


# RAM

May/June 2024



May/June 2024  
Volume 41 No 3

# Blacksmith Association of Missouri

## Table of Contents

BAM / ABANA application	3
Presidential Address	5
Conference Meeting Minutes	6
Conference Awards	8
Brett Smith T Star Leather	12
Charlie Carpenter	10
Matt Jenkins	11
Brendan Stevens	12
Jerry Hoffman	13
Nathan Robertson	14
June 22nd. Meeting Minutes	16
Trade Items	17, 22
John Dilsaver and Mike Morton	18
Blacksmithing Schools	23
Upcoming Events	24
Coal Map	25
Tailgate	26
Backpage	28
Events of Great Interest	27



### Mel Robinett 1946-2024

Mel had a great outlook on life. Always had a kind word or joke. He was a very devoted husband, father, and grandfather. He was an Army Veteran. He was a fine maker of Bows. You will be missed. Rest in Peace.

### Editor Notes:

I'll include more conference info in the next newsletter. I just ran out of space.

## Editor

Mike McLaughlin

## Contributing Writers

Santo Giuffrida

Chris Bopp

Bob Stormer

## Contributing Photos

Mike McLaughlin

John Sherwood

Bruce Herzog

Bob Stormer

Michael Gorzel

## President's Message

Santo Giuffrida

## Mailing Labels

Jeremie Howell

The Newsletter of the Blacksmiths Association of Missouri is published six times a year and is mailed to members of BAM. Editorial inquiries should be addressed to: Mike McLaughlin, 122 Milwaukee Ave., Lawson, Mo. 64062

816-769-5788

or send an email to:

bameditor2015@gmail.com

The annual fee for regular membership is \$30/year; a portion of this amount is for a subscription to this newsletter for one year.

BAM membership inquiries should be addressed to:

Jeremie Howell

11 West 10th Street

Carrollton, Mo. 64633

660-542-4193

Membership.bam@gmail.com

Occasionally some material will be copyrighted and may not be reproduced without written consent by the author. BAM welcomes the use of any other material printed in this newsletter provided the author and this organization are given credit.

## Membership Application

Name: \_\_\_\_\_

Address: \_\_\_\_\_

City: \_\_\_\_\_

State: \_\_\_\_\_ Zip: \_\_\_\_\_

Phone: (     ) \_\_\_\_\_

E-mail: \_\_\_\_\_

☐ New Member ☐ Renewal ☐ ABANA member  
\$30 per year

Are you interested in taking a class? ☐

How did you learn about BAM?

\_\_\_\_\_

\_\_\_\_\_

Memberships are for one year from receipt of dues. Dues are \$30, which includes a subscription to the bimonthly BAM newsletter. Please make checks payable to Blacksmith Association of Missouri

## ABANA Membership Application

Primary ABANA Charter Affiliation: \_\_\_\_\_

Name: \_\_\_\_\_

Address: \_\_\_\_\_

City: \_\_\_\_\_ State: \_\_\_\_\_

Phone: (     ) \_\_\_\_\_ Zip: \_\_\_\_\_

E-Mail: \_\_\_\_\_

☐ New Member ☐ Renewing Member

*Includes a Subscriptions to the Anvil's Ring and The Hammers' Blow magazines*

**Membership: Renewal** ☐ **New Membership** ☐ *For Annual Membership-Renewal Date in One Year*

Digital \$55 / yr. ☐ Available world-wide, including North America. Publications will be sent digitally to the member's e-mail address on file. No print copies will be mailed.

Print \$65/ yr. ☐ Available in North America only (USA-Canada-Mexico). Publications will be mailed.

**Membership includes FREE placement in a searchable 'Find a Blacksmith' database to connect to opportunities.**

Check here to be included in the searchable on-line 'Find a Blacksmith Directory' ☐

*Send this form in an envelope with your payment to:*

BAM  
C/O Jeremie Howell  
11 West 10th. Street  
Carrollton, Mo. 64633

I \_\_\_\_\_ hereby apply for membership in the  
Artist-Blacksmith's Association of North America and enclose  
\$ \_\_\_\_\_

MasterCard ☐ Visa ☐ Check/Money Order ☐

Card Number

[illegible]

Exp Date:  
(Required)

\_\_\_\_\_

Checks must be in U.S. Currency  
SEND RENEWAL TO:  
**ABANA Central Office**  
PO Box 462  
Johnstown, PA 15907-4817

(814)-254-4817

[www.abana.org](http://www.abana.org) To join online.

**Officers:**

## President

## Santo Giuffrida

## 1st Vice President

Charlie Carpenter

## 2nd Vice President

Hollis Harbit

## Secretary

Chris Bopp

## Treasurer

Ashley Hart

bamtreas@gmail.com

660-542-4181

## Membership

Jeremie Howell

Membership.bam@gmail.com

## Web site

[www.bamsite.org](http://www.bamsite.org)

## Web Master

Jeff Collins

bam@jeffcollinsonline.com

## Mobile Training Station

Don Anders

## Librarian

Karen Bouckaert

## Conference Chair

Ashley Farnsworth

## Coal Captain

Mike Lanham

The Blacksmiths' Association of Missouri is an affiliate of the Artist Blacksmiths' Association of North America, and is devoted to the preservation and advancement of blacksmithing and to communication among blacksmiths in Missouri and surrounding areas. The Newsletter of the Blacksmiths' Association of Missouri's goal is to support these aims. Letters to the editor, tech tips, tools for sale or anything else which furthers these ends will be considered for publication.

The Newsletter of the Blacksmiths' Association of Missouri and its members do not manufacture, distribute, sell, test, warrant, guarantee, or endorse any of the tools, materials, instructions or products contained in articles or features in the Newsletter of the Blacksmith Association of Missouri. The Newsletter of the Blacksmiths' Association of Missouri disclaims any responsibility or liability for damages or injuries as a result of any construction, design, use, manufacture or other activity undertaken as a result of the use or application of information contained in any articles or features in the BAM Newsletter. The Newsletter of the Blacksmiths' Association of Missouri assumes no responsibility of liability for the accuracy, fitness, proper design, safety or safe use of any information contained in the Newsletter of the Blacksmiths' Association of Missouri.



## Presidents Letter

Hello everyone, so much to talk about from May and June, but I will try to be brief to save space for more pictures of the conference which was a great success by all measures. I would like to thank Ashley Farnsworth and all the volunteers, demonstrators and vendors that helped make the conference a success.

We have two new Officers after the election at the conference. Charles Carpenter will be a Vice President replacing Mark Lawson, who requested to step down. Ashley Hart will be our new Treasurer replacing Chris Miller who also requested to step down. I welcome the new officers and express my appreciation to Mark and Chris who served BAM well in their roles. The both gave up a lot of time to help our organization, be sure and thank them when you see them at future meetings.

Be sure to check out meeting minutes to learn about new coal pricing, new coal station, a donation we made to metal museum and our new website that is out there for preview now.

At the beginning of June, we had a power hammer class courtesy of the Preston Williams fund. I and others in attendance will tell you, it was very informative.

Later in June we had a good meeting at Table Rock State Park. Thank you to Mike Morton and John Dilsaver for demonstrating. Be sure and check the coverage in the Newsletter.

We now have a new Membership chair (Jeremie Howell) to your memberships and renewals to. Thank you to our past chair Bart White who has a new job with new responsibilities.

Besides the meetings and hammer-in coming up, it is time to think about the State Fair running from August 8<sup>th</sup> until 18<sup>th</sup> as we staff a tent with three anvils and two forges. You just need to supply hand tools, metal and your skill. Please consider volunteering. Contact Hollis Harbit for details.

As always check out upcoming events page in the Newsletter and remember to keep the rust off the anvil by using it.

Santo



BAM 2024 Conference - Business Meeting

BAM president Santo Giuffrida opened the business meeting and thanked conference chair Ashley Farnsworth and the volunteers and instructors for their efforts.

Chris Miller gave the treasurer's report. As of April 30<sup>th</sup> BAM had some conference income that came in ahead of the conference, but we have quite a bit more to still come in. BAM is in good shape, and we are expecting a good auction turnout. Chris announced that he will be stepping down as treasurer, so this will be his last year. Chris thanked the membership for the opportunity to serve as BAM's treasurer and promised that he remains an avid member. Chris has held the treasurer's office since January, 2021.

Chris Miller proposed to the membership that BAM make a donation to the Metal Museum in Memphis, Tennessee. Chris explained how this opportunity came about: The Metal Museum is a non-profit organization similar to BAM that promotes metalwork and metalworking. They are trying to raise capital to build out their new campus through donations. They have a challenge matching grant where each dollar donated will be matched, up to \$1,000,000. Chris Miller had recently proposed to the BAM board members a donation in the amount of \$500. The board agreed with the idea, but since conference was just a few weeks away, the board decided to put that decision to the membership. The proposal was made to the membership, and based on discussion on the floor officer deliberation at this conference meeting; the amount was subsequently changed to \$1000. Bruce Herzog motioned, Karen Bouckaert seconded the proposal and the motion was passed unanimously. Since Bud Harvey, Executive Vice President of ABANA was in attendance Don Anders asked if ABANA would like to also participate in the challenge matching grant. Bud asked that we forward the info to ABANA for further consideration. You should definitely consider visiting the Metal Museum, and why not, as Chris said, "Memphis is close to Missouri".

Steve McCarthy, Nominations chairman presented the annual election of officers. Per BAM by-laws, officer elections are held each year at conference time. Steve explained that while the officers filling the president, second vice president, and secretary offices have agreed to take another term that two current BAM officers are stepping down so Steve presented the nomination committee's two candidate nominations for replacements. Charlie Carpenter will run for the 1<sup>st</sup> vice president position to replace Mark Lawson, and Ashley Hart will run for the treasurer's office replacing Chris Miller. After the explanation, a vote was conducted and the new officer slate was unanimously approved by the general membership at the conference. Santo noted that while the new officer's terms would commence immediately, that it would take some time yet to complete the transition of the treasurer's office from Chris Miller to Ashley Hart, so, in the meantime you should continue to submit any treasurer related items to Chris Miller. Once the transition, which includes a variety of things including bank accounts and addresses and records, is complete, Santo will notify the BAM membership and at that point we would then submit items to Ashley. Santo welcomed the new officers.

Santo gave the Coal Report. We have just placed a new order for coal. The price of the new coal went up \$75 per ton which translates to \$2 per bag for both BAM members and non-members. The price increase will take place immediately following conference, as we have the last few bags of the old coal still available for sale at the conference. The mine that previously supplied our coal for years is running out of coal and our supplier will have to source coal from a different mine that is also in Pennsylvania. Also, we have a new coal station in Tuscumbia, Missouri that will be operated by Troy Albrecht. Tuscumbia is about a half hour west of Bernie Tappel's place, and the addition of this new station will allow Bernie to retire from hosting a coal station.

---

Santo gave the State Fair Report. BAM will again host a booth at the Missouri State Fair this year from August 8 through August 18. We need to man the booth for the duration of the fair. We will have 2 forges and four anvils. Santo encouraged members to sign up to help man the booth – you can use the provided anvils, forges and coal and it is a great opportunity to spend time sharing with, forging with, and teaching and learning from other BAM members. Bring material to forge and any tools you like. You can sign up to attend for one or more days and if you sign up, you can get free admission to the fair and also parking passes which are a great benefit! Additionally, whether you plan to attend or not, BAM is seeking submissions or donations of blacksmith-made items for either display only or for sale with proceeds going to BAM. It is nice to have examples to show visitors to help them understand what we do. We usually run out of those types of sale items quickly at the fair and have little to show booth visitors after that, so this will help alleviate that issue. See Hollis Harbit if you are interested in or have fair related questions or submission items.

Don Anders gave the MTS Report. The NC class went over well this year, so we will likely have that again next year, so if you are interested for next year, start looking into it as soon as you can. Visit the ABANA website to get details on the NC class preparation and requirements for the level you are interested in.

Santo introduced Bud Harvey, to present for the ABANA conference. ABANA will hold their annual conference in Johnstown, Pennsylvania June 6 through June 9 with the opening ceremony on June 5. Bud would like to have at least two teams from BAM to participate in their international forging competition. They will supply forges, coal, anvils, tools, and materials. Based on pre-registrations, the conference currently is expecting about 400 attendees.

Ring of the anvil provides an opportunity to honor past members and supporters of BAM. In the last year, five people affiliated with BAM are known to have passed away. Those people are: Jerry Hoffman, Jerome Rehagen, Larry Powitsky, Larry Lutz (BAM members), and Steve Kayne (who founded Blacksmith Depot). Per BAM tradition, each attendee in succession struck the anvil in remembrance of our past associates. May they forge in peace.



Huge thanks to our auction crew.

**Johnson Auction Service**

Rusty Johnson and Philip Yoder

They run the auction for us at no charge. Show them support if you can



National Curriculum Class.

### *Election of officers:*

In accordance with BAM by-laws, annual election of officers was held at conference with these results:

**President:** Santo Giuffrida – retained in office

**First Vice President:** Charles Carpenter – replaces Mark Lawson

**Second Vice President:** Hollis Harbit – retained in office

**Treasurer:** Ashley Hart – replaces Chris Miller

**Secretary:** Chris Bopp – retained in office



Hollis Harbit, Santo Giuffrida, Ashley Hart, Chris Bopp, and Charlie Carpenter L to R

### *Forging Contest*

*This year, there were two groups for the forging contest: Beginners and Advanced.*

Awards amounts are \$100 for First Place, \$50 for Second Place, and \$25 for Third Place for both groups.

#### **Beginners Group**

3<sup>rd</sup> Place – Orian Moran

2<sup>nd</sup> Place – Charles Glover

1<sup>st</sup> Place – Westley Moran



Orion Moran,  
Charles Glover,  
Westley Moran

#### **Advanced Group**

3<sup>rd</sup> Place – Ty Penn

2<sup>nd</sup> Place – Matt Jenkins

1<sup>st</sup> Place – Mark Ling



Matt Jenkins,  
Mark Ling,  
Ty Penn not  
shown



John and Mickey Elliot with Karen B.  
Blacksmith Supply

### *Sponsors*

Site Sponsors (3): Blacksmith Supply, Blacksmith Depot, and Holland Pattern and Anvil.

Conference sponsors (2): Ron Richerson and The New Little Giant



David Sloan and Doug Klaus with  
Santo and Karen B.  
The New Little Giant



Ron Richerson



Greg Hagen  
Holland Anvil



Paul Talaski with  
winner Bob Brown



### *Dr. Iron's Slackwater Gallery:*

This year we did a special tribute to Jerry Hoffman. Thank you to Jerry's son, daughter and first wife who all attended the conference. We had 19 Jerry Hoffman pieces and 64 general pieces in the gallery.

**People's Choice Gallery competition:** There were 105 votes cast, and 32 items received a vote. The winner was Bob Brown with his entry "Occasional table".





### *Founder's Award*

Last year's recipient, Willie Bagley, picks the next recipient which was Ashley Farnsworth II

### *Lifetime Member Award*

Hollis Harbit was awarded lifetime membership for his many contributions including State Fair.

*National Anthem* sung by Sheri Stormer

### *Raffle*

**Swage Block:** Bernie Tappel - **Anvil:** Ashley Farnsworth II - **BAM Box:** Bob Brunton

## Brett Smith T Star Leather

[www.tstarleather.com](http://www.tstarleather.com)


Thursday night Brett Smith was the opening night demonstrator. He covered a lot of leather working skills in a short amount of time. It was raining and he did that while standing in a big puddle of water. Thanks Brett.



## Charlie Carpenter 2024 BAM Conference Demo by Bob Stormer



Charlie took on a very challenging demo at the 2024 BAM Conference. He chose to demonstrate the “finishing” of a knife. To do this, he brought an “nearly finished” knife he had made. And then he started Friday by forging another knife with the exact profile of the one he brought and he would get to the stage of “almost” finished before the conference ended. He used the last part of his demo on Saturday to finish the assembly of the “nearly finished” knife he brought to the conference. What he brought is pictured at the left. The only differences would be the filed pattern on the spacers and the wood chosen for the handle.



Once he had the ricasso squared up by grinding, and after profiling the edges of the newly forged knife, he coated the edges with Dykem and used a height gage to precisely locate the centerline. This is critical to get both sides of the knife to look the same.



The newly forged blade that he took up though the rough grinding stage is shown on the left. He did the rough grinding starting with 36 grit and finishing with 400 grit. His grinder of choice is the TW-90. On this new blade, he only did the hand sanding on one side as shown in the photo at the right to demonstrate his method. He started with 320 grit followed by 400, 600 and 800 grit. He only went to 600 grit on the false edge. The picture on the left is the partially finished new guard/spacer assembly. Some important parts of this are the two pins that align all the parts when they are repeatedly taken apart for finishing. The photo at the right is the almost finished new guard assembly.



The photo below left is the “finished” knife that Charlie forged early Friday morning. The reverse side of the blade and guard are not completely finished and the guard assembly and handle are also not permanently attached due to time constraints.



At this point, Charlie started finishing the “nearly finished” knife shown at the beginning of this article. To start the assembly of the knife, Charlie used the fixture shown in the right photo and J-B Weld to attach the pieces of the guard assembly together and to the blade. He used WD-40 and a sharpened craft stick to clean the overflow of the J-B Weld. The photo at the left shows the clamp he used to hold the handle in place while the epoxy set up. The photo below is the knife Charlie finished Saturday afternoon and generously put in the auction. There are so many details and special tools he used in this demo there isn't enough space to adequately cover them. You can see a lot of them in the BAM Gallery on Facebook that has captions explaining a little about them. I can only suggest that you take the next opportunity you have to learn finishing a knife from Charlie. It's a wonderful experience if you ever want to make quality knives.

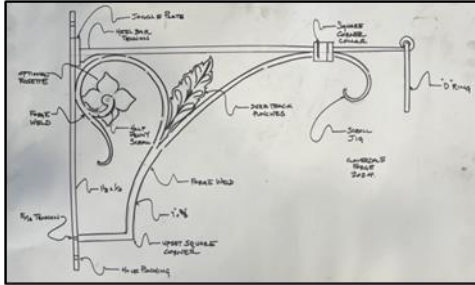




# Matt Jenkins Demonstration

By Chris Bopp

I had the good fortune of seeing Matt Jenkins of Cloverdale Forge in Canada demonstrate by making an elaborate plant hanger. The hanger design demonstrated many blacksmithing elements like upset corners, forge welds, scrolls, leaves, square cornered collar, upset tenon, D-ring, and a “joggle plate”. Matt likes to draw and provided a clearly labeled same size drawing of the hanger design as a guide. While making the hanger,

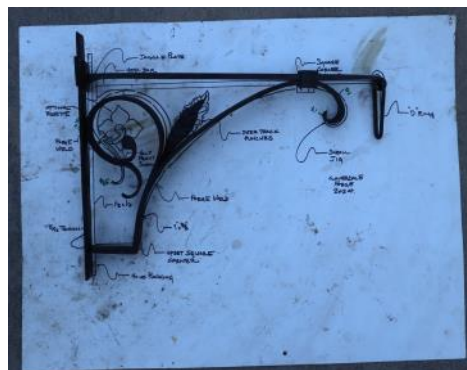


he used a lot of specialized tools of his own creation such as benders, reamers, jigs and fixtures to achieve special effects, or to make the job easier or more accurate. For each such operation, Matt drew diagrams on the whiteboard and clearly explained the theory and details at work. He demonstrated several different benders used to get the bends in pieces just right without “the fiddling”. The tool for making the joggle plate looks like a trident (three prong fork) and works very nicely too.

I’ll bet several BAM members will make copies of that tool! Matt produces aesthetically pleasing work, yet he is a very technical blacksmith with a clear understanding of how to move metal and that shows in both the quality and




speed of his work. He did a great job of explaining the techniques he used and people I spoke to at the demo said that they learned a lot from Matt’s demonstration. The hanger turned out exactly as the drawing, by the way. See Matt’s website at [cloverdaleforge.com](http://cloverdaleforge.com) where they also offer lots of great items for sale.



Karen Rudolph. The other half of Cloverdale Forge. Also a talented blacksmith.

## Brendan Stevens Demonstration By Chris Bopp

Brendan Stevens and his team from Minnesota demonstrated making a post vise. It was a larger forging than I typically see being made at blacksmithing demonstrations and it was really good to see a blacksmith working with strikers, something not as common today as it used to be. The team appeared as comfortable forging the massive object as if it was a bottle opener. The process involved some serious upsetting to gather material for the jaws. They used a tube attached to the side of the anvil to help position the work while upsetting it. One person handled the workpiece and two strikers delivered the blows. There was a slitting operation in the jaw risers to form the hole for the screw assembly that required considerable accuracy. The slit was then drifted out to form the hole for the clamping screw. Brendan also used Verne, the BAM



power hammer to good effect for straightening and drawing out the sections. The drifted holes for the screw are not fully rounded out, but retain the “eye” shape of the slit as well which where the key fits to prevent the stationary thread tube from rotating. The screw portion was machined prior to and was not part of the demonstration. The screw handle ends were tenoned and then had a round end




slipped over and peened in place to fix the handle to the screw. Mounting hardware, was added using the “U-bolt” approach, and some finishing with a grinder made the jaws ship shape. Overall, the post vise came out very nicely and was placed in the BAM auction. Congratulations to Bernie Tappel who is now the proud owner. Overall, the demo was entertaining and informative and the team’s good natured antics brought a lot of fun to help lighten things up – what with all that serious forging going on and all... As I



Travis Mizuhata, Andrew Lundrigan,  
and Brendan Stevens L to R

watched Brendan and his team work together, it also made me nostalgic for the days when a blacksmith might have the luxury of having an apprentice and other workers around the shop on a regular basis, as I find I often forge alone.





## Jerry Hoffman Tribute

Dr. Iron's Slackwater Gallery Paid tribute to Jerry Hoffman. Jerry was a long time Bam Member who willingly shared his expertise and knowledge. This is just a few of the pieces that were brought in to be shown. Most were owned by BAM members. Thanks for bringing them in. Jerry also wrote and published The Blacksmith Journal. It is filled with concepts and ideas. The Blacksmith Journal is available at [www.blacksmithsjournal.com](http://www.blacksmithsjournal.com).



Jerry and Janelle Hoffman



Bob Patrick, Karen (Jerry's first wife) and children Molly ,and Dustin




## Nathan Robertson Power Hammer Tooling Seminar June 1st. - 2nd, 2024

We had about 30 people take advantage of this seminar. Three books Nathan recommends that you own and use are Flat Die Power Hammer Tools by Clay Spencer. The Big Hammer from the Alabama Forge Council put together by Clay Spencer with notes from Clifton Ralph. These are available from Judd Clem e-mail [clem.judd@att.net](mailto:clem.judd@att.net) they are about \$30 each with shipping. Ad is in the back of the newsletter also. The third is Blacksmith Manual Illustrated you can upload this one from the free book downloads section on the BAM website. A lot of this tooling will work with a treadle hammer, but there are some things you may not have enough power for.

The main goal of this seminar was to show us how to use flat dies to your advantage. Dies should be flat, lined up with each other and have a small radius on the edges. Nathan brought over 75 different tools. In order to use the flat dies you will need to make tooling. So make up a bunch of handles and springs, then you will be ready to build that tooling when the time arrives. For spring type tooling he uses 1/4 x 1" flat bar. For the round handled tooling he uses 1/4" round or smaller. The handle needs to have flex in it. If it doesn't have flex and you are not lined up exactly flat your hand will get a jolt that may hurt a bit. All of your tooling should have a radius on the edge. The only exception would be a Hack or some sort of special tool. There was a lot of information given and this is just a small snapshot of what was learned.

WWCD (What Would Clifton Do) WWPD (What Would Phil Do)








Forging an offset shoulder. Butcher where you want it to start. Use a round fuller on the opposite side. Start to flatten up to the round fuller. Lay the side to be offset on the bottom die and use a block tool to flatten out. This will keep you from having a cold shut in the corner.



Cup tool. Use small ball to get it centered and started. Work you way up with larger sizes to your finished dimension. This also works with v blocks and round fullers. Most smaller hammers do not have the power to do this in one shot. Progression is your friend.



## **June 22, 2024 - BAM Meeting Minutes**

President Santo Giuffrida thanked Mike Morton and John Dilsaver for demonstrating the making of hammers and Claydon clamps at the meeting which was held in a shelter at the Table Rock State Park near Branson, Missouri.

Santo gave the membership report for Bart White, BAM membership director, who was unable to attend. BAM has 545 members which is unchanged since conference. Bart has asked to step down due to work and health related issues. Note: after the business meeting, Jeremie Howell volunteered to replace Bart as membership director.

Santo gave the Treasurer's Report for outgoing treasurer Chris Miller who was unable to attend. Chris finished the books through the month of May, all conference bills have been paid and the conference was a financial success. BAM has a surplus from conference approximately equal to the proceeds of the auction, which is desirable, and fairly normal. Santo and Ashley Hart have worked to transfer all the Bank Accounts to remove Chris Miller and add her as the new Treasurer. Santo also introduced incoming treasurer Ashley Hart to the group – welcome Ashley!

At conference, the membership voted to send a donation of \$1000 to the Metal Museum in Memphis, Tennessee as part of a matching program. The donation BAM made was matched by another source for a total of \$2000. BAM received a letter from the Metal Museum thanking us for the donation and Santo provided that for those present to view. They indicated the funds will go toward their new blacksmith's shop which will be "amazing".

Santo gave the website report for Jeff Collins who was unable to attend. The existing legacy website remains in place and Jeff has posted a link there that takes you to the new website. The new site uses WordPress to generate the pages, so it is easier to maintain, however, since the site is new, we decided to do a "soft launch" so we have time to work the bugs out of the new site before we shut down the old site. Please visit the new site and email Jeff with screenshots plus a description of any issues you find. Also, include what operating system and browser you used so he can reproduce the issue. Eventually, we intend to be able to do membership renewals and conference enrollments on the new site, but first we need to get the new site established with all the functionality and content of the old site and secure the new site.

Hollis Harbit gave the State Fair report. There are still some available spots for manning the State Fair booth. If you help man the BAM booth, attendance and parking are free. They changed our parking arrangements – we used to have five primary parking spots, and they reduced that to three and the other spots will be in a lot that is further out. Two coal forges and three anvils will be provided by BAM at the booth, so if you decide to work the booth, bring the tools and materials you need to work on. If you work the booth, you can sell your items there too. This is a great opportunity for new smiths to work alongside experienced smiths and learn!

Santo also noted that BAM is looking for candidates to fill two officer positions - both the president and secretary positions will be vacated next spring at conference time. Additionally, we need a nominations committee chair. Please help to identify any potential candidates and let Santo or Steve McCarthy know so we can fill these positions! It is important for members to step up and fill the various positions so BAM can remain a strong and vital organization. As members transition out of roles, they are generally available and willing to help those moving in to fill their old position and help them to learn the details of their new job.



---

Don Anders asked if there is any interest in having a “green coal” class to help newer smiths and those not used to using coal to learn how to use coal. We often get questions from new members and propane users about how to use coal, so we know there is a need for this information, but we need to determine if we have enough demand to justify a class for it. If you are interested, please contact Don Anders so we can begin to judge the demand. There was discussion on items such as would this require BAM to have more coal forges, and if so where would we store them? And discussion about using portable pack forges because they are small. Don Anders volunteered to store said forges initially for a while. Santo pointed out that we also need a host for such an event. No decisions, were made, but it was healthy discussion.

Santo welcomed two members of our Arkansas affiliate, one of whom joined BAM today and the other was already a member. They had questions about how BAM handles the MTS program, coal suppliers, newsletter publication and other organizational details their affiliate also faces.

Karen Bouckaert announced several new additions to the library including titles she acquired at conference.

Mike McLaughlin, our BAM newsletter editor called for members to submit articles or other input to him for publication in the BAM newsletter. You could write about an event you attended or a technique you used and you can include photos too. Sharing your experiences with the group in this way enriches us all and helps show what our membership is up to!

Santo announced the upcoming events and ended the meeting. Forge on!

## Trade Items Pair of matching hooks. Meeting June 22nd. 2024

Continued on page 22.



Jeremie Howell to Joe Commerford



Don Anders to John Sherwood



Steven Allen to Don Anders



John Sherwood to Pat McCarty

## Mike Morton, John Dilsaver Demo June 22nd. 2024

By Mike M. Pics: John Sherwood, Michael Gorzel, Mike M.

The project today was making 2 hammers by hand from one block of steel. They used mild steel to make it go a little easier and faster. The steel was 8" of 1.5" square. They started off with making a hammer eye punch from 5/8" sucker rod.

Mike explained that his second most used hammer was a mild steel one. He uses it for driving chisels, punches, and drifts. It is softer so it won't deform the end of your hardened tools and will bite into the tool for better contact. They can be reforged as necessary. They both use them, and I am going to make one myself.

John likes to make his punch a long rectangular shape. A little under 1/4" thick and about 3/4" wide at the working end. John explained that a larger chisel would create more resistance and be harder to punch holes. Mike likes to have the struck end octagonal in shape. Mike was the striker for John, and they made quick work of making the punch. The face should have sharp edges around it to help shear the metal. Mike Bought about 740 ft. of sucker rod from Wheeler Metals in the Springfield/ Rogersville Mo. Area. They sell new reject sucker rod. They have 5/8" to 1-1/8" round. Call ahead to make sure they have what you want. They make a lot of punches and drifts out of this.



Mild steel hammer and Mike's style of punch.

They saw Nathan Robertson do it in a demo a few years ago at the conference. They are going to create the peens of the hammers in the middle of the bar. Use a radiused bottom fuller tool in the anvil and a corresponding handled fuller for the top struck tool. John did the holding and directing, Mike was the striker. Start in the center. Then work your way out to create the bevels for the peens. Lay it on its side on the anvil to keep it straight and forge the bulges on the side back in.



Testing the setup.



They used a hot cut in the anvil and a hot cut chisel to separate the 2 hammer heads. Mike switched from the 10 lb. sledge to a mild steel hammer to drive the hot cut chisel. The smaller chisel means less resistance and is easier to guide down the cut. Once it was almost all the way through, they switched to the edge of the anvil to finish shearing it off. Making hammers this way eliminates the fish mouth you get trying to make a single peen. Straighten and clean up the peen before punching.





Punching the eye. Mark it with a center punch if you can. John used the punch they had just made. It was not heat treated or ground. They did this by eye, and it turned out well. No Marking with a center punch. Start a small mark with your punch, make sure you are lined up correctly. It is easier to correct now. Use a punch lube or coal dust to keep it from sticking. They used coal dust. John is going to punch for a straight peen and Mike's will be a cross peen. Take about 3 strikes cool the tool then rotate your piece apply lube and do it again. They punch it all from one side. Keep going until you are almost all the way through. You will feel it bottom out on the anvil. Flip it over and drive out the slug.



Drifting the hole. Buy your handles first. House Handle company has a good selection of handles at a reasonable price. Make your drift the same size as your handle. It was made from sucker rod also. They will be drifting from both sides. You want to create an hourglass shape. They used a bolster block to have space for the drift to drive in. Drive it in one side. Then drive it in the other. Lay it on its side on the anvil and strike it to release it. Alternate sides until you have the hole you want. John measured the hole to make sure it was drifted to size. Finish the rest of the hammer and then give it a final drift. Let cool. Grind and heat treat. For some reason I did not have a photo of the finished hammer head.



Pinch clamps. Used to hold together grills and projects that would require a lot of clamps. They are  $\frac{1}{4}$ " x 6" long round bar. Flattened on the end and bent into a "U" shape. They can be adjusted cold to fit whatever you need. Another Bob Patrick tip.






Claydon Clamps. They used ½" rod to connect together. They used 1" square tube about 7/8" long. Thinner wall thickness worked better. And 1-1/4" round tubing about 1" long. For the clamps. John had a spreading tool to help start the bend in the clamp. It was a piece of plate with a 90-degree angle clamped in a post vise. This helps you index the clamp on the bar. Lay one bar on the anvil, heat the clamp and set it on top of the piece on the anvil. Lay the piece to be joined at a 90-degree angle on top of the clamp. Strike in the center until it is set. Quench to make it shrink and you are done. These can be wiggled apart and put back together. Try different sizes and see what you get. Don Anders has a hand out from Bob Patrick he got a few years ago that will help to explain the sizing. If I can get a copy, I'll include it in a later issue.



Tooling for leaf finial. John got this idea from Bob Patrick. The die is made from 1-3/8" spring steel squared up and twisted. One left and one right. Welded to a plate. He used a file to get the peaks line up the best he could. He made a finial with it then used that to make other tools out of mild steel. If you are going to use it for production work you should use tool steel.



Back Scratcher with the finial as a handle.

They quenched a mild steel hammer head in Super quench. Super quench is 5 gal. of water 5 lbs. of salt, 32-38 oz. of Dawn dish soap, and 7-8 oz. surfactant. Jet-Dri or check out farm stores for surfactant's used for spraying. Keep a lid on the bucket of your quench. It will help to keep it from going bad as quickly. The blue liquid will start to turn a lighter green if you use blue Dawn. Do not use this on anything over a mild steel. Tool steel will harden too much and crack. Bob Patrick has used a mild steel forging hammer for 8 years that has been super quenched.

Trade Items continued.



Jim Davis to Joe Doster



Joe Doster to Steven Allen



Harold Van De Mark to Santo Giuffrida



Kim Stahl to Jim Davis



Randy Carrier to Jeremie Howell



Joe Commerford to Kim Stahl



Santo Giuffrida to Harold Van De Mark



Pat McCarty to Randy Carrier

## Missouri Based Schools

**Craft Alliance of St. Louis.** Instructor: Kim Stahl of Kim Stahl Designs

I offer two 6-week courses (one that meets on Mondays and one that meets on Wednesdays) Introduction to Blacksmithing as well as offer Tuesday night Workshop courses that alternate between the always offered and popular Making a Cheese Knife workshop and a seasonal workshop, which is currently Make a fire poker but soon will change over to Make a Garden Tool workshop. Class info and sign-up website. <https://www.craftalliance.org/blacksmithing/>

**Beginner & Intermediate classes** are being held at Mueller Industries (via Craft Central), 12951 Maurer Industrial Drive, St. Louis, MO 63127

To see class listings or to register for classes, visit our website, [craftstl.com](http://craftstl.com)

For more information call 314-842-0796 or email; [Brendan@muellerstl.com](mailto:Brendan@muellerstl.com)

**Matthias Penn** is offering introductory & beginning blacksmith classes. 417-543-2148

[Tytheblacksmith@yahoo.com](mailto:Tytheblacksmith@yahoo.com) Ava Mo.

**Tong Making Class**-Weekend Course, 4 people per class - \$125 per person. Contact: Charles Comstock, Rt.1 Box 20, Deerfield, MO. 64741 (417) 927-3499, or (417)-321-2286 cell

**Oldschoolcrafts** Blacksmith School, Joe Davis 12625 Lawrence 1175, Mt Vernon, MO 65712 phone 417-461-0387 on the web [www.oldschoolcrafts.org](http://www.oldschoolcrafts.org) E-Mail [oldschoolcrafts@hotmail.com](mailto:oldschoolcrafts@hotmail.com)

**Classes Offered, The Farrier's Wife Blacksmith Shop.** 17332 EE Hwy. Ste. Genevieve, Mo. 63670

Lisa Thompson 573-984-9013 See on Facebook.

Email: [thefarrierswifeblacksmithshop@gmail.com](mailto:thefarrierswifeblacksmithshop@gmail.com)

**Missouri School of Blacksmithing.** Class prices, descriptions, prerequisites, and skill levels are in the catalog. Give us a call for more information, or to receive a catalog.

Matthew Burnett 3100 NW Winchester Road Cameron, Mo. 64429 816-575-2798 [mo-schools.com](http://mo-schools.com)

The Missouri State Fair has been a great opportunity for BAM to provide Blacksmithing information to many folks outside of our membership and conference attendees. During the State Fair, BAM staffs a tent for all eleven days of the fair in August each year. In 2023 we had great volunteer participation. Now we want to also provide more items for display. Many of the State Fair Attendees are not aware or have a limited view of what Blacksmithing is.

Therefore, we are asking members if they could donate an item to be sold at fair with proceeds going to BAM or lend us an item to display and then returned to the owner. This is very similar to what we do at the Gallery and Auction at the conference. Even if you are not able to volunteer time at the State Fair, you could drop item off at a meeting or the conference. If you are just lending it for display, make sure we have your name and description of the piece. If you are donating to BAM, we ask you provide us with suggested price as you may have more knowledge of that market. We can provide a receipt for donations. If you have any questions please contact Hollis Harbit at 816-277-8554.



## Upcoming EVENTS

July 25th, 2024 Old Retired Guys and Anyone Who Wants to Take a Vacation Day Hammer In Hosted by Bernie and Patti Tappel. 204 Hidden Valley Rd. Jefferson City, Mo. 65101 Bring a project to work on, or something to demonstrate. Lunch available. Bring Chairs.

August 8th. - 18th. 2024 Missouri State Fair. Volunteer to help at the booth. Make something, Learn something, and Teach something. Contact Hollis Harbit to volunteer. 816-277-8554

August 24th, 2024 - Meeting. Willy and Tami Bagley. 9940 Rd.2302, Chillicothe, Mo.64601 Bring Chairs,. Lunch Available. Trade Item: Branding Iron of your own design.(ie. your initials, a logo, etc).

October 12th, 2024 - Meeting. Brady Steam Engine Showgrounds, 24289 MO-179, Boonville, MO 65233. We will use the Blacksmith Shop on Brady Steam Engine Show Grounds. Please bring your lunch and lawn chairs. Trade Item: Fishing Gig.

December 7th. 2024 - Meeting - Strafford High School 201 W. McCabe St, Strafford, Mo 65757. The 201 W McCabe is the address for High School Campus. The event will be held at the white building on the north side of the campus. "Strafford Vocational Building" is on the front. Strafford High is right off of Highway I-44 and exit 88 (east of Springfield). Please bring your own chair. FFA will provide us lunch and a donation can will be available. Trade Item: Christmas/Winter Holiday Decoration.

January 1st, 2025 Pat McCarty's Headache Hammer In. 4800 St Johns Rd. Washington, Mo. 63090

February 8th. 2025 - Meeting. Dale Kirby 9603 State Hwy b, Higbee Mo. 65257 Lunch Available. Trade Item TBD

**Meetings** start at about 8:30am. and go to about 2pm. Demo until noon. Lunch, then business meeting. Iron in the hat and Trade Item exchange.

**Hammer-In** events require participants to be 14 years of age and minors need to have a legal guardian present during the event.



# Coal Stations

## Coal Captain: Mike Lanham

### Price per bag:

BAM Members \$20.00

Non Members \$25.00

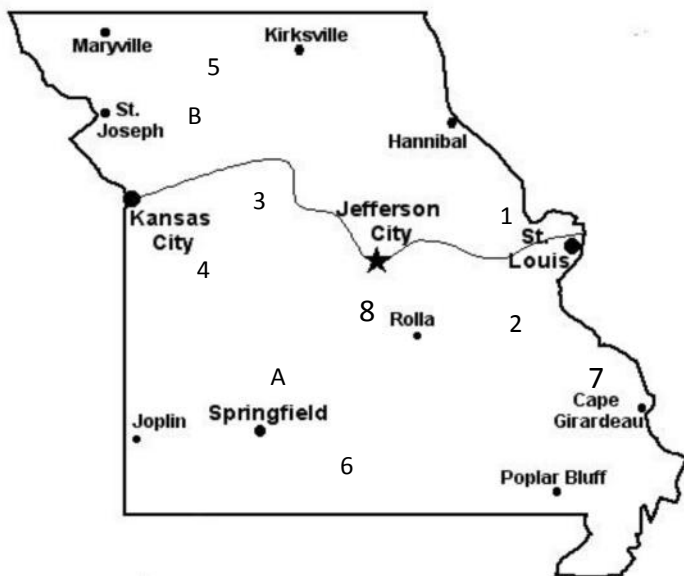
Member's pickup at Mike Lanham's- \$18.00

Non-Members pickup at Mike Lanham's \$25.00

Coal keepers earn \$5.00 per bag

Bags are approximately 50lbs. each

Please call for current pricing



A few notes on our coal:

1) Not all coal is created equal. The coal we buy is from the West Virginia to Pennsylvania vein and is a high metallurgy grade unlike coal from other areas.

2) Raw coal from the bagging company is stored outside which allows it to get rained on, (rain is water which weighs 8.4 pounds to the gallon). If the coal is bagged wet and then dries out the weight will change.

3) The coal fines which when mixed with water to form a paste burns along with the chunks of coal but during shipping and handling may sift out of the bags causing a weight loss.

So, the bottom line to all of this is we are selling coal in approximately 50 pound bags.

## Non BAM Coal

- A. Tim Johnson @ Advanced Welding, Springfield, MO. 417-886-8032 - Pocahontas Coal \$.40/lb. cash, \$.50/lb. check/debit. Bring your own containers
- B. Coal for sale \$18 per approximate 50 lb. bag. Missouri School of Blacksmithing  
Matthew Burnett 816-575-2798, 3100 NW Winchester Rd., Cameron, MO. 64649

## BAM COAL

1. Mike Lanham (636) 614-5095  
2230 St. Paul Rd.  
St. Paul MO 63366  
After 5:00 pm M-F call for week-ends and before you come. You can text also.
2. Bob Alexander (314) 708-0469  
14009 Hardin Rd.  
DeSoto, MO 63020
3. Doug Clemons (660) 631-1257  
29377 Durango Ave.  
Malta Bend, MO 65339
4. Bryan Lillibridge (816) 516-9331  
1545 NW 300  
Urich, MO 64788
5. Bill George (660) 247-0426  
19133 LIV 355  
Chillicothe, MO 64601
6. Matthias Penn, (417) 543-2148  
Rt 1 Box 479, Ava, Mo. 65608  
tytheblacksmith@yahoo.com
7. Travis Dailey  
28933 BCR 352  
Marble Hill, Mo. 63764  
573-225-1614  
travisgd@gmail.com
8. Troy Albrecht  
2025 Hwy 52 Tuscumbia, Mo. 65082  
573-480-5682 troy.dtv@gmail.com

# BAM Tailgate

## Buy, Sell, Trade

### Individual Classified ads:

### Commercial / Resource ads:

**Roller Blade Treadle Hammers** (Clay Spencer design) for Sale or Workshops led to build hammers. Bob Alexander, e-mail to [scruboak4@netzero.com](mailto:scruboak4@netzero.com), or call 314-708-0469.

**Tire Hammer Plans** by Clay Spencer  
Send Paypal for \$30 to [clay@tirehammer.com](mailto:clay@tirehammer.com) Or check/money order to 73 Penniston Pvt. Dr. Somerville AL 35670. I can mail a copy or email PDFs.

**Beverly Shear Blades Sharpened.** Remove blades and mail to Scott Kretschmer  
196 Mule Deer Drive, Loveland, CO 80537. Include check for \$50 + \$10 shipping.  
Deep scratches and wrong sharpening may cost extra.  
[scott@kretschmershops.com](mailto:scott@kretschmershops.com), 970-567-2609

### Information / Education:

**Blacksmith's Journal**, New Improved and Revised!  
All issues are organized by projects. Available in Digital Form or Hard Copies. Blacksmith Shop-Equipment-Tools-Techniques-Exterior Ironwork-Hand Tools-Hardware for the Fireplace-Hardware Vol. 1&2-Interior Ironwork-Lighting-Ornament-Railings  
[www.blacksmithsjournal.com](http://www.blacksmithsjournal.com)

**Classes offered**, The Ornamental Iron Shop  
Contact the instructor to register and customize your class. John D. Thompson – Metalsmith  
3923 Hwy 25; Hodges, SC 29653 864-374-3933

**Classes** at Pieh Tool Company, Inc. - Camp Verde, AZ Call for more information and to enroll:  
(928) 554-0700 or (888) 743-4866.  
[www.piehtoolco.com](http://www.piehtoolco.com).

**David Norrie blacksmithing school** in Colorado  
David Norrie 970-215-4666 [www.davidnorrie.com](http://www.davidnorrie.com)  
[www.forgewithintention.com](http://www.forgewithintention.com)

**Power Hammer page** I've taken some time to collect and post old info, catalogs and brochures on power hammers. : <http://www.newenglandblacksmiths.org>

**Rochester Arc & Flame Center!** Featuring Blacksmithing, Welding & Glass Blowing, over 30 classes available for all levels of interest, [www.rocafc.com](http://www.rocafc.com) 585-349-7110

**John C. Campbell Folk School**, The Folk School offers a wide variety of weeklong and weekend classes for those looking to strengthen their skills or try their hand at something new. Some online classes available. Info at [www.folkschool.org](http://www.folkschool.org)

### Products:

**Blacksmith Supply**  
Wide variety of Blacksmithing tools, equipment and supplies. Tom Tongs, Smithin Magician, Anvils, Forges, Fly Presses, Hammers, Punches, and more.  
Website: [www.blacksmithsupply.com](http://www.blacksmithsupply.com)  
Phone: 1-804-530-0290  
PO. Box3766 Chester, VA 23831

**Little Giant**  
**Genuine Little Giant parts for your Little Giant Power Hammer.**  
Owners: Doug Klaus And David Sloan  
Website: [littlegianthammer.com](http://littlegianthammer.com)  
Phone: 402-873-6603  
Email: [contact@littlegianthammer.com](mailto:contact@littlegianthammer.com)  
US mail: 48182 SW 32nd Rd. Odell, NE 68415

**Iron Dungeon Forge**  
Knife making supplies, Abrasives, Grinders. Forges, Heat Treat Ovens, Forge supplies, Huge selection of wood handle material. [www.irondungeonforge.com](http://www.irondungeonforge.com)

**Flat Die Power Hammer Tools Book**  
90 pages 300 Tools used on power hammers with flat dies by Clay Spencer.  
Order from Alabama Forge Council,  
Judd Clem, 111 Yorkshire Drive,  
Athens, AL 35613, [clem.judd@att.net](mailto:clem.judd@att.net) Master Card,  
Visa or check, \$30, mailed, \$40 overseas.

**Forge-Aprons** offers many different styles of leather blacksmith aprons; the Original bib, the Short bib, the Full-Cut bib which offers greater chest coverage, the Lap apron, three sizes of Kid's aprons, a Budget apron, a Women's cut, and Aussie Forge aprons.  
[www.Forge-Aprons.com](http://www.Forge-Aprons.com)

**Heavy-Duty Fry Pan Blanks** 9" diameter, tapered sides 12 or 13 gauge steel (approx. 2 pounds) no predrilled holes for the handle \$14.00 each..1-4, \$12.00 each.5-9, \$10.00 each...10+. Shipping: \$5.00 plus \$1.00 each frypan Bob Tuftee 563-349-3369 21718 277th Ave LeClaire, IA 52753

**Blacksmiths Depot**, 100 Daniel Ridge Road, Candler, NC 28715. (828) 667-8868 web site: [www.blacksmithsdepot.com](http://www.blacksmithsdepot.com). Offering a full line of blacksmithing equipment. We ship and accept Visa and Mastercard.

**L Brand is the Official Coke of the WCB and Kentucky Horseshoe School.** Now packaged in 50lb. bags on pallets  
Website: [www.BlackSmithCoke.com](http://www.BlackSmithCoke.com)  
Mobile: 678-360-3521  
email: [lbrandforgecoke@gmail.com](mailto:lbrandforgecoke@gmail.com)

**Chile Forge**- Next generation gas forges  
[www.chileforge.com](http://www.chileforge.com) David Starr 520-312-0000

**USA Dealer** for REFFLINGHAUS ANVILS, 77 to 1250 lb. European 2 horn with or without upsetting block & side shelf. Over 100 sizes and styles available. Guaranteed face @ HRC59  
Dick Nietfeld [www.blksmith.com](http://www.blksmith.com) Phone (308) 384 1088

### **Holland Anvil**

Anvils, Swage Blocks, and more.  
[www.hollandanvil.com](http://www.hollandanvil.com)

### **Atlas Knife & Tool**

Anvils, Forges, Supplies. <http://www.atlasknife.com>

### **Wanted:**

**Blacksmith business cards.** I would like to put together a collage of Blacksmith business cards. Bring them to a meeting or mail them to me. Bruce Herzog 2212 Aileswick St. Louis, MO 63129

**Around the Anvil** BAM has its very own E-Mail news group. If you would like to participate there is a sign up link on the [bamsite.org](http://bamsite.org) website. Click and join.

Ad Policy: Blacksmith related ads are free to BAM members. Personal ads will run for two issues. Resource ads are ongoing at my discretion. Send to [BAMeditor2015@gmail.com](mailto:BAMeditor2015@gmail.com), or call 816-769-5788

## **Other Events of Great Interest**

Judy Berger Memorial Hammer-In  
October 11 - 13th 2024

Blue Moon Farm and Forge  
5023 Blue Moon Road  
Huntingdon, Pennsylvania 16652

### **Demonstrators**

Tom Latane  
Tal Harris  
Peter Ross  
Ken Schwarz  
Kirk Sullens  
Mindy and Mark Gardner  
Allen Kress and Clay Spencer?

Go to [bluemoonpress.org](http://bluemoonpress.org) for more info.



**BLACKSMITH ASSOCIATION OF MISSOURI**  
1774 ROTH HILL DR.  
MARYLAND HEIGHTS MO. 63043-2940

Please send changes to Jeremie Howell 11 West 10th. Street Carrollton, Mo. 64633

## **Next Meeting: August 24th, 2024**

Willy and Tami Bagley

9940 Rd. 2302, Chillicothe, Mo. 64601 Lunch Available. Bring Chairs.

Trade Item: Branding Iron

