

# RAM

May/June 2023



May/June 2023  
Volume 40 No 3

# Blacksmith Association of Missouri

## Table of Contents

BAM / ABANA application	3
Presidential Address	5
Editor Notes	5
June 24th. Meeting Minutes	6
Iron in the Hat	7
Christin Parker Meeting Demo	8
Bryan Parker Meeting Demo	9
Don Anders Meeting Demo	11
June Meeting Trade Items	12
Bear Trap	14
Conference Gallery Photos	16
Black Jack Gate project	20
Tuition Assistance Guidelines	21
Tuition Assistance Application	22
Blacksmithing Schools	23
Upcoming Events	24
Coal Map	25
Tailgate	26
Backpage	28



**Longtime BAM member Jerry Hoffmann passed away June 28, 2023. Jerry was very instrumental in the success of BAM in its early years. He was a frequent demonstrator, hosted meetings, and was responsible for many of the illustrations in the BAM newsletter, including the popular "Grubby Little Blacksmith" cartoons. Jerry also designed the BAM logo. He published the Blacksmiths Journal for many years that is still a valuable resource for blacksmiths. This is the link to his obituary that lists many of Jerry's other accomplishments. [www.miller.wolfefuneralhomes.net/obituary/Gerald-Hoffmann](http://www.miller.wolfefuneralhomes.net/obituary/Gerald-Hoffmann)**

**He was truly a man of many talents. Rest in Peace Jerry. The blacksmith community will miss you.**

BT

### Editor

Mike McLaughlin

### Contributing Writers

Santo Giuffrida  
Chris Bopp  
Walt Hull  
Bernie Tappel

### Contributing Photos

Mike McLaughlin  
John Sherwood  
Oscar Wheeler  
Bruce Herzog  
Michael Gorzel  
Seth Lancaster

### President's Message

Santo Giuffrida

### Mailing Labels

Bart White

The Newsletter of the Blacksmiths Association of Missouri is published six times a year and is mailed to members of BAM. Editorial inquiries should be addressed to: Mike McLaughlin, 122 Milwaukee Ave., Lawson, Mo.64062 816-769-5788 or send an email to: bameditor2015@gmail.com

The annual fee for regular membership is \$30/year; a portion of this amount is for a subscription to this newsletter for one year. BAM membership inquiries should be addressed to: Bart White 802 Maple Lane Macon Mo. 63552 bwhite10000@hotmail.com 636-226-8155

Occasionally some material will be copyrighted and may not be reproduced without written consent by the author. BAM welcomes the use of any other material printed in this newsletter provided the author and this organization are given credit.

## Membership Application

Name: \_\_\_\_\_

Address: \_\_\_\_\_

City: \_\_\_\_\_

State: \_\_\_\_\_

Zip: \_\_\_\_\_

Phone: ( ) \_\_\_\_\_

E-mail: \_\_\_\_\_

New Member  Renewal  ABANA member  
\$30 per year

Are you interested in taking a class?

How did you learn about BAM?  
\_\_\_\_\_  
\_\_\_\_\_

Memberships are for one year from receipt of dues. Dues are \$30, which includes a subscription to the bimonthly BAM newsletter. Please make checks payable to Blacksmith Association of Missouri

### ABANA Membership Application

Primary ABANA Charter Affiliation: \_\_\_\_\_

Name: \_\_\_\_\_

Address: \_\_\_\_\_

City: \_\_\_\_\_ State: \_\_\_\_\_

Phone: ( ) \_\_\_\_\_ Zip: \_\_\_\_\_

E-Mail: \_\_\_\_\_

New Member  Renewing Member

*Includes a Subscriptions to the Anvil's Ring and The Hammers' Blow magazines*

**Membership: Renewal**  **New Membership**  *For Annual Membership-Renewal Date in One Year*

Digital \$55 / yr.  Available world-wide, including North America. Publications will be sent digitally to the member's e-mail address on file. No print copies will be mailed.

Print \$65/ yr.  Available in North America only (USA-Canada-Mexico). Publications will be mailed.

**Membership includes FREE placement in a searchable 'Find a Blacksmith' database to connect to opportunities.**

Check here to be included in the searchable on-line 'Find a Blacksmith Directory'



## Presidents Letter

I hope everyone is enjoying summer. Our June Meeting was very much like a summer picnic in the park. We were in a large scenic picnic pavilion in Onondaga State Park. I would like to thank Christin Parker, Bryan Parker and Don Anders for demonstrating in the heat and doing a good job at it. While trade item for the meeting was specific, there was a lot of imagination and ingenuity applied. I have to keep checking the neat one I received to make sure it is where I left it (To understand that last comment, you need to check out the trade item photos). Also be sure to check out the demonstration articles, photos and meeting minutes contained in the newsletter.



For those wanting more information from the recent conference, the editor has provided some additional pictures. He could not fit all of them in the last issue. Even though the conference is over, there is a lot to look forward to. Make sure and checkout the updates to upcoming events.

Whether the conference, meeting or special event. It is always good to get together to discuss blacksmithing and renew friendships. We have a great group of folks and proud to be a part of it.

Remember to keep the rust off the anvil by using it.

Santo

### Editor Notes:

I am changing my phone # the new one is 816-769-5788. The old one will be still be active for a few months. Please leave a message.

Thanks everybody for providing the great content for the newsletter.

Don't forget there is always a bunch of pics in the BAM Gallery. Link on the website or through facebook.

After I press the send button on this issue it is back out to the shop. I have moved everything around and it is a mess. I made a new base for and am repouring the bearings in my 50lb. Little giant. I also moved my treadle Hammer and 25lb. Little Giant. I have to get everything bolted to the floor. Then starts the flat surface maintenance.

Mike M.

## June 24, 2023 - BAM Meeting Minutes

The meeting was held at the Picnic Shelter at Onondaga Cave State Park in Leesburg, MO. The facilities were great, it was a beautiful sunny day and we had good turnout.

Santo thanked the demonstrators for their effort.

Bart White gave the membership report. As of May, we have eight new members for a total membership of 582. Bart asked the new members to stand so they could be recognized.

Chris Miller gave the Treasurer's report. BAM finances are in good shape. The BAM Conference is generally our biggest income producer and brought in substantially more than in recent previous years. This year we charged a Conference registration fee which we did not do last year, and the auction proceeds were greater than in recent years. Those two items accounted for much of the increased revenue. While we were on the topic of the Conference, Santo recognized Ashley Farnsworth for the great job he did as this year's Conference Chair.

Santo mentioned that there is an article coming out in the Rural Missouri magazine about Anthony "Tony" Martin, who is a BAM member. Tony took part in the *Traditional Arts Apprenticeship Program* and he will be spending 14 days doing demonstrations at the Smithsonian's 2023 Folk Festival on the National Mall in Washington, DC. Tony is a gig maker who apprenticed under Ray Jo Hastings (also a BAM member), and Ray Jo apprenticed under Tony's grandfather as a gig maker many decades ago. Another BAM member who was present at the meeting – Pat McCarty was also featured in Rural Missouri magazine recently.

Don Anders gave the MTS report. We have the opportunity to have a two-day (ABANA) NC course at Conference this coming year which would be on Wednesday and Thursday. Don said he is looking for input from BAM members to gauge interest both in how many are interested in taking the course, and also whether there's more interest in the NC Level 1 or Level 2 course. Don will pose the question on BAM's Around the Anvil email forum.

Santo mentioned that BAM member Jeff Collins hopes to take over as our new webmaster in July. Also, BAM has updated our annual registration with the Missouri Secretary of State for 2023. The registration costs \$10 and indicates who the officers are. Additionally, Santo formally noted that the three traditional hammer-ins, Bernie Tappel's "Retired guys and anyone who wants to take a vacation day hammer-in", Ken Jansen's "Black Friday hammer-in", and Pat McCarty's "Headache hammer-in" have again been sanctioned by BAM. Thanks to those members for sponsoring the events! See the bamsite.org calendar for more info.

Santo covered the upcoming events list. July 27<sup>th</sup> is Bernie's hammer-in, the July-August BAM meeting will be August 26<sup>th</sup> at Willy and Tammy Bagley's in Chillicothe, MO. Trade item is something riveted or other joinery. The September-October will be at John Murry's, the trade item will be "anything with a dragon". John was present and indicated that he would like to especially encourage attendance of the "old-time" BAM members to attend so they could have an opportunity to get together again. The November-December meeting will be the BAM 40<sup>th</sup> anniversary meeting and will be held at Appleton, MO on November 11<sup>th</sup>. The trade item will be anything made from a piece of 6" long X ¾" square bar. We will have a cake to mark the occasion.



If you would like to attend the BAM booth at the State Fair in Sedalia, MO, which runs August 10<sup>th</sup> thru the 20<sup>th</sup>, contact Hollis Harbit our State Fair Coordinator. A limited number of free admission and parking passes are available to those helping to man our booth. Anvils, forges and coal are provided by BAM and you can sell your wares if you like.

Karen Bouckaert reported that she acquired several new books at conference for our library collection and also that we now have a whole new set of Jerry Hoffman's *new 12 volume release* based on the old Blacksmith Journal. Karen presented one of the new "Banging out the Hits" 40<sup>th</sup> anniversary tee shirts to Bernie Tappel who came up with the slogan. The shirts will be available soon.

Meeting adjourned!





## June 24th. 2023 BAM Meeting Iron-In-The -Hat

Donated By	Won by	Item
Karen Bouckaert	Hollis Harbit	Plastic Buckets
Hollis Harbit	Kurt Knickmeyer	Iron Blade
Karen Bouckaert	Christen Parker	Coffee Mugs
Ken Jansen	?	Stabilized Walnut
BAM Conference	David Rosemann	Jack Hammer Bit
BAM Conference	Jon McCarty	Misc. Coil Springs & Ammo Box
Rick Mathena	Patti Tappel	Excavator Bit
Randy Carrier	Dan Wedemeyer	File Knife
Dan Wedemeyer	Kurt Knickmeyer	Leaf Spring
BAM Conference	Paul Talaski	Bucket of Miscellaneous Metal
John Huff	Ken Jansen	Horse Shoes
Christen Parker	John Sherwood	Demo pieces – Hooks
Brandon Crawford	Chris Bopp	M2 Steel Blade
Don Anders	Pat McCarty	Files
Ashley Farnsworth	Denny Quinn	Electric Hand Drill
John Huff	Christin Parker	Horseshoes
Chris Bopp	Ashley Farnsworth	Belt Sander Fixer-Upper Kit
Brian Parker	Hollis Harbit	Sanding Belts
Bob Fleming	Dan Wedemeyer	52100 roller bearings, D3 Shredder Blades
John Sherwood	Lori McCarthy	Metal 5gal bucket
John Sherwood	Michael Gorzel	Metal 5gal bucket
Brian Parker	Karen Bouckaert	Eye Punch used for Demo
Bad Dog Tools	Christin Parker	Lg. Bad Dog t-shirt & Doo Rag
Brian Parker	John Sherwood	Wizard Bottle Opener – Demo piece

**Christin Parker Horseshoe hook** Written by: The Bald Guy Pics: John Sherwood, Mike M. Christin found a bucket of used horseshoes in her grandfather's barn and decided to make hooks with them.

First, she clamps the shoe in the vise and uses a cold chisel to cut off the nails.(1) Heat the shoe and using a square punch open a couple of the nail holes to have a place to attach it to the wall.(2) Heat the shoe again and clamp in the vise and bend 90 degrees.(3) Use tongs to straighten it out if needed.(4) Use the anvil to straighten out and flatten the legs of the hook.(5) Wire brush and wax to finish.(6)




Some tools from Bryan Parker Demo



Hot cut, Eye Socket punch, Eye Punch, Curved Hot cut



Punch Practice Totem



Radiused Butcher type tool, Slot Punch, Eye Socket Punch



Tool to give three points of contact in a vise. 1/2" rounds welded to a piece of angle iron.




## Bryan Parker Wizard head bottle opener

Written by Mike M. Pics John Sherwood, Bruce Herzog, Mike M.


Bryan's demo is part of the path that he has taken to get to where he is. His bottle opener is from Mark Aspery's Book, *The Skills of a Blacksmith Volume One*. The book starts you out making tools and then has projects to use them on. Bryan explained how he made the punches and tools as he was using them.

Bryan used ½" square. Start by drawing out and tapering the end. Don't forget square, octagon, round. It will end up about 3.5 - 4" long. Using a sharp hot chisel, chisel in the lines that make the star pattern on the hat.(1,2)




Next use a punch to create the depressions that create the nose. You will be pushing a little material out the sides and leaving a lump that will be the nose. He made about 4 of these punches until he had one that he liked.(3)

The next step is to create a depression right below the eye sockets to make the nose stand proud. Mark's method is to lay it face down on the far edge of the anvil and drive it into the anvil to create this depression. Bryan made a butcher type punch that would mimic the edge of the anvil. You use it with the face up. You can see exactly where you are putting this depression. I really like this idea. Bryan said that he would usually smash the nose because you can't see exactly where it is.(4) Then he used a set hammer to flatten the area out where the beard would be.(5)



Punch the eye sockets again if necessary. Use an eye punch to put in the eyes.(6,7)




Heat up below the nose. Using the horn of the anvil lay it face down and forge it down to where it is about ½ the thickness of the bar about .25" The bar will get wider also. This is where you will punch for the bottle opener.

Using your slot punch lay the piece on the horn of the anvil and punch it from the back. Then flip it over and drive out the slug. If you are a little off center, it will be ok.(8,9) Drift the hole open enough to go over the horn of your anvil.(10)




Using a hot cut chisel, chisel in whiskers. Start below the nose and walk it around in a circular pattern.(1)




Bend the hat in the shape you want. Bryan does this while it is still attached to the bar. He bends it so he can still get a pair of tongs on it for the next operations.(2)

Cut it off from the parent bar using a curved hot cut chisel. Cut halfway through and finish from the backside. It leaves less unneeded material. You could use a straight chisel if you don't want to make a curved one.(3)



Shape the ring over the horn. Work out the thick sections first if your punching wasn't in the middle. You want the inside diameter about 1" in diameter.(4,5)

Use a ball nosed punch to push out the material that will pop the bottle cap off.(6,7) Bend the ring up a bit and make it into an oval.(8,9) Wire brush and apply your favorite finish.



Bryan gave a lot of information that I am not able to include. (Just not enough space) The Chisels and techniques are all covered in Mark Aspery's Book.





## Don Anders Chain Making Tongs


Written By: Mike M. Pics: John Sherwood, Mike M.

Don Used about 10" of 1/2" round. Lay about 2" on the near edge of the anvil and flatten out making it tapered a bit at the end. It should be about half the thickness of the bar.(1) Heat again and turn it 90 degrees, lay it on the far edge of the anvil at a 45 degree angle and set down the area that will be the boss for the rivet. Spread it as wide as you can.(2) Heat again and go to the far edge of the anvil with the inside of the jaw facing up. Using half faced blows set down what will be the beginning of the reigns and the end of the boss.(3) Draw out the reigns. Bryans forge wasn't getting a real good heat, so these were going to be rustic. Do the same for the other half.




Punch the hole for the rivet.(4)

Heat the jaw and with it face up on the anvil use a rounded fuller punch to fuller down the center.(5) Then drive a 3/8" bar down the center.(6) This will create the area that will hold your round bar from the end.



Heat the jaw end. Put about 3/4 to 1" past the edge of the anvil and bend it down.(7) Use scroll tongs to bend it back to create what will hold a link of chain on the round.(8,9)

Assemble and adjust as needed.



June 24th. Meeting Trade Items- Container with lid

Photos: Bruce Herzog



Carl Buck to Pat McCarty



John Sherwood to Kurt Knickmeyer



Kurt Knickmeyer to John Sherwood



Randy Carrier to Hollis Harbit



Ken Jansen to Jon McCarty



Pat McCarty to Santo Giuffrida





Jon McCarty to Daniel Wedemeyer



Dan Wedemeyer to Chris Miller



Santo Giufreda to Ken Jansen



Chris Miller to Dan Wedemeyer



Hollis Harbit to Carl Buck



Daniel Wedemeyer to Randy Carrier

**Bear Trap** Pics: Mike M. John Sherwood

The project at Steve McCarthy's was replicating as best as we could an Oneida Newhouse #15 Bear Trap. The catch and challenge was we were to make as much as we could out of wrought iron. The team consisted of Steve, Lori, and Aaron McCarthy, Bernie and Patti Tappel, Ken Jansen, John and Eileen Sherwood and me. I did not get a lot of really good photos. I was actually working. A lot of good food was eaten too. Catfish, Brisket, salads and desserts.

The Springs were made from leaf springs. The teeth for the jaws, rivets, and nuts were mild steel. The trigger bar was spring steel also. Everything else was wrought. The wrought had to be resized to make all of the pieces. But that is what we do. Bernie Tappel spent a lot of time resizing the springs. They were .25" thick and needed to be .200" and 27" long with taper and enough material on the ends to punch the holes.

Chain was made, holes were punched and drilled, tools were made to be able to do what we did and we learned a lot. It took a day and a half and we finally got it together to test before midnight on Saturday. We weren't sure we would get it done, but we finally got it together.

Steve soaked it a mild muratic acid solution for a few days and reshaped and adjusted the springs so it would snap better. It was then coated in Fluid Film. He brought it to the June BAM meeting and just could not resist setting it off a few times. The acid bath really brought out the grain. My pics don't show it very well, but you will be able to see it at an upcoming meeting or the conference.



The original 1800's Oneida Newhouse #15



Parts



Jaws



Steve and John testing the punch size for the springs.



John making chain.



Steve making something.



Ken making chain. He also made a lot of the tools necessary.





Bernie putting the offset in the jaws. The bars were welded together on the ends and shaped and bent at the same time.



Ken making something.



Ken attaching the large ring to the chain.



The Crew.



Old one on the left reproduction on the right. We ended up a little bigger.



After the acid bath and coating with Fluid Film



Brandon Crawford just happened to have some C-clamps so it had to be tried out at the June meeting





**BAM Conference 2023 Gallery.** Photos Bruce Herzog  
I did not have the names of a couple photos. They have a "?".  
Thanks for your submissions.



Bob Brown. Peoples Choice Award winner



Chris Miller



Vernon Grashorn



Steve McCarthy



Melanie Melton Knocke



Chris Bopp



Brandon Crawford



Nick Rossi



??



Chelsea Brimer



Joseph Papin



William Orscheln



Rick Meyer





Michael J. Glisson



Glenn Horr



Oscar Wheeler



Jeremie Howell



Burton Mannell



Mark Lawson



Fred Arnhold



Michael J. Glisson



??



Ken Jansen



Tony Brooks Last Anvil



John Sherwood



Vernon Grashorn



Bob Alexander



Walt Hull



John Murray



Pat McCarty BAM Box #71



Denny Quinn



Jon McCarty



Pat McCarty




Bob Stormer



John Musick





Mark Yoder



Made by John Dilsaver.  
Shown by Chris Miller



Terry and Ada Credeur



Lin Rhea Knife donated to auction  
by Sid Suedmeier



John Musick



Knives by Sid Suedmeier



Jim Ratliff

## The Ribbon is Cut

The Black Jack Gates are at last built, finished, installed, and acknowledged. The ribbon was officially cut at a Chamber of Commerce event on a lovely second day of June, the anniversary of the battle, and that day there was also a dawn tour of the battlefield. On the next day, June 3, there were two reenactments of the battle, Thanks to Oscar Wheeler for the attached photo of the ribbon cutting, showing, left to right, Emery Compton (interim Executive Director of the Battlefield Trust), Kate Dinneen, Walt Hull, and Trust board member and John Brown reenactor Kerry Altenbernd. For more information and photos see the Battlefield website <https://www.blackjackbattlefield.org/>

It would be impossible to acknowledge all the people responsible for this project, but I'm going to name a few who come to mind and who might not have got any attention along the way. Karl Gridley, a one-time board member, is probably responsible for the whole thing. Bob Evans, of Shaped Steel in Liberty Mo. provided the material and the use of his shop, Seth Lancaster traveled through the area expecting to see the gates and didn't and rattled our collective chain. BAM made its conference available to the project and got all those leaves made. Kraft Tool in Shawnee, KS gave the use of an industrial forge shop, Emery Compton and Johnathan Hart of the Battlefield Trust smoothed the way at their end. Untold people along the way donated funds and labor.

Anyone interested who hasn't been following our progress can find the running account in the BAM newsletter, almost every issue starting March-April 2022.

As a postscript, Seth Lancaster came through again and took photos, some of which are attached. Walt H.

(pics: Seth Lancaster and Oscar Wheeler)





---

## Tuition Assistance Program Guidelines

Effective Date: 1, 2022

### Purpose

The purpose of this document is to establish a guideline for the Tuition Assistance Program (T.A.P.) of the Blacksmith Association of Missouri (B.A.M.).

### Scope

This procedure is to be followed by all members and T.A.P. committee for the process of applying and reviewing applications for this program.

- 1: The T.A.P is for non-B.A.M. classes.
- 2: The applicant must be a B.A.M. member in good standing for two years prior to applying.
- 3: The Program is to be capped at a maximum of \$1,000 dollars per application.
- 4: The program is to provide assistance for tuition and travel expense (e.g. gas, lodging, and materials).
- 5: Once assistance is granted, there is a waiting period of two years before the applicant can be eligible for another T.A.P.
- 6: Maximum of two T.A.P. applications per year provided funds are available from the B.A.M. treasury.
- 7: It is the treasurer's responsibility to determine if B.A.M. is in a financial position to provide T.A.P.
- 8: If T.A.P. funds are not awarded in the calendar year they are "lost", there is no accumulation of T.A.P. available from year-to-year.
- 9: If the treasurer determines that B.A.M.'s finances would be detrimentally affected by issuing T.A.P. then no funds would be available for that year.
- 10: T.A.P. is to provide assistance to attend hands-on classes at an established teaching facility, or one-on-one instruction at another smith's shop.
- 11: T.A.P. approval is up to the discretion of the T.A.P. committee.
- 12: The T.A.P. committee has the power to revise this guideline at any time and submit to B.A.M. officers for approval.
- 13: The T.A.P. guideline shall be reviewed every five years and reapproved by the B.A.M. officers.
- 14: B.A.M. members using T.A.P. funding are required to submit an article about the education experience attended with appropriate notes and diagrams of the items made or techniques learned in the class to the Tuition Assistance Committee to be reviewed and published in the B.A.M. newsletter no later than 3 months after attending the class.
- 15: B.A.M. members using T.A.P. funding will present a demonstration of the newly learned skills at a B.A.M. meeting or complete a video to be placed in the B.A.M. library within 1 year of the class.
- 16: One third of the total assistance amount will be awarded before the class, one third on submission of the article to the Tuition Assistance Committee, and one third after presenting the demonstration or video at a B.A.M. event.

## Tuition Assistance Application

Name:

Address:

Phone & Email:

What class or workshop do you wish to attend?

Where:

What is the Cost?

Tuition:

Travel:

Lodging:

Materials / supplies:

Briefly, describe how attending the particular class / workshop will advance your Blacksmithing skills and be helpful in promoting the craft of Blacksmithing. Identify the specific skills you expect to learn during this learning experience. (Additional pages if necessary).

I understand that as a requirement of receiving this assistance, I will be required to submit an article about the education experience attended with appropriate notes and diagrams of the items made or techniques learned in the class to the Tuition Assistance Committee to be reviewed and published in the BAM newsletter no later than 3 months after attending the class.

I will present a demonstration of the newly learned skills at a BAM meeting or complete a video to be placed in the BAM library within 1 year of the class.

One third of the total assistance amount will be awarded before the class, one third on submission of the article to the Tuition Assistance Committee, and one third after presenting the demonstration or video at a BAM event.

I understand that I am responsible for payment to the school or workshop.

The assistance is a reimbursement of the approved costs listed above of up to 1000 dollars.

Send tuition assistance applications to: Orry Harbit 217 Phelps Street Windsor, Mo. 65360. 660-287-5917

Signature:

Date:

## Missouri Based Schools

**Beginner & Intermediate classes** are being held at Mueller Industries (via Craft Central), 12951 Maurer Industrial Drive, St. Louis, MO 63127

To see class listings or to register for classes, visit our website, [craftstl.com](http://craftstl.com)

For more information call 314-842-0796 or email; [Brendan@muellerstl.com](mailto:Brendan@muellerstl.com)

**Matthias Penn** is offering introductory & beginning blacksmith classes. 417-543-2148  
[Tytheblacksmith@yahoo.com](mailto:Tytheblacksmith@yahoo.com) Ava Mo.

**Tong Making Class**-Weekend Course, 4 people per class - \$125 per person. Contact: Charles Comstock, Rt.1 Box 20, Deerfield, MO. 64741 (417) 927-3499, or (417)-321-2286 cell

**Oldschoolcrafts** Blacksmith School, Joe Davis 12625 Lawrence 1175, Mt Vernon, MO 65712 phone 417-461-0387 on the web [www.oldschoolcrafts.org](http://www.oldschoolcrafts.org) E-Mail [oldschoolcrafts@hotmail.com](mailto:oldschoolcrafts@hotmail.com)

**Classes Offered, The Farrier's Wife Blacksmith Shop.** 17332 EE Hwy. Ste. Genevieve, Mo. 63670  
Lisa Thompson 573-984-9013 See on Facebook.  
Email: [thefarrierswifeblacksmithshop@gmail.com](mailto:thefarrierswifeblacksmithshop@gmail.com)

**Missouri School of Blacksmithing.** Class prices, descriptions, prerequisites, and skill levels are in the catalog. Give us a call for more information, or to receive a catalog.

Matthew Burnett 3100 NW Winchester Road Cameron, Mo. 64429 816-575-2798 [mo-schools.com](http://mo-schools.com)



# ABANA

**JOIN AND YOU COULD WIN!**

Visit [abana.org](http://abana.org) to join.



### Easy to Enter

List the name of your local affiliate when you join ABANA or renew an ABANA membership and both YOU and the AFFILIATE ORGANIZATION will be entered into a drawing.



### Prizes

If we draw your name, you will win a 1-year membership to your local affiliate, paid by ABANA. Your affiliate will win \$100 from ABANA.



### Terms

This promotion is valid Nov. 2022 to Oct. 31, 2023. Drawings will occur Feb., May, Aug., Dec. 2023 for a total of 4 drawings.

**QUESTIONS?** [socialmedia@abana.org](mailto:socialmedia@abana.org)



# Upcoming EVENTS

July 27th. Old Retired Guys and Anyone Who Wants to Take a Vacation Day Hammer In. Bernie and Patti Tappel hosts. 204 Hidden Valley Rd. Jefferson City, Mo. 65101 8:00am. To 4:30pm. Bring a chair. You can bring a project to work on, or something to demonstrate if you can.

August 10th. - 20th. Missouri State Fair-Sign up to volunteer at the State Fair. Free tickets and parking. Anvils and coal forges provided. Bring a project or two. Contact Hollis Harbit to sign up.

August 26th, 2023 - Meeting- Tami and Willey Bagley 9940 Rd. 2302, Chillicothe, Mo. 64601 Lunch Available. Trade Item: Something with a rivet or joinery.

October 14th, 2023 - Meeting- John Murray 2018 Oberhelman Rd, Foristell, Mo. 63348 Bring Chairs. Lunch Available. Trade item: The trade item will be something with a Dragon image. (ie: sculpture, dragon head added to a handle, hook, etc). \*\*\*\* John has requested that as many "Oldtimers" that can make it please come to this one.\*\*\*\* Roasting a Whole Hog.

November 11th. 2023-Meeting- Green Welding and Sales 1464 SE County Rd. 15305, Appleton City, Mo. 64724 Lunch TBD Trade Item: 3/4" square by 6" challenge. Make anything you wish out of this material.

February 10th, 2023 - Meeting - Dale Kirby / Skullsplitter Spirits 9603 Hwy B Higbee, Mo.65257 Lunch Available. Trade Item: TBD

May 2nd - 5th, 2024 32nd. Annual Ozark Conference Sedalia Mo. Watch for updates.

June 1st - 2nd Power Hammer Seminar with Nathan Robertson. Teaching us to how get the most from our power hammer or treadle hammer using tooling on flat dies. There will be no charge for the seminar, but you must be a BAM member for insurance reasons. At Steve McCarthy's shop Houston, Mo. More information to follow later.

June 6-9th. 2024 ABANA 50-Year Anniversary Johnstown, Pa.

Meetings start at about 8:30am. and go to about 2pm. Demo until noon. Lunch, then business meeting.



# Coal Stations

## Coal Captain: Mike Lanham

### Price per bag:

BAM Members \$18.00

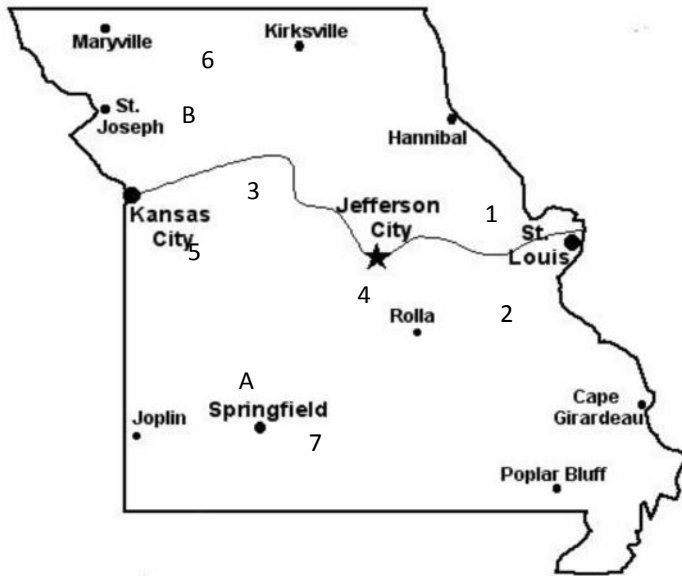
Non Members \$23.00

Member's pickup at Mike Lanham's- \$16.00

Non-Members pickup at Mike Lanham's \$21.00

Coal keepers earn \$5.00 per bag

Bags are approximately 50lbs. each



## BAM COAL

1. Mike Lanham (636) 614-5095  
2230 St. Paul Rd.  
St. Paul MO 63366  
After 5:00 pm M-F call for week-ends and before you come. You can text also.
2. Bob Alexander (314) 708-0469  
14009 Hardin Rd.  
DeSoto, MO 63020
3. Doug Clemons (660) 631-1257  
29377 Durango Ave.  
Malta Bend, MO 65339
4. Bernie Tappel (573) 496-3793  
204 Hidden Valley Road  
Jefferson City, MO 65101
5. Bryan Lillibrige (816) 516-9331  
1545 NW 300  
Urich, MO 64788
6. Bill George (660) 247-0426  
19133 LIV 355  
Chillicothe, MO 64601
7. Matthias Penn, (417) 543-2148  
Rt 1 Box 479, Ava, Mo. 65608  
tytheblacksmith@yahoo.com

A few notes on our coal:

1) Not all coal is created equal. The coal we buy is from the West Virginia to Pennsylvania vein and is a high metallurgy grade unlike coal from other areas.

2) Raw coal from the bagging company is stored outside which allows it to get rained on, (rain is water which weighs 8.4 pounds to the gallon). If the coal is bagged wet and then dries out the weight will change.

3) The coal fines which when mixed with water to form a paste burns along with the chunks of coal but during shipping and handling may sift out of the bags causing a weight loss.

So, the bottom line to all of this is we are selling coal in approximately 50 pound bags.

## Non BAM Coal

- A. Tim Johnson @ Advanced Welding, Springfield, MO. 417-886-8032 - Pocahontas Coal \$.40/lb. cash, \$.50/lb. check/debit. Bring your own containers
- B. Coal for sale \$18 per approximate 50 lb. bag. Missouri School of Blacksmithing  
Matthew Burnett 816-575-2798, 3100 NW Winchester Rd., Cameron, MO. 64649

# BAM Tailgate

## Buy, Sell, Trade

### Individual Classified ads:

### Commercial / Resource ads:

**Roller Blade Treadle Hammers** (Clay Spencer design) for Sale or Workshops led to build hammers. Bob Alexander, e-mail to [scruboak4@netzero.com](mailto:scruboak4@netzero.com), or call 314-708-0469.

**Tire Hammer Plans** by Clay Spencer  
Send Paypal for \$30 to [clay@tirehammer.com](mailto:clay@tirehammer.com) Or check/money order to 73 Penniston Pvt. Dr. Somerville AL 35670. I can mail a copy or email PDFs.

**Beverly Shear Blades Sharpened.** Remove blades and mail to Scott Kretschmer  
196 Mule Deer Drive, Loveland, CO 80537. Include check for \$50 + \$10 shipping.  
Deep scratches and wrong sharpening may cost extra.  
[scott@kretschmershops.com](mailto:scott@kretschmershops.com), 970-567-2609

### Information / Education:

**Blacksmith's Journal**, Instructional back issues by Jerry Hoffman are available online at [www.blacksmithsjournal.com](http://www.blacksmithsjournal.com)

**Classes offered**, The Ornamental Iron Shop  
Contact the instructor to register and customize your class. John D. Thompson – Metalsmith  
3923 Hwy 25; Hodges, SC 29653 864-374-3933

**Classes** at Pieh Tool Company, Inc. - Camp Verde, AZ Call for more information and to enroll:  
(928) 554-0700 or (888) 743-4866.  
[www.piehtoolco.com](http://www.piehtoolco.com).

**David Norrie blacksmithing school** in Colorado  
David Norrie 970-215-4666 [www.davidnorrie.com](http://www.davidnorrie.com)  
[www.forgewithintention.com](http://www.forgewithintention.com)

### Power Hammer page

I've taken some time to collect and post old info, catalogs and brochures on power hammers. The link of our NEB web page to this information is: <http://www.newenglandblacksmiths.org>

**Rochester Arc & Flame Center!** Featuring Blacksmithing, Welding & Glass Blowing, over 30 classes available for all levels of interest, [www.rocafc.com](http://www.rocafc.com)  
585-349-7110

### Products:

#### Blacksmith Supply

Wide variety of Blacksmithing tools, equipment and supplies. Tom Tongs, Smithin Magician, Anvils, Forges, Fly Presses, Hammers, Punches, and more.  
Website: [www.blacksmithsupply.com](http://www.blacksmithsupply.com)  
Phone: 1-804-530-0290  
PO. Box3766 Chester, VA 23831

#### Little Giant

#### Genuine Little Giant parts for your Little Giant Power Hammer.

Owners: Doug Klaus And David Sloan  
Website: [littlegianthammer.com](http://littlegianthammer.com)  
Phone: 402-873-6603  
Email: [contact@littlegianthammer.com](mailto:contact@littlegianthammer.com)  
US mail: 48182 SW 32nd Rd. Odell, NE 68415

**Forge-Aprons** offers many different styles of leather blacksmith aprons; the Original bib, the Short bib, the Full-Cut bib which offers greater chest coverage, the Lap apron, three sizes of Kid's aprons, a Budget apron, a Women's cut, and Aussie Forge aprons.  
[www.Forge-Aprons.com](http://www.Forge-Aprons.com)

**Heavy-Duty Fry Pan Blanks** 9" diameter, tapered sides 12 or 13 gauge steel (approx.2 pounds) no predrilled holes for the handle \$14.00 each..1-4, \$12.00 each.5-9, \$10.00 each...10+. Shipping: \$5.00 plus\$1.00 each frypan Bob Tuftee 563-349-3369  
21718 277th Ave LeClaire, IA 52753

#### L Brand is the Official Coke of the WCB and Kentucky Horseshoe School.

Now packaged in 50lb. bags on pallets  
Website: [www.BlackSmithCoke.com](http://www.BlackSmithCoke.com)  
Mobile: 678-360-3521  
email: [lbrandforgecoke@gmail.com](mailto:lbrandforgecoke@gmail.com)

**Kayne and Son** Custom Hardware, 100 Daniel Ridge Road, Candler, NC 28715. (828) 667-8868 web site: [www.blacksmithsdepot.com](http://www.blacksmithsdepot.com).

Offering a full line of blacksmithing equipment. We ship and accept Visa and Mastercard.

**Chile Forge**- Next generation gas forges  
[www.chileforge.com](http://www.chileforge.com) David Starr 520-312-0000

**D.L. Schwartz Co.** Blacksmith and Farrier supplies.  
2188 S. US 27, Berne, IN. 46711, 1-800-955-3064

**USA Dealer** for REFFLINGHAUS ANVILS, 77 to 1250 lb. European 2 horn with or without upsetting block & side shelf. Over 100 sizes and styles available. Guaranteed face @ HRC59  
Dick Nietfeld [www.blksmith.com](http://www.blksmith.com) Phone (308) 384 1088

### Custom T-shirts

Contact Heather & Jon McCarty if you are wanting custom t-shirts with your logo. We are able to produce custom vinyl, screen-print, or sublimated products. Contact us at [hmcrafty@gmail.com](mailto:hmcrafty@gmail.com) or 636-359-1232. visit us on FaceBook at **Craf-Tee Creations**

### Holland Anvil

Anvils, Swage Blocks, and more.  
[www.hollandanvil.com](http://www.hollandanvil.com)

### Atlas Knife & Tool

Anvils, Forges, Supplies. <http://www.atlasknife.com>

### Wanted:

**Blacksmith business cards.** I would like to put together a collage of Blacksmith business cards. Bring them to a meeting or mail them to me. Bruce Herzog 2212 Aileswick St. Louis, MO 63129

### Demonstrator List

Fred Weisenborn has started a list of members available for demonstrations, fairs, historic events, and festivals, etc. 417-589-2497 e-mail: [jweisenb@llion.org](mailto:jweisenb@llion.org)

**Around the Anvil** BAM has its very own E-Mail news group. If you would like to participate there is a sign up link on the [bamsite.org](http://bamsite.org) or send an E-Mail to Terry Humphries at [thumphr@south40.org](mailto:thumphr@south40.org) and he will get you signed up.

Ad Policy: Blacksmith related ads are free to BAM members. Personal ads will run for two issues. Resource ads are ongoing at my discretion. Send to [BAMeditor2015@gmail.com](mailto:BAMeditor2015@gmail.com), or call 816-296-3935



**BAM**  
P.O. BOX 127  
DONIPHAN, MO. 63935

Please send changes to Chris Miller, P.O. BOX 127 Doniphan, MO 63935

## Next Meeting: August 26th, 2023

Hosted By: Willie and Tami Bagley

9940 Rd. 2302, Chillicothe, MO. 64601

Trade Item: Something with a rivet or joinery. Lunch Available.

