

RAM

March/April 2022



March/April 2022
Volume 39 No 2

Blacksmith Association of Missouri

Table of Contents

BAM / ABANA application	3
Presidential Address	5
April 6th. Meeting Minutes	6
John Kirby Demo Doniphan	7
Trade Items April Meeting	10
MTS News	12 & 13
April 29th. Meeting Minutes	14
Lin Rhea Demo	15
Kirk Sullens Demo	16
John Lovin Demo	17
Awards and Conference Overview	18
Family Classes	20
Blackjack Battlefield project	21
Tuition Assistance Application	22
Blacksmithing Schools	23
Upcoming Events	24
Coal Map	25
Tailgate	26
Backpage	28



Editor

Mike McLaughlin

Contributing Writers

Santo Giuffrida
Bob Stormer
Chris Bopp

Contributing Photos

Bob Stormer
Mike McLaughlin
Bruce Herzog
John Sherwood
Michael Gorzel

President's Message

Santo Giuffrida

Mailing Labels

Dennis Marshall

The Newsletter of the Blacksmiths Association of Missouri is published six times a year and is mailed to members of BAM.

Editorial inquiries should be addressed to: Mike McLaughlin, 122 Milwaukee Ave., Lawson, Mo. 64062
816-296-3935
or send an email to:
bameditor2015@gmail.com

The annual fee for regular membership is \$30/year; a portion of this amount is for a subscription to this newsletter for one year. BAM membership inquiries should be addressed to:
Dennis Marshall
13410 A Highway,
Liberty, MO 64068
busyman512@outlook.com
816-645-7237

Occasionally some material will be copyrighted and may not be reproduced without written consent by the author. BAM welcomes the use of any other material printed in this newsletter provided the author and this organization are given credit.

Membership Application

Name: _____

Address: _____

City: _____

State: _____ Zip: _____

Phone: () _____

E-mail: _____

New Member Renewal ABANA member
\$30 per year

Are you interested in taking a class?

How did you learn about BAM?

Memberships are for one year from receipt of dues. Dues are \$30, which includes a subscription to the bimonthly BAM newsletter. Please make checks payable to Blacksmith Association of Missouri

ABANA Membership Application

Primary ABANA Charter Affiliation: _____

Name: _____

Address: _____

City: _____ State: _____

Phone: () _____ Zip: _____

E-Mail: _____

New Member Renewing Member

Includes a Subscriptions to the Anvil's Ring and The Hammers' Blow magazines

Membership: Renewal **New Membership** *For Annual Membership-Renewal Date in One Year*

Digital \$55 / yr. Available world-wide, including North America. Publications will be sent digitally to the member's e-mail address on file. No print copies will be mailed.

Print \$65/ yr. Available in North America only (USA-Canada-Mexico). Publications will be mailed.

Membership includes FREE placement in a searchable 'Find a Blacksmith' database to connect to opportunities.

Check here to be included in the searchable on-line 'Find a Blacksmith Directory'

Send this form in an envelope with your payment to:

BAM
C/O Dennis Marshall
13410 A Highway
Liberty, MO 64068

I _____ hereby apply for membership in the
Artist-Blacksmith's Association of North America and enclose
\$ _____

MasterCard Visa Check/Money Order

Card Number

--	--	--	--	--	--	--	--	--	--	--	--	--	--	--	--	--	--	--	--

Exp Date:

--	--

(Required)

Checks must be in U.S. Currency
SEND RENEWAL TO:
ABANA Central Office
PO Box 462
Johnstown, PA 15907-4817

(814)-254-4817
www.abana.org To join online.

Officers:
President
Santo Giuffrida

1st Vice President
Mark Lawson

2nd Vice President
Orry Harbit

Secretary
Bob Stormer

Treasurer
Chris Miller

Membership
Dennis Marshall

Treasurer/Conference
TBD

Web site
www.bamsite.org

Web Master
Bernie Tappel
btappel1950@gmail.com

Mobile Training Station
Don Anders

Librarian
Karen Bouckaert

Conference Chair
Michael Gorzel
Ashley Farnsworth

Coal Captain
Bob Alexander

The Blacksmiths' Association of Missouri is an affiliate of the Artist Blacksmiths' Association of North America, and is devoted to the preservation and advancement of blacksmithing and to communication among blacksmiths in Missouri and surrounding areas. The Newsletter of the Blacksmiths' Association of Missouri's goal is to support these aims. Letters to the editor, tech tips, tools for sale or anything else which furthers these ends will be considered for publication.

The Newsletter of the Blacksmiths' Association of Missouri and its members do not manufacture, distribute, sell, test, warrant, guarantee, or endorse any of the tools, materials, instructions or products contained in articles or features in the Newsletter of the Blacksmith Association of Missouri. The Newsletter of the Blacksmiths' Association of Missouri disclaims any responsibility or liability for damages or injuries as a result of any construction, design, use, manufacture or other activity undertaken as a result of the use or application of information contained in any articles or features in the BAM Newsletter. The Newsletter of the Blacksmiths' Association of Missouri assumes no responsibility of liability for the accuracy, fitness, proper design, safety or safe use of any information contained in the Newsletter of the Blacksmiths' Association of Missouri.

Presidents Letter

Hello BAM Members, a lot has gone on since our last issue. Early April we had a meeting in Doniphan, with a good demonstration centered around forge welding by John Kirby. Make sure and check out the minutes and articles contained in this newsletter. Special thanks to Chris Miller for hosting our Doniphan meeting.

Then a few short weeks later, we descended on the State Fair Grounds in Sedalia for our annual conference. We were celebrating our 30th conference. With over 300 folks in attendance, it was quite a success. Be sure to check out the coverage and smiling faces contained inside. My understanding is that there is so much to share we will be using this and next month's issue to do so.

During the business meeting, we re-elected the officers for another term and our priority project for the next year is to update our website to be able to accept online memberships and hopefully an online conference registration for next year. We are just beginning, so no time frames are known yet.

During the business meeting one member stood up and expressed his heartfelt appreciation for BAM and its members. It caught me flatfooted and all I could say is thank you at the time. However, I wished I had expressed how much I agree with him. The conference really showed it takes a village to be successful. Thank you to everyone who helped. BAM is a great village

Remember to keep the rust off the anvil by using it.

Santo



Editor Notes: The pictures from the Conference Gallery will be in the next issue. Plus anything I forgot in this issue.

Thanks to all the volunteers who helped. We can't do it without you.

Thanks to our Vendors who make our conference better. Blacksmith Supply, Blue Moon Press, Jackpine forge, T-Star leather, Burr-King, Little Giant, and all the tailgaters. I know I forgot some but thank you. Mike M.

Amazon Smile

BAM is 501 (C) (3) public charity. Therefore, donations can be tax deductible depending on your tax situation. Additionally, Amazon will contribute .05% of your Amazon purchases to your designated charity at no cost to you. BAM is an AmazonSmile eligible charity. To do so you need to make your Amazon purchases through the AmazonSmile browser page (needs to say AmazonSmile in the upper left area when you go through checkout) and have pre-selected BAM as your designated charity. To do that visit link below and it will bring up BAM for you to select or on our website link information called "BAM is a 501 (C) (3) Public Charity..." where you can click on it. <https://smile.amazon.com/ch/43-1716288>

BAM Meeting Minutes April 2nd, 2022

Submitted by Chris Bopp

President Santo Giuffrida thanked Chris and Becky Miller for hosting the meeting at the Tom Kennon Blacksmith Shop in Doniphan, Mo.

Santo presented the membership report since Dennis Marshall could not attend. In February, we had a membership of 573; we added 18 members and removed 20 for a new count of 571 members.

Chris Miller gave the treasurer's report details and indicated that the finances are in good shape. Chris noted that he will be out of town for the next couple of weeks leading up to Conference. He will pay bills when he returns on April 23rd, but if you have something critical, or expenses you need paid before then, contact Santo and he can help.

Ashley Farnsworth gave the conference report. Right now we have 171 pre-registrations for conference. Last year we had only a total of 157 in total attendance at the conference. Eighty eight registrants indicated they are bringing family. So far, we have gained 15 new members as a result of this year's conference signups. Last year Blacksmith Supply was our only sponsor. Karen Bouckaert solicited sponsors so this year we have three sponsors - one for each demo site. The sponsors are Blacksmith Supply, John C Campbell Folk School, and Blacksmith Depot.

BAM's conference is in good shape, but it was noted that ABANA canceled their annual conference due to lack of pre-registrations.

John Sherwood promoted the Auction and noted that we still need auction items for this year. John requested items for Dr. Iron's Slackwater Gallery and mentioned that while items should be blacksmith related, if you have something you would like to show that is not blacksmith related, check with him first. Also, we need to get some more people involved with the gallery both this year and long term. Walt Hull has been the Gallery coordinator in the past, but may need to give that up. Walt has made a power hammer tool as a prize for the people's choice award.

Don Anders gave an update on the MTS program. We had the Boy Scouts in Beaumont a few weeks ago – they made a toasting fork and were very happy. We just finished a class at Eminence. There were six the first day (two no-shows) and 8 on the second day. We have the Anglers Fishing Camp in Union, Mo next week. We'll have two beginners' classes at Conference.

Santo welcomed a new member who joined at the meeting - James Gleason.

Santo noted Conference is when we like to elect new office holders because that is when we have the largest member turnout, and that Steve McCarthy, Nominations chair informed him that he has not heard from anyone interested in running for office beyond our incumbents.

All the 2021 filings with the IRS and State have been completed and we were able to once again do so without assistance from an accounting firm.

Santo explained that in monitoring our finances, we noticed that the while membership has been growing, the revenue from dues was not keeping up with the increasing costs of printing and postage of the Newsletter. Rather than raising the cost of dues, we decided to re-bid the work. Bids were solicited from three printers. A new printer was selected which lowered the printing costs and because of our non-profit status we can also use a Not-For-Profit postage rate. Subsequently no increase in member dues is being considered. Discussion about the delivery time for the new postage rate suggested that most of the members received the first issue from the new printer in a timely manner. Even if we decide to move to a faster delivery rate, (more expensive postage), the postage will still be cheaper due to our Not-For-Profit tax status.

Next Santo explained some changes to our banking. Dennis Marshall, our Membership Director lives in Liberty, Mo and Chris Miller, our Treasurer lives in Doniphan. There is no bank that operates in both of these towns, so we have opened another bank account to aid in the flow of our funds. This will allow deposits to be made locally in both Liberty and in Sedalia (during conference). The new account will be used for depositing receipts and the older account will be used for making payments. This separation will provide a "firewall" for our credit card receipts from square as well. The majority of funds will be swept from the new account monthly to keep that balance low.

One of our members Robert Riesmeyer, has volunteered to help modernize our website which will give us additional capabilities like being able to apply and or renew memberships, etc. online. We are very early in the process and there will need to be discussions, testing and decisions on specifics, so we are not prepared to give a date when it will be ready. Stay tuned!

Upcoming Meetings were mentioned. Refer to more current information listed in the Newsletter.

The meeting was adjourned.

John Kirby Demo at Tom Kennon Blacksmith Shop

Written by Mike McLaughlin Photos; Bruce Herzog, Bob Stormer, John Sherwood, Mike McLaughlin





The April meeting was hosted by Chris Miller with the demonstrator being John Kirby. John has been a smithing for about 5 years, and this was his first meeting demo. He did some things that he wasn't comfortable with in the past. He read some books and watched videos. But mostly he practiced and practiced. He did a great job. He has a lot of stories to keep you entertained.

John is making a fire poker with a basket twist and a drop tongs forge weld.

John used 1/2" round bar 36" long. He went through a lot of books and found no reference to a set length. He started by upsetting both ends to have more material to setup for the scarfs for forge welding.(1) He said it is easier to do both ends before you have something welded on the other end. This poker is going to have a loop weld for the poker end. The scarf should be a taper with the end being thin to help set the weld and blend into the parent stock.(2)

Use the hardy hole or horn to start the bend to weld the poker end. Bend around and get it ready for the forge weld.(3) John uses Iron Mountain Flux. Make sure your fire is clean. Heat and flux. He heats it until the flux is smoking but not sparking. Set the forge weld at the anvil.(4) Reheat and refine the weld. Make sure the weld is set good. You will be bending it to make the log cleat.



Cut open the loop. John uses an angle grinder with a Lenox diamond metal cutting blade.

Straighten the end and draw out to a taper.(5) The poker end should be the parent stock. Use the horn of the anvil to give it a nice shape. Do whatever you like on this end make it as fancy or plain as you wish.(6)

Bend out and taper the log cleat. John used a piece of pipe in the vise and a wooden mallet to put the curve in the cleat.(7, 8)




Basket twist. He used 4 pieces of 5/16" round about 8" long. Wire them together and use 5/8" tongs to hold it.(9) Heat one end, flux, and forge weld together. Keep the end square when welding it. They will want to separate so make sure your welds are set. Weld the other end. Cut off the wire if it is still there.(10, 11)

Make sure your vise and twisting wrench are ready to go. Heat the middle of the bundle and twist.



Twist the bundle 1.5 to 2 times until it is tight. Do not over twist. You don't want to stretch the bars. He will open it up after welding to the poker.(12)



Scarf one end of the basket and the end of the poker.(1) This is a drop tongs weld. You are going to heat both pieces, bring to the anvil,(3) hold one down with the other, drop your tongs and set the weld with your hammer.(4) Make sure your scarfs match up correctly. He made sure everything was setup and practiced the weld a few times before actually doing it.(2) Make sure both pieces heat up evenly. Set the weld. Reheat and refine the weld.(5)




Draw out the other end of the basket to a nice taper.(6) Keep it hot! Your forge welds can separate if you don't. This is going to be bent into a hook around a ring after opening the basket.



Open the basket.(7) Heat it evenly, clamp the poker end in the vise and twist in the opposite direction of your original twist. Push it in as you twist. Twist until it looks nice. Hopefully it opens evenly. You can adjust it a little with scroll tongs if necessary.





John used about 7" of 3/8" round for the ring. Scarf both ends just like you would a chain link.(8) Bend it around the horn to make sure ends meet. Weld it. Then he used a small cone mandrel and a wooden hammer to make it round.(9) Attach it to the hook on your poker. Make sure the ring is 90 degrees to the cleat.(10) When you hang it on a wall the cleat will stick out. Wire brush and apply your favorite finish.



Turkey Foot Poker

The next poker John made has a Turkey foot end on it. John had seen a lot of examples of this in books on Colonial ironworks. He usually uses 1/2" bar but he only had 3/8" square available. The length is whatever you would like it.

Taper one end short and square. (1) Fold over about 3-4" this is up to you. (2) Weld the end together. (3) Draw it to a point. Bend the "Turkey foot" out. (4) He heated the center and gave it a twist. If your bar is no longer straight put in the vise on the diamond and squeeze it will help straighten it. (5) The handle end has a fish tail scroll. Forge a flat taper then spread it out with your cross peen. (6) Roll it into a scroll. (7) Make sure you roll it the right direction. Bend in a simple loop to create the handle. (8, 9) Wire brush and apply your favorite finish.



Trade Items April 2nd. Meeting



Maurice Ellis to Chris Miller



Mark Lawson to Harold VanDemark




Matt Dickson to John Kirby



Jon Bach to John Dilsaver



Don Anders to Mike Mclaughlin



John Sherwood to Chris Bopp



Mark Clifford to Matt Dickson



Brandon Crawford to Kurt Knickmeyer



John Dilsaver to Bob Stormer



Eric Bartch to Dale Cannon



Chris Bopp to Brandon Crawford



Santo Giuffrida to Jon Bach



Kurt Knickmeyer to Eric Bartch



Harold VanDemark to Don Anders



Chris Miller to Mark Lawson



Mike Mclaughlin to Santo Giuffrida



John Kirby to Mark Clifford



Bob Stormer to John Sherwood



Dale Cannon to Maurice Ellis

Mobile Training Station News

The Mobile Training Station was busy in March and April. Don Anders heads it up. Many thanks to John Sherwood, Denny Quinn, and Santo Giuffrida for their help in making these events successful.

March 12th. hosted 9 Scouts from Troop 752. They made Toasting Forks with a variety of hooks on the other end. It looks like it was a little cold that day.

March 19th. and 26th. Had 6 and 8 students at Ray Scott's in Eminence Mo. Their project was a fire poker with pineapple twist and reverse twists. Ray Scott has been hosting the MTS for as long as I can remember. A lot of new members have been through this program here. Thanks Ray.

April 9th. Hosted Scouts from Troop 32. Toasting forks were done here also. The weather was a lot nicer.




Mobile Training Station at the Conference

Friday's class was full with Matthias Penn Instructing. The group photo was missing a couple people.



Saturday's class was full also with Don Anders instructing. John Dilsaver was assisting as well.



April 29, 2022 - BAM Meeting Minutes

Business Meeting

Dennis Marshal gave the membership report.

On April 2nd we had 573 members. With the conference registrations we're up to 596 and we expect more before conference is over.

Chris Miller gave the treasurer's report.

BAM's account balance on 2/1: \$50,707 3/31: \$47,605 - includes none of the conference income.

That should put us well over \$60,000 after conference.

Tomorrow night at the auction we will be able to take credit cards, so spend freely on that, and also consider signing up for the Amazon Smile program so that when you spend money on Amazon, you generate donations to BAM! It's free to you and helps raise money.

BAM opened an additional bank account to assist with deposits. This allows us to deposit proceeds locally around the state and also in Sedalia for conference and also facilitates the credit card transfers.

Santo Giuffrida gave the MTS report as Don Anders was not available.

Don's been doing a lot with the MTS program. Two Saturdays with the different Boy Scout Troops and two Saturdays at Ray Scott's in Eminence. He is considering holding a Grille class with the trailer, so if you're interested let us know – send Don an email (see the BAM site contact page).

Santo gave the presidents report.

We have a booth at the State Fair which runs August 11 thru 21st. We need volunteers to man the booth. 2 forges, 4 anvils, a post vise and coal are supplied; just bring your tools & metal. You can meet people, demonstrate and sell your stuff. If you register, you will get free parking and admission too. It's very relaxed and it's a lot of fun!

Rob Reismier will be taking over our website development giving Bernie Tappel our longtime webmaster a break. Rob is currently in development phase and working to modernize the site so we can do e-commerce. The goal is to enable us to do online membership registration, and if that goes well, to also do conference registration by next year. This should make it easier on our staff and speed up the processing and money clearing.

June 25th meeting in Rosebud, MO. See the website, or newsletter for details

Steve McCarthy gave the Nominating Committee report.

Steve asked if anyone was interested in any officer's positions which they were not and he noted that we have received no requests by members seeking an office. It was unanimously resolved that the current officers would be retained for another term.

The membership recognized the birthday (today) of Willy Bagley and a young lady named Fiona Penn with a rousing chorus of Happy Birthday.

Lisa Higgins and Deb Bailey presented for Missouri Folk Arts Program.

They recognized the Master Artists and Apprentices the program has sponsored in recent years. For the Traditional Arts Apprenticeship program:

2020 - Master artist Bob Patrick and apprentice John Dilsaver

2021 - Master artist Bernie Tappel and apprentice John Kirby

Each was presented a certificate celebrating their accomplishment.

The group celebrated the Ringing of the Anvil for fallen members Hank Knickmeyer, Troy Riley, Thom Gipe Richard Kamp, and Diana Smith.

2022 BAM Conference Lin Rhea Demonstration

By Bob Stormer

Lin Rhea, pronounced “Ray”, is an American Bladesmith Society (ABS) Master Smith (MS)/Instructor. I recommend that you visit his website to view all of his knives and especially watch the video making the X-Rhea knives. The knife at the right, Figure 1, is what Lin calls his X-Rhea and was the focus of his demonstration. His preferred steel is 80CRV2. His preferred forging medium is coal, which he used at our conference, because it allows him to localize the heat in certain spots.




He starts with a ¼”x1”x5” flat stock. In the included photos you may see him using a longer piece so he can hold it bare handed, but you can make the same knife with the noted stock by using tongs. Half of the 5” stock will be in the tail that he draws out to about 8”. The other half will be the blade/ricasso. He starts



drawing out the tail using half blows on the edge of the anvil. You should notice that he widens the tail at the junction with the ricasso so the top part of the handle will be wider than the blade spine as shown in Figure 2. From that wide spot he draws the tail taper in both dimensions. When drawing out the tail to 8” it is essential to leave a “beaver tail” flat on the end where the mortise that mates with the tenon on the ricasso will be punched.

After the tail is drawn out and the beaver tail shaped, he focuses on making the tenon on the ricasso. He starts by driving 3/8” round fuller into the back of the ricasso and then drives the same fuller into the bottom of the ricasso. Figure 3 shows the resulting tenon. After shaping the blade, the tenon will need further forging to extend it to about a ¼”.



Following drawing the tail and shaping the tenon on the ricasso, Lin begins shaping the blade, which will be made using the remaining 2.5” of material after defining the tail.




Figure 4 shows the general shape of the blade and how Lin uses the vise to help further refine the tenon.

After hammering the blade to shape he squeezes it in the vise, Figure 5 to provide a slight step to separate the handle from the blade. This 45° step is seen at the top of the ricasso in Figure 1. He puts it in the vise with the tenon parallel to the top of the jaws and slightly below the top. After the blade is shaped and the tenon finished he punches



the mortise in the “beaver Tail”, Figure 6. Notice he is punching a square hole to match the square tenon he shaped on the ricasso using the vise.

After shaping the handle over the anvil horn and lining up the mortise and tenon, as shown in Figure 7, he heated the handle to yellow, clamped the blade in the vise with handle up and peened the tenon



over the mortise to lock it in place. Lin also does what he calls a back-bevel with the hammer to thin the spine, which allows the rough surface to remain after flat grinding the blade. Lin also makes his X-Rhea knife with a double guard, Figure 8. However, due to space limitations for this article, I can’t provide details or show the other handle variations. If you visit the BAM Gallery on Facebook, you’ll see some of the handle variations as well as the start of the double guard.




If you are interested in trying Lin’s design, I again urge you to watch the video on his website.



Kirk Sullens Demo

Kirk has been a full-time professional blacksmith for over 28 years. He is also a past BAM president. So BAM has benefited from his knowledge for many years.

His demo consisted of an Octopus that is one of his signature pieces. It is made from 9 pieces of square stock. It is amazing to see how it all goes together. His piece on Saturday was a Boar Spear. Both pieces were sold at the auction. I should have some better pics in the next newsletter.



John Lovin Demo

John's focus was explaining how to survive as a working blacksmith. He gave a wide variety of sage advice about the many aspects of the trade and demonstrated a wide variety of typical items that a blacksmith can make and sell. He made over 25 different items. Explained and demonstrated the tooling required to get things done. He made Pokers, Shovels, Candle holders, brooms, knives, Forks, Spatulas, handles and more.



John and Beth Lovin



30th. Anniversary Ozark Conference Overview

Thursday morning started with setup. Unloading equipment, supplies and getting everything ready to go for Friday. Thanks for all the help from volunteers.

After setup we gathered in the back for the **Phil Cox Memorial Potluck Dinner**. It was fantastic as usual.

After dinner President Santo Giuffrida opened the conference. He introduced the Demonstrators. He then lit the first fire with flint and steel. It took a few minutes but he got it going.



Conference co-chair Ashley Farnsworth held a Trivia contest for everyone attending. The bleachers were divided into 4 groups. They were given 5 questions about the history of BAM. For each correct answer they were given a heat at the forge. One person from each group was chosen. Their goal was to create a knife shaped object from a railroad spike. They were given the needed length of blade, handle length, and other parameters, but were given no measuring tools. The closest to those dimensions would be the winner. Mike Lanham and group #3 was the winner.



Friday was Demonstrations. Friday night was another potluck and the business meeting and forging contest.

Deb Bailey and Lisa Higgins were there to award participants in the Traditional Arts and Apprenticeship Program sponsored by the Missouri Folk Arts program.

L to R: Bud Harvey, Mike Lanham, Matthew Burnett, Bart White

Master Bob Patrick and Apprentice John Dilsaver. Master Bernie Tappel and Apprentice John Kirby.



Friday Forging Contest.

This one was ran by Ken Jansen and Steve McCarthy.

They saw it at the Louisiana conference. The object was to duplicate as closely as possible the item that was in a box. No one could see the item, but each contestant was allowed to reach into a hole in the box and was given 30 seconds to feel the item with their hand to try to visualize the object. Then they each got 11 minutes from the end of their first heat to duplicate the item. The contest was flighted so the experienced smiths went first. Michael Kazmerski was first. Matt Burchett second, and Bill Moffet was third.



Vernon Messler and Nan Jackson were recognized. Vernon donated the 100lb. Murray Hammer "Vern" to BAM. There is a picture of it in here some where. Bernie, Ken, and Steve are welding a large piece of Wrought iron.



Karen Bouckaert announced that this was the first year we were able to have site sponsors for each demonstrator. They were Blacksmith Supply for Kirk Sullens. Blacksmith Depot for Lin Rhea and John C. Campbell Folk School For John Lovin. Karen presented plaques. John and Mickey Elliot of Blacksmith Supply were here to receive theirs. They have been a long time supporter of BAM and I would like to thank them for every thing they do.

Matthew Burnett , winner of the Bob Patrick founders last year Presented Bob Stormer with the award this year. Bob had been secretary for about 8 years, written numerous articles, demonstrated, posts pictures to the BAM gallery, and he makes knives. He has been a long time member and is well deserving. A few minutes after that he was awarded Lifetime Membership by President Santo Giuffrida. This is the first time anyone has received both awards at the same time. The founders award is chosen by the last recipient and Lifetime Membership is chosen by the president.

So two people choosing Bob at the same time says a lot about him. Congratulations!



The winner of the Peoples Choice award was Mike Glisson with Snapping Turtle. It was a 3 way tie between him Eric Bartch and I can't read my notes. A drawing was held and Mike was the winner. The prize was a fuller/flatter made by Walt Hull.

I will have a full spread of gallery pictures in the next issue.

Sid Suedmeier bought the last BAM sign made by Tony Brooks last year at the auction. He brought it back this year with an idea and a tribute. He had it etched with a Little Giant and the words "Last BAM Anvil Cut By Tony Brooks". We brought touchmarks to add to it and it will be sold at the auction with the help of Daysha and Zane Brooks. He would like it to be brought back each year to add more touchmarks and be resold. Thanks Sid we are lucky to have you Keri, Sam, and Little Giant come to our conference every year.



The Auction started and it went very well. I was glad to see Roger Degner back as an assistant. Sunday morning was cleanup and tear down. The time for the large item raffle. Chris Bopp won the post vise. Bud and Janell Harvey won one of the tool boxes. Eric reed won one also. Chris Miller was able to take home the Refflinghaus anvil.


Thanks to everyone that volunteered!!

Family Classes

Mary Jo McCarty was in charge of the Basket Class. A lot of nice baskets have been made here. Sorry I didn't get pictures of both days.



Tami Bagley held the stained glass class. I did not get pics of both days either.



BlackJack Battlefield Gate Project

In 2010 Walt Hull and Kate Dinneen, working with the BlackJack Battlefield Trust, organized a hands-on design/build workshop to craft a decorative entrance gate for the BlackJack Battlefield Site located just east of Baldwin City, Kansas, near where the ruts from the wagon wheels heading west on the Santa Fe trail can still be seen. They invited other blacksmiths from Kansas, Missouri, and other areas, including two Master Blacksmiths from Britain, Terrence Clark and Peter Parkinson to participate, Local high school aged students taking part in the Van Go organization's JAMS (Jobs in the Arts Make Sense) program also took part.

The first session was held in October of that year. It began with a visit to the historic site, including a presentation on its human and natural history. The group was then given time to draw possible individual designs for the gate. After that Terrence and Peter led a discussion on the design and construction of such gates and how one might be designed for the site. Finally, participants drew thumbnail sketches based everything they had learned from the site visit and discussions and reached a group consensus for a design which all could feel happy about, and was exciting, stunning, and attainable.

Peter took the idea back to Britain with him and drew a design to be used to start the actual building of the gate at the next work session in May 2011. Several additional work groups got together after that to complete various aspects of the gate, but the Trust group funding the project fell on hard times and project seemed to be abandoned.

In July of 2021 a blacksmith who had participated in the project visited the site during a trip to Kansas. He contacted Walt regarding the status of the project and Walt and Kate got in touch with the current group overseeing the project and were able to get it moving again.

The gate itself is basically completed and has been stored at Kate's workshop for several years. Some decorative elements remain to be forged as well as gateposts and framework. The hope is to complete the remaining work and be able to install the gate during the annual **Baldwin City Maple Leaf Festival** in October 2022. They will need to organize one or two work sessions this summer to do this. They will be coordinating with the Trust organization for the installation preparation. If you would like to join in on the project, please let them know.

Kate Dineen: katehotflash@gmail.com

Walt Hull: walthulliron@gmail.com Phone: 785-766-9405



John Brown (Kerry Altenbernd) and Peter Parkinson



Not Art

Tuition Assistance Application

Name:

Address:

Phone & Email:

What class or event do you wish to attend?

Where:

What is the Cost?

Tuition:

Travel:

Lodging:

Other:

Briefly, describe how attending the particular class/event will advance your Blacksmithing skills and be helpful in promoting the craft of Blacksmithing. Identify the specific skills you expect to learn during this learning experience. (Additional pages if necessary)

I understand that as a requirement of receiving this assistance, I will be required to submit an article about the education experience attended with appropriate notes and diagrams of the items made or techniques learned in the class to the Scholarship committee to be reviewed and published in the BAM newsletter no later than 3 months after attending the event AND within 1 year of the event, I will present a demonstration of the newly learned skills at a BAM meeting or complete a video to be placed in the BAM library.

One third of the total assistance amount will be awarded before the event, one third on submission of the article to the Tuition Assistance Committee, and one third after presenting the demonstration or video at a BAM event.

I understand that I am responsible for payment to the school or event.
The assistance is a reimbursement of the approved costs listed above.

Send tuition assistance applications to:

Orry Harbit 217 Phelps Street Windsor, Mo. 65360 660-287-5917

This page may be printed

Missouri Based Schools

Beginner & Intermediate classes are being held at Mueller Industries (via Craft Central), 12951 Maurer Industrial Drive, St. Louis, MO 63127

To see class listings or to register for classes, visit our website, craftstl.com

For more information call 314-842-0796 or email; Brendan@muellerstl.com

Matthias Penn is offering introductory & beginning blacksmith classes. 417-543-2148
Tytheblacksmith@yahoo.com Ava Mo.

Tong Making Class-Weekend Course, 4 people per class - \$125 per person. Contact: Charles Comstock, Rt.1 Box 20, Deerfield, MO. 64741 (417) 927-3499, or (417)-321-2286 cell

Oldschoolcrafts Blacksmith School, Joe Davis 12625 Lawrence 1175, Mt Vernon, MO 65712 phone 417-461-0387 on the web www.oldschoolcrafts.org E-Mail oldschoolcrafts@hotmail.com

Classes Offered, The Farrier's Wife Blacksmith Shop. 17332 EE Hwy. Ste. Genevieve, Mo. 63670

Lisa Thompson 573-984-9013 See on Facebook.

Email: thefarrierswifeblacksmithshop@gmail.com

Missouri School of Blacksmithing. Class prices, descriptions, prerequisites, and skill levels are in the catalog. Give us a call for more information, or to receive a catalog.

Matthew Burnett 3100 NW Winchester Road Cameron, Mo. 64429 816-575-2798 mo-schools.com



Upcoming EVENTS

June 25th, 2022 - Meeting - Clyde Zelch Welding Shop and Pioneer Village
3564 State Hwy. T, Rosebud, Mo. 63091 Trade Item: Belt Buckle
Lunch available to purchase. Bring Chairs.
(Be sure to enter State Hwy T in maps to get the right location.)

July 28th. Old Retired Guys and Anyone Who Wants to Take a Vacation Day Hammer In.
204 Hidden Valley Rd. Jefferson City, Mo. 65101 8:30am to 4:30pm.

August 11-21st. Missouri State Fair. Contact Hollis Harbit to get on the list to volunteer.

August 27th., 2022 - Meeting - Willy Bagley 9940 Rd. 2302, Chillicothe, MO. 64601
Trade Item: Fancy Handles Lunch Available.

October 8th, 2022 - Meeting - The Blacksmith Shop at The Brady Steam Engine Showgrounds
Boonville, Mo. Bring chairs and lunch. No food provided.
Trade Item: Forge/Fireplace Shovel

December 3, 2022 - Meeting - Advance Welding and Ornamental Iron. 651 S. Kansas Ave.
Springfield, Mo. 65802
Lunch and trade item TBD



Coal Stations

Coal Captain: Bob Alexander

Price per bag:

BAM Members \$18.00

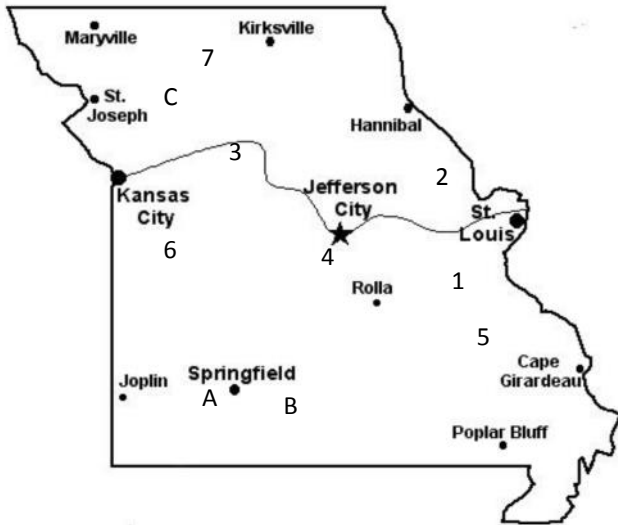
Non Members \$23.00

Member's pickup at Bob Alexander's - \$16.00

Non-Members pickup at Bob Alexander's \$21.00

Coal keepers earn \$5.00 per bag

Bags are approximately 50lbs. each



A few notes on our coal:

1) Not all coal is created equal. The coal we buy is from the West Virginia to Pennsylvania vein and is a high metallurgy grade unlike coal from other areas.

2) Raw coal from the bagging company is stored outside which allows it to get rained on, (rain is water which weighs 8.4 pounds to the gallon). If the coal is bagged wet and then dries out the weight will change.

3) The coal fines which when mixed with water to form a paste burns along with the chunks of coal but during shipping and handling may sift out of the bags causing a weight loss.

So, the bottom line to all of this is we are selling coal in approximately 50 pound bags.

BAM COAL

1. Bob Alexander (636) 586-5350
14009 Hardin Rd.
DeSoto, MO 63020
2. Ken Jansen (636) 295-8490
2257 Carter Rd.
Moscow Mills, MO 63362
3. Doug Clemons (660) 631-1257
29377 Durango Ave.
Malta Bend, MO 65339
4. Bernie Tappel (573) 496-3793
204 Hidden Valley Road
Jefferson City, MO 65101
5. Bob Maes (573) 866-3811
Route 1 Box 106 K
Millersville, MO 63766
6. Bryan Lillibridge (660) 638-4536
1545 NW 300
Urich, MO 64788
7. Bill George (660) 247-0426
19133 LIV 355
Chillicothe, MO 64601

Non BAM Coal

- A. Tim Johnson @ Advanced Welding, Springfield, MO. 417-886-8032 - Pocahontas Coal \$.40/lb. cash, \$.50/lb. check/debit. Bring your own containers.
- B. Blacksmithing Coal for sale \$12 per approximate 50 lb. bag with bulk delivery available. Matthias Penn, Rt. 1 Box 479, Ava, MO. 65608. 417-543-2148. Or e-mail tytheblacksmith@yahoo.com.
- C. Coal for sale \$18 per approximate 50 lb. bag. Missouri School of Blacksmithing Matthew Burnett 816-575-2798, 3100 NW Winchester Rd., Cameron, MO. 64649

BAM Tailgate

Buy, Sell, Trade

Individual Classified ads:

For Sale:

Tom Gipe's 25lb. Little Giant Hammer

#H7695 Excellent condition. Rebuilt with Fred Caylor. 110V. Edwardsville, Il. \$7000.00

Bob Woodard 618-377-2765 Leave message.

Chambersburg 3CH self contained air hammer one piece frame. Excellent condition - new restoration - ready to run. Rebuilt 15 HP 3 Phase motor. Rebuilt Manzel Oiler. 2 New dies, 1 used die. Beech wood pallet to raise the hammer 4".

\$32,000.00

Contact: Robb Gunter, New Mexico 505-270-4975

For Sale: 330 Lb. Euroanvil Excellent condition Side Shelf, Upsetting block, Wooden stand \$2200.00

William (Toby) Tobler 816-419-4308

BAM Books from Jan/Feb 1994 - Present & binders for sale. Contact James Conway 563-366-4244

Commercial / Resource ads:

Roller Blade Treadle Hammers (Clay Spencer design) for Sale or Workshops led to build hammers. Bob Alexander, e-mail to scruboak4@netzero.com, or call 636-586-5350.

Tire Hammer Plans by Clay Spencer

Send Paypal for \$30 to clay@tirehammer.com Or check/money order to 73 Penniston Pvt. Dr. Somerville AL 35670. I can mail a copy or email PDFs.

Beverly shear blades sharpened. Remove blades and mail to Scott Kretschmer, 196 Mule Deer Drive, Loveland, CO 80537. Include check for \$50, covers return shipping. Deep notches/wrong sharpening may cost extra. Scott@kretschmershops.com, 970-567-2609

Information / Education:

Missouri School of Blacksmithing Cameron, MO Instruction by Matthew Burnett Group and Individual classes offered. 816-575-2798

Beginner & Intermediate classes are being held at Mueller Industries (via Craft Central), 12951 Maurer Industrial Drive, St. Louis, MO 63127 To see class listings or to register for classes, visit our website, craftstl.com For more information call 314-842-0796 or email; Brendan@muellerstl.com

Classes Offered, The Farrier's Wife Blacksmith Shop. 17332 EE Hwy. Ste. Genevieve, Mo. 63670 Lisa Thompson 573-984-9013 See on Facebook. Email: thefarrierswifeblacksmithshop@gmail.com

Tong Making Class-Weekend Course, 4 people per class - \$125 per person. Contact: Charles Comstock, Rt.1 Box 20, Deerfield, MO. 64741 (417) 927-3499, or (417)-321-2286 cell

Blacksmith's Journal, Instructional back issues by Jerry Hoffman are available online at www.blacksmithsjournal.com

Classes offered, The Ornamental Iron Shop Contact the instructor to register and customize your class. John D. Thompson – Metalsmith 3923 Hwy 25; Hodges, SC 29653 864-374-3933

Classes at Pieh Tool Company, Inc. - Camp Verde, AZ Call for more information and to enroll: (928) 554-0700 or (888) 743-4866. www.piehtoolco.com.

Matthias Penn is offering introductory & beginning blacksmith classes. 417-543-2148 Tytheblacksmith@yahoo.com

Oldschoolcrafts Blacksmith School, Joe Davis 12625 Lawrence 1175, Mt Vernon, MO 65712 phone 417-461-0387 on the web www.oldschoolcrafts.org E-Mail oldschoolcrafts@hotmail.com

David Norrie blacksmithing school in Colorado David Norrie 970-215-4666 www.davidnorrie.com www.forgewithintention.com

Power Hammer page

I've taken some time to collect and post old info, catalogs and brochures on power hammers. The link of our NEB web page to this information is: <http://www.newenglandblacksmiths.org>

Rochester Arc & Flame Center! Featuring Blacksmithing, Welding & Glass Blowing, over 30 classes available for all levels of interest, www.rocafc.com 585-349-7110

Products:

Blacksmith Supply

Wide variety of Blacksmithing tools, equipment and supplies. Tom Tongs, Smithin Magician, Anvils, Forges, Fly Presses, Hammers, Punches, and more. Website: www.blacksmithsupply.com Phone: 1-804-530-0290 PO. Box3766 Chester, VA 23831

Little Giant

Genuine Little Giant parts for your Little Giant Power Hammer.

Owners: Doug Klaus And David Sloan
Website: littlegianthammer.com
Phone: 402-873-6603
Email: contact@littlegianthammer.com
US mail: 48182 SW 32nd Rd. Odell, NE 68415

Forge-Aprons offers many different styles of leather blacksmith aprons; the Original bib, the Short bib, the Full-Cut bib which offers greater chest coverage, the Lap apron, three sizes of Kid's aprons, a Budget apron, a Women's cut, and Aussie Forge aprons. www.Forge-Aprons.com

Heavy-Duty Fry Pan Blanks 9" diameter, tapered sides 12

Or 13 gauge steel (approx.2 pounds) no predrilled holes for the handle \$14.00 each..1-4, \$12.00 each.5-9, \$10.00 each...10+. Shipping: \$5.00 plus\$1.00 each frypan Bob Tuftee 563-349-3369 21718 277th Ave LeClaire, IA 52753

L Brand is the Official Coke of the WCB and Kentucky Horseshoe School. Now packaged in 50lb.

bags on pallets
Website: www.BlackSmithCoke.com
Mobile: 678-360-3521
email: lbrandforgecoke@gmail.com

Kayne and Son Custom Hardware, 100 Daniel Ridge Road, Candler, NC 28715. (828) 667-8868 web site: www.blacksmithsdepot.com.

Offering a full line of blacksmithing equipment. We ship and accept Visa and Mastercard.

Chile Forge- Next generation gas forges
www.chileforge.com David Starr 520-312-0000

D.L. Schwartz Co. Blacksmith and Farrier supplies. 2188 S. US 27, Berne, IN. 46711, 1-800-955-3064

USA Dealer for REFFLINGHAUS ANVILS, 77 to 1250 lb. European 2 horn with or without upsetting block & side shelf. Over 100 sizes and styles available. Guaranteed face @ HRC59
Dick Nietfeld www.blksmith.com Phone (308) 384 1088

Custom T-shirts

Contact Heather & Jon McCarty if you are wanting custom t-shirts with your logo. We are able to produce custom vinyl, screen-print, or sublimated products. Contact us at hmcrafty@gmail.com or 636-359-1232. visit us on FaceBook at **Craf-Tee Creations**

Holland Anvil

Anvils, Swage Blocks, and more.
www.hollandanvil.com

Atlas Knife & Tool

Anvils, Forges, Supplies. <http://www.atlasknife.com>

Wanted:

Blacksmith business cards. I would like to put together a collage of Blacksmith business cards. Bring them to a meeting or mail them to me. Bruce Herzog 2212 Aileswick St. Louis, MO 63129

Demonstrator List

Fred Weisenborn has started a list of members available for demonstrations, fairs, historic events, and festivals, etc. 417-589-2497 e-mail: jweisenb@llion.org

Around the Anvil BAM has its very own E-Mail news group. If you would like to participate there is a sign up link on the bamsite.org or send an E-Mail to Terry Humphries at thumphr@south40.org and he will get you signed up.

Ad Policy: Blacksmith related ads are free to BAM members. Personal ads will run for two issues. Resource ads are ongoing at my discretion. Send to BAMeditor2015@gmail.com, or call 816-296-3935

BAM
P.O. BOX 127
DONIPHAN, MO. 63935

Please send changes to Chris Miller, P.O. BOX 127 Doniphan, MO 63935

Next Meeting: June 25th, 2022

Hosted By: Clyde Zelch Welding Shop and Pioneer Village
3564 State Hwy. T, Rosebud, Mo. 63091
Lunch Available. Bring Chairs
Trade Item: Belt Buckle

