


BAM

January/February 2022



January/February 2022
Volume 39 No 1

Blacksmith Association of Missouri

Table of Contents

BAM / ABANA application	3
Presidential Address	5
February 4th. Meeting Minutes	6
Conference Demonstrators	8
Editor Notes	9
Iron in the Hat	9
Pat McCarty Headache Hammer In	10
Higbee Demos	12
Member Tips	15
Trade Items	16
Vadim Apalikov	18
Doniphan Meeting Info.	20
ABANA Conference	21
Tuition Assistance Application	22
Blacksmithing Schools	23
New members	23
Upcoming Events	24
Coal Map	25
Tailgate	26
Backpage	28



Editor

Mike McLaughlin

Contributing Writers

Santo Giuffrida
Bob Stormer

Contributing Photos

Bob Stormer
Mike McLaughlin
Bruce Herzog
John Sherwood
Michael Gorzel

President's Message

Santo Giuffrida

Mailing Labels

Dennis Marshall

The Newsletter of the Blacksmiths Association of Missouri is published six times a year and is mailed to members of BAM. Editorial inquiries should be addressed to: Mike McLaughlin, 122 Milwaukee Ave., Lawson, Mo. 64062 816-296-3935 or send an email to: bameditor2015@gmail.com

The annual fee for regular membership is \$30/year; a portion of this amount is for a subscription to this newsletter for one year. BAM membership inquiries should be addressed to: Dennis Marshall 13410 A Highway, Liberty, MO 64068 busyman512@outlook.com 816-645-7237

Occasionally some material will be copyrighted and may not be reproduced without written consent by the author. BAM welcomes the use of any other material printed in this newsletter provided the author and this organization are given credit.

Membership Application

Name: _____

Address: _____

City: _____

State: _____ Zip: _____

Phone: () _____

E-mail: _____

New Member Renewal ABANA member
\$30 per year

Are you interested in taking a class?

How did you learn about BAM?

Memberships are for one year from receipt of dues. Dues are \$30, which includes a subscription to the bimonthly BAM newsletter. Please make checks payable to Blacksmith Association of Missouri

ABANA Membership Application

Primary ABANA Charter Affiliation: _____

Name: _____

Address: _____

City: _____ State: _____

Phone: () _____ Zip: _____

E-Mail: _____

New Member Renewing Member

Includes a Subscriptions to the Anvil's Ring and The Hammers' Blow magazines

Membership: Renewal **New Membership** *For Annual Membership-Renewal Date in One Year*

Digital \$55 / yr. Available world-wide, including North America. Publications will be sent digitally to the member's e-mail address on file. No print copies will be mailed.

Print \$65/ yr. Available in North America only (USA-Canada-Mexico). Publications will be mailed.

Membership includes FREE placement in a searchable 'Find a Blacksmith' database to connect to opportunities.

Check here to be included in the searchable on-line 'Find a Blacksmith Directory'

Send this form in an envelope with your payment to:

BAM
 C/O Dennis Marshall
 13410 A Highway
 Liberty, MO 64068

I _____ hereby apply for membership in the
 Artist-Blacksmith's Association of North America and enclose
 \$ _____

MasterCard Visa Check/Money Order

Card Number

Exp Date:
 (Required)

Checks must be in U.S. Currency
SEND RENEWAL TO:
ABANA Central Office
 PO Box 462
 Johnstown, PA 15907-4817

(814)-254-4817
www.abana.org To join online.

Officers:

President

Santo Giuffrida

1st Vice President

Mark Lawson

2nd Vice President

Orry Harbit

Secretary

Bob Stormer

Treasurer

Chris Miller

Membership

Dennis Marshall

Treasurer/Conference

TBD

Web site

www.bamsite.org

Web Master

Bernie Tappel

btappel1950@gmail.com

Mobile Training Station

Don Anders

Librarian

Karen Bouckaert

Conference Chair

Michael Gorzel

Ashley Farnsworth

Coal Captain

Bob Alexander

The Blacksmiths' Association of Missouri is an affiliate of the Artist Blacksmiths' Association of North America, and is devoted to the preservation and advancement of blacksmithing and to communication among blacksmiths in Missouri and surrounding areas. The Newsletter of the Blacksmiths' Association of Missouri's goal is to support these aims. Letters to the editor, tech tips, tools for sale or anything else which furthers these ends will be considered for publication.

The Newsletter of the Blacksmiths' Association of Missouri and its members do not manufacture, distribute, sell, test, warrant, guarantee, or endorse any of the tools, materials, instructions or products contained in articles or features in the Newsletter of the Blacksmith Association of Missouri. The Newsletter of the Blacksmiths' Association of Missouri disclaims any responsibility or liability for damages or injuries as a result of any construction, design, use, manufacture or other activity undertaken as a result of the use or application of information contained in any articles or features in the BAM Newsletter. The Newsletter of the Blacksmiths' Association of Missouri assumes no responsibility of liability for the accuracy, fitness, proper design, safety or safe use of any information contained in the Newsletter of the Blacksmiths' Association of Missouri.

Presidents Letter

Hello BAM Members, hope you are doing well. Despite the snow and cold a day or two before the February 5th meeting, we had a great turnout in Higbee, Mo. Dale and Carol Kirby again did a great job in hosting and keeping us warm and fed. We tried something different and had three of the officers perform the demonstration. Check it out in the Newsletter along with the meeting minutes.



Members should have received the conference flyer, but if not, it is on our website. Please take a look at it and remember to pre-register as well as make your lodging accommodations sooner than later to get your choice. While we have some who have volunteered to work a four-hour shift at the conference, we could still use a few more. Please contact Mike Gorzel if you can.

I would also like to welcome Chris Bopp as our new Secretary and give a special thank you to Robert Stormer for almost 8 years as our Secretary. I have always been able to count on Bob's good judgement and timely assistance. Again, check out the minutes.

Look forward to seeing those that can make April 2, Meeting in Doniphan, MO. Remember to keep the rust off the anvil by using it.

Santo



BAM Meeting Minutes February 2022

Submitted by Bob Stormer

President Santo Giuffrida thanked Dale and Carol Kirby for hosting our meeting. Dale announced that he is donating a barrel to the 2022 BAM Conference.

The membership report was given by Dennis Marshall. Dennis added 26 and deleted 14 for net gain of 12. Current membership is 573 compared to 534 last year. New members at the meeting were recognized.

Santo presented the treasurer's report for Chris Miller who could not attend. Year-end 2021 showed a deficit of \$8,752.34 in accounting records which is misleading. BAM purchased coal at end of December (2nd purchase in 2021) for \$8,750.00. While adjusting for that, brings the deficit to \$2.34. However, there is more to adjust as we also paid for 7 Newsletters in 2021 instead of 6 that we issue in 2021. Adjusting for both payments of other year activity we in effect had a surplus of \$2,074.00. Attempts to lower the cost of publishing the newsletter include applying for not-for-profit postage rates and researching other printers. Lowering the newsletter cost without impacting quality, timeliness and content is the current priority. We want make sure those without internet capability know what's going on with BAM.

Michael Gorzel, Conference Chairman, provided conference preparation status. The first thing Michael mentioned is the need for a spare tire hammer for one of the demonstrators. He brought the updated volunteer list and is looking for more volunteers during the conference to help with the demos, the gallery, registration, as well as miscellaneous jobs. Volunteers for setup and teardown seem to be OK. He took an informal survey of how many members received the conference flyer. All but about 1 person had received it. Michael also reminded everyone that registration is free for members, but you still must register by April 1st. If you intend to purchase any meals, that must also be by April 1st. The stained-glass class is full, but there is still openings for the two basket classes. There is also still room in the two beginner blacksmithing classes. Conference information was sent to ABANA, at their request, so they could help advertise our conference. Ashley Farnsworth, co-conference chair, said he already has 59 registrations with more than half from out-of-state. Friday evening will be a forging contest. Thursday evening will have potluck supper and opening ceremonies.

Steve McCarthy, Nominating Committee Chair, announced that we have a candidate for the Secretary position. Since there were no other candidates or objections, at the meeting the election by show of hands elected Chris Bopp as the new secretary of BAM effective at the end of the meeting.

Steve, as the Nominating Committee Chair, is also the only member of the committee, and is looking for some help. I don't believe it's a labor intense activity, but having a few more members to help recruit other members for BAM officer or various committee positions would be advantageous. To volunteer you can contact Steve at the email address or phone number listed in the paragraph below.

In accordance with our Bylaws, Santo also made the announcement that elections will be held at the conference (end of April 2022). If you are interested in running for any position except the Secretary position that was just filled, please contact Steve McCarthy at jrhd1988@gotrain.org or 417-260-1861.

At the last BAM meeting December 4th, the issue of coal pricing was raised by our Coal Chair, Bob Alexander. The BAM Officers met and coordinated with Bob to determine coal pricing for the future. After getting a new quote and revisiting fees for storage handling and markup for coal captains to offset their costs, coal will be increased by \$3.00 bag for member and non-members. Coal sold at coal stations will be \$18.00 a bag for members and \$23.00 a bag for non-members. Coal sold at Bob Alexander's will be \$16.00 and \$21.00 for non-members. We have received a new shipment of coal at Bob's shop in Desoto, MO. New pricing is on the BAM website and in the Nov/Dec 2021 Newsletter.

Also, at the last meeting a plaque was suggested for those that have passed and significantly contributed to BAM. However, the criteria for selection were not clear. The Officers met and had several concerns. The criteria have similar language to an existing award (founders award) and the criteria has to not only be clear,

but in accordance with our new bylaws used to obtain tax exempt status. The Bylaws require us to promote pluralism and without acceptable criteria we could not assure compliance. In coordinating this with the person who had made the request, he respectfully decided to withdraw the proposal and will create the plaque on his own for display at future BAM conferences. Meaning it will not be sanctioned or paid for by BAM.

Future Meeting Schedule:

The next meeting is April 2, 2022 in Doniphan, Mo. and will be the March/April meeting. The trade item is a decorative fire poker.

The June 25, 2022 BAM meeting will be in Rosebud Missouri, and will be the June/July meeting. The trade item will be a belt buckle.

The August 27, 2022 BAM meeting will be at Willy Bagley's shop in Chillicothe, MO and will be the August/September meeting. The trade item is fancy handles.

The October 8, 2022 BAM meeting will be at the Brady Steam Engine Grounds in Boone County and will be the September/October meeting. Trade item TBD.

The last BAM Meeting of 2022 will December 3rd in Springfield, MO and the trade item is TBD.

If you want to volunteer to host a meeting in 2023 please contact President Santo Giuffrida at santogogg@sbcglobal.net or 314-434-3791.

Members Comments:

Matthew Burnett mentioned that his Missouri School of Blacksmithing 2022 class schedule is available by emailing him at braidedcrossforge@yahoo.com or calling him at 816-575-2798.

Bob Stormer thanked everyone for their patience and support during his tenure as BAM secretary.

Bill George had 6 bags of coal left that he brought to the meeting.

Stolen Anvils

Recently the Ag Hall of Fame in Bonner Springs, Kansas had been broken into and a number of anvils from their collection were taken. These anvils have a large number welded onto them as with a stick welder, so are pretty distinctive. The numbers were on different spots on the anvils, some on the horns and some on the bodies. Some of them have the names of cities or towns on them indicating where the collector acquired the anvil welded onto the bodies as I recall.

Please be on the lookout for these items in your travels, or on FB or auction sites you frequent, in-person auctions, etc.

If you find one or more of them, contact Ken DeVan, he is the Outreach Coordinator, or anyone from the Ag Hall of Fame. Ken's email: Oregon.trail.farm@gmail.com.

The National Agricultural Center and Hall of Fame, 630 N. 126th Street, Bonner Springs, KS 66012
Call: 913-721-1075 Email: info@AgHallofFame.com

Meeting adjourned.



2021 Conference Demonstrators

Kirk Sullens

Kirk Sullens has been a smith for 30 years, and a full-time professional blacksmith for over twenty-eight of them. Best known for his wildlife creations, which decorate Bass Pro Shops/Outdoor World stores throughout the United States and Canada, he is now based near Orlando, Florida. An artist-blacksmith by trade, Kirk is inspired by the beauty he sees in the ordinary details that surround him. He uses his skill and creativity to transform unyielding iron into a vast collection of delicate and powerful works of art. Kirk enjoys passing along the art and craft of blacksmithing through teaching and demonstrating. He has worked with aspiring smiths of all ages, from absolute beginners to those seeking to broaden or deepen their skills. Kirk is a past BAM president, alias El Presidente.

Lin Rhea

I've always appreciated the look and feel of a good knife. Being raised in a county setting, a knife was a necessity, not just for looks. When I found out about the bladesmith school in Old Washington, Arkansas, I was amazed that there was such a school. At first, I tinkered making knives, but wasn't happy with the results. Finally, my wife, Kay insisted that I attend a class with the school. It was the most interesting two weeks of learning I can remember. Joe Kessler and Greg Neely shared their love for the forged blade. A year later I was able to take the Damascus class under Bill Fiorini. This broadened the possibilities. My favorite steels to use in my knives are 5160 and 1084 for carbon blades. For My Damascus, I like L-6 and 1095, 1080 and 15N20. I don't farm out any aspect of my knives. I do all the work on my knives and believe this will advance my skills and set my knives apart.

I am a member of the American Bladesmith Society with a Mastersmith rating, which I received in 2009. I am also a member of the Arkansas knifemakers Association.

John Lovin

I began blacksmithing in 1981, learning through practice, hammer-ins, and conferences, plus I have had several mentors that guided me along the way. Our work is anchored in the traditions of the small town, small shop blacksmith, ready to accept any work that comes through the door, but having our regular stock items.

We attend 12 - 20 craft shows annually, plus keep a retail store stocked. Our demo will showcase 25 - 30 of our best-selling items, products that can be produced with a minimum of tools and tooling. We will discuss how to choose good craft shows, develop a product, and dealing with the public. We will discuss the business side of blacksmithing, paying taxes, and issues such as liability and insurance.

If you are interested in selling ironwork as a part time or full-time venture, our demo and discussion can help you through some of the pitfalls.

To Celebrate our 30th BAM conference, members who pre-register by April 1, 2022, will not need to pay registration fee.

Members who register late will need to pay the late fee, but not registration fee. Members will still be responsible for fees related to meals, classes, or other conferences expenses.

If you are not a member you can join by paying the \$30.00 membership fee and avoid the registration fee. Registration flyer Should be in your mailbox.

Editor Notes:

I have got another full issue. I didn't have space for the Iron in the Hat. We had 30 items a Small Barrel from Dale Kirby, Springs, Sanding belt kit from Robert Miller, Bob Patrick items and many others. Higbee always has a lot of items.

The conference is coming up. Don't forget to register before April 1st.

Kirk Sullens messaged me and had a friend in Russia that was looking for some exposure in the US. The spiral in the panel really caught my eye. I hope you like seeing his work as much as I have.

Fontbonne University is hosting a show at their Gallery for Hank Knickmeyer. It is February 4th - 25th. 6800 Wydown Boulevard, St. Louis, MO 63105

Long time BAM member Richard Kamp passed away Jan 1, 2022. Richard had been battling an illness for several years, but was a regular at BAM meetings for many years. Our condolences to Carla and family. Richard's wake will be delayed until later this spring.

If you have the internet and E-mail you need to sign up for the Around the Anvil E-mail group. Go to the website and click on the Around the Anvil link. It is another way to keep you informed about what is going on.

I want to thank Bob Stormer for all the help and support he has given me. He's not going anywhere he just isn't going to be secretary any more. You missed a good demo by Bob if you weren't at Higbee. It was a chucklefest.

Welcome Chris Bopp as the new secretary. Say Hi and thanks for volunteering when you see him.



Thank You to Charles Steffes-Clayton for donating a regulator to get the forge going at the meeting in Higbee. Visit the website at:

[Atlas Knife & Tool](http://www.atlasknife.com)

<http://www.atlasknife.com>



Pat McCarty's 2022 Headache Hammer-In

By Bob Stormer

The weather made traveling to Pat's shop a little "iffy" this year, but like all the previous year's it's the right way to start a new year. The attendance was down a little from previous years due to the weather, but that made it easier to see all stuff Pat has hanging on the walls and from the ceiling. If you have a chance, look at the photos I posted in the Facebook BAM Gallery, and you'll see some of it. Like I've said every year, you have to be there to get the entire experience.

Pat started his demonstration by making a leaf, which I think is how he starts every day. This year, as in a lot of past years the theme was Valentine's Day. I think this may be the only reason most of us get permission to attend the hammer-in on a holiday, a potential gift for the ladies.

The photo at the right shows some of the possible variations of the heart he chose for this year. The stock he started with was a piece of 3/16x3/4x17" flat stock. The first step



is to texture one side of the bar and taper the edges on both sides and the ends. To taper the edges Pat had a block of steel about 3"x4"x2" thick with rounded edges all around and fit in the pritchel holes so he would not have to use the edges of his anvil. This will help save the anvil edges and face. After texturing and tapering the edges, Pat marked the bar 3 1/2" from each end that will identify the center of the bend.



He used a center punch to help find the mark after heating the bar for bending. His bending jig was a piece of "U" shaped round stock that had a 1" diameter that was clamped in a post vise. Since the project stock is fairly thin, and you're bending it on the flat, you'll need to keep it hot when bending and flatten it frequently to keep it from bowing. The photo at the right shows the bar after texturing, bending, and one end marked for cutting off. The paperboard template shown at the left is used for marking where to cut each end.



The assembled heart doesn't set flat on the table until Pat uses a couple of scrap bars and the treadle hammer to flatten it out, shown on the left, and the final version shown on the right. When using the bars be careful not to shear the sections of the heart. The only thing left is riveting it together, clean it up and putting whatever finish you like on it, then share your hard



work by giving it to someone special.

Some examples of the finishing options are shown below.



The photo at the right shows the tool Pat used for texturing the heart at the left. The heart below was finished by wire brushing it at a black heat with a brass wire brush. It also looks like Pat may have brushed it with a mixture of bee's wax, turpentine, boiled linseed oil, and spar varnish.



After Pat finished the demonstration of the project piece other visitors grabbed a piece of stock and started on their own valentine hearts, a couple at the main forge and a couple more at the forge in the back room. I didn't get photos of their finished products, but they had a good start when I last checked. Ken Jansen took the opportunity to turn a railroad spike into a steak turner using Pat's Bradley hammer. John Murray demonstrated the technique he uses to make bodkin arrowheads, and discussed their use and importance in medieval England.

The usual scrumptious pozole and potato soup were the main course dishes, with lots of trimmings including the wonderful peel & eat jumbo shrimp that Bob Mephram brings.

BAM has a wonderful array of blacksmithing experiences available in addition to the normal BAM meetings and the conference. The first of every year is obviously Pat's New Year's Day hammer-in. The next is Bernie Tappel's hammer-in the last Thursday of July every year, which is extremely helpful to newer blacksmiths since he has 5 or 6 forging stations and lots of help available. The third annual event is Ken Jansen's Black Friday Hammer-In the Friday after Thanksgiving. Ken always has a neat project that is generally novice friendly. He also has multiple forging stations available. You won't find a better group of experienced blacksmiths willing to share their talent than the BAM talent pool. Mark your calendars for these events as well as the scheduled BAM meetings and the conference.





Higbee Demos Written By Mike McLaughlin Photos: Bob Stormer, Michael Gorzel, John Sherwood, Mike M.

The demos at this meeting are presented by Officers of BAM. Santo Guiffrida - President, Bob Stormer - Secretary, and Mark Lawson - Vice President. Chris Miller – Treasurer was unable to attend due to the weather. They all made different key chain hooks.

Santo started it. His version uses a spin on the Friedrich Cross. The material is 4" of 5/8" square bar. This was as big as he could make it and still fit in the propane forge. He uses coal at home.

He uses a "slapper" (1) fullering tool to round the bar 1-5/16" from one end of the bar. Then forge a rectangular taper on one end of the bar. (2) Flip the material and taper the other end rotated 90 degrees from the first taper. He likes to taper it before cutting it to help keep the points even. You could make a traditional cross and taper them after opening it.



You can either hot cut it or let it cool and use a band saw to cut it. Saw it on the flat sides into where you fullered it. Overlap your cuts about 5/8".


Open it up using your hot cut, a chisel, post vise, the horn and/or corner of the anvil. (3) Once he has it open, he uses a flatter to straighten everything out. He made a simple flatter with a piece of flat plate and a round bar welded together.(4)




Finish tapering the points. (5) Don't forget to chamfer the corners. Punch or drill 2 holes to use to mount it. (6) Santo uses a bolster plate to punch the holes. It is easier to do before bending it. Don't forget your touchmark.



Decide what will be the top and bottom. Use the horn of the anvil to turn up the short ends.(7) It will look like a cactus. Use the post vise with rounded edges to bend the ends forward to create hooks. Santo uses a plate that has a radiused edge in the vise.(8)




Draw out the bottom and round it up a little more.(9) Use the horn of the anvil to roll the bottom into a hook.(10) Brass brush it if you wish. Apply your favorite finish.





Bob Stormer

He used a horseshoe and 3 pieces of $\frac{1}{4}$ " square 5.5" long. Bob drills 5 holes in the shoe first. Two towards the heels to screw it to the wall. Three more to attach the hooks. He uses copper rivets. It gives a good contrast with the steel.

Heat the shoe and use the post vise to bend it 90 degrees.(1) Clamp the heels in the vise evenly and hammer it 90 degrees. He uses the nail holes in the shoe to line it up. Bob says when you bend it far enough stop hammering.



Draw out the $\frac{1}{4}$ " square bars to a point.(2) Make them all the same length. Roll a curl in the end. Then he uses bending forks that fit in the hardy hole to bend the hook shape all the same.(3) Heat it and then cool the curly end to keep it from deforming and bend the hook in the fixture. Heat and clamp in the post vise and give them a twist.(4) Using half face blows flatten the other end to make an area to drill the rivet holes.(5) It is easier to drill the holes before you bend this end 90 degrees. Continued next page.



Use an 1/8" drill bit and wallow the hole out a little or use a #30 (.1285) drill bit. It makes it easier for the rivets to go in.(6)

Bend the end 90 degrees in the post vise just so it will line up with the holes in the horseshoe. Rivet it together.(7) Bob uses a small hammer to peen the rivets, the copper is really soft. Apply your favorite finish. At home Bob uses a wire brush and his belt grinder with a dull 320 grit belt to break the edges and give it color contrast before the final assembly.



Mark Lawson

Mark used 3/4" x 3/16" x appx 4.5" long flat bar and about 3" of 1/4" round. He marked the anvil at 1" off the edge. This is where he will start forging out one end. Using half face blows he is drawing out to about 2 1/2" long into a rectangular taper.(1) Do the other side the same.(2) Draw out the 1/4" round into a square taper about 3.5" long.(3) Using half face blows spread the wide end to be drilled for a rivet. Bend the pointed end into a hook.

Bend the ends down using the edge of the anvil and horn.(4) Curve them up using the horn of the anvil. (5)



Drill holes for mounting and for riveting the hook. If you measure the diameter of the head of the screw you are using, take a drill bit that size and countersink your mounting holes if you want the screws to be flush. (6)

Mark made his rivet out of brass using a lathe. Forging it doesn't work well. Wire brush it and rivet it together and apply your favorite finish. (7) Mark used a belt sander to create the facets on the rivet.



Member Tips



Don Anders. Drill a piece of 1-1/4" x 1/2" with a 1/4" hole on one end. Add set screw. Make cuts at needed intervals for cutting rivets to length. Can be used on a bandsaw or in a post vise with a hack saw. Make a few for different size rivets.

Minwax Wipe on Poly and Fasco Graphite powder mixed together make a good finish. Mix in small batches. Mix enough powder to get the desired tone. Paint on. Let dry. You can buff or sand it to get a good contrast between black and silver of the steel. You can get the Minwax at the hardware store. Search Fasco on the internet for the powder.

Brandon Crawford.

Baseball bat wrap helps with grip and dampens the vibes a bit. Weld a washer on your vise grips to make them easier to adjust. A 2 gallon pump sprayer full of water works great for spot cooling and doubles as a fire extinguisher. Fill a small spray bottle with water and liquid soap. Helps clean hands and makes a good lube for drilling holes.



Trade Items

Photos: Mike M.



Dale Cannon to John Dilsaver



Mark Lawson to Santo Guifrida



Jeremie Howell to Bill George



Kurt Knickmeyer to Chris Bopp



Ken Jansen to Jeremie Howell



Dennis Marshall to Willie Bagley



Bill George to Mark Lawson



Chris Bopp to Dennis Marshall



Santo Guifrida to Dale Cannon



Willie Bagley to Adam Ratley



Bob Patrick donated by Adam Ratley to John Sherwood



John Sherwood to Matthew Burnett



John Dilsaver to Kurt Knickmeyer




Matthew Burnett to Ken Jansen

International Spotlight

Vadim Apalikov. 34-year-old Blacksmith-Artist from Russia. I live in the south of Russia in the city of Gelendzhik. I have 10 years' experience in art forging. I am a member of the Union of blacksmiths of Russia and the Union of Russian Artists. I have a rating in the registry of artists of Russia and the CIS as an established professional artist. Also participated in various festivals in Austria and the Czech Republic. One of my works occupies a place in the museum "Ferrum" in Austria, in the castle "Hefaiston" in the Czech Republic and in Stia Italia. I have worked on blacksmithing art projects in Germany and Austria.



This Handrail is one of my projects.



The frames are 20 x 40mm and 20 x 20mm tubing. The scrolls and other elements are 10 and 16mm square bar.

The top rail is 20mm round bar with square bar welded to the sides.



The tops of the balusters are an 8mm round plate with an 80mm ball.





. Floral elements are 3 mm thick sheet that is embossed and stamped.



Balusters are made from 10pcs of 10mm square bar



BLACKSMITH'S ASSOCIATION
OF MISSOURI
APRIL MEETING
SATURDAY, APRIL 2, 2022
8:00 A.M - 3:00 P.M.

AT THE
TOM KENNON BLACKSMITH SHOP
AT THE PIONEER HERITAGE
HOMESTEAD
IN DONIPHAN, MISSOURI



(One Block South of Courthouse Square)

Trade Item: A "Decorative" Fire Poker

Demonstrator: John Kirby

Coffee and Donuts in the A.M.

Lunch Will Be Served.

REMEMBER "IRON IN THE HAT"

Business Meeting at 1:00 p.m.



Check Out Our Shop Web Page At:

<https://www.doniphan.org/blacksmith-shop>

CHECK OUT LODGING INFORMATION AT:

<https://www.doniphan.org/new-page-2>


Our General Webpage is at:

www.doniphan.org



Doniphan is a 2.75 Hr. Drive From I-270 at I-55 in St. Louis –South on I55 to US67, then South to US160, then West on US160 24 miles to Doniphan. (All 4 Lane Divided Highway to US160)

Doniphan is 3.0 Hrs. Drive from US65 at US60 in Springfield-East on US60 to MO21, then South on MO21 30 miles to Doniphan (All 4 Lane Divided Highway to MO21)



Greetings,
ABANA's 2022 Conference registration is now open. Please join us for what will be an outstanding event May 11 – 14 2022 in Denton Texas!

Please register here: <https://conference.abana.org>

Questions can be directed to registrations@abana.org

Happy Holidays!
ABANA Board of Directors

Tuition Assistance Application

Name:

Address:

Phone & Email:

What class or event do you wish to attend?

Where:

What is the Cost?

Tuition:

Travel:

Lodging:

Other:

Briefly, describe how attending the particular class/event will advance your Blacksmithing skills and be helpful in promoting the craft of Blacksmithing. Identify the specific skills you expect to learn during this learning experience. (Additional pages if necessary)

I understand that as a requirement of receiving this assistance, I will be required to submit an article about the education experience attended with appropriate notes and diagrams of the items made or techniques learned in the class to the Scholarship committee to be reviewed and published in the BAM newsletter no later than 3 months after attending the event AND within 1 year of the event, I will present a demonstration of the newly learned skills at a BAM meeting or complete a video to be placed in the BAM library.

One third of the total assistance amount will be awarded before the event, one third on submission of the article to the Tuition Assistance Committee, and one third after presenting the demonstration or video at a BAM event.

I understand that I am responsible for payment to the school or event.
The assistance is a reimbursement of the approved costs listed above.

Send tuition assistance applications to:

Orry Harbit 217 Phelps Street Windsor, Mo. 65360 660-287-5917

This page may be printed

New Members

William Orscheln

Mark Russo

Steve Hartman

Larry Middlekauff

Kathy Linster

Dustin King

Jamie Nossaman

Garth Owens

Ryan Schmidt

Dennis Bruna

Ethan McCoy

Jason Crumley

Scottie McCoy

Billy Roberts

Ben Overton

Eric Neal

Bob & Christy Leazer

Dale Martin

Frank Comly

Luke Pieper

Beginner & Intermediate classes are being held at Mueller Industries (via Craft Central), 12951 Maurer Industrial Drive, St. Louis, MO 63127

To see class listings or to register for classes, visit our website, craftstl.com

For more information call 314-842-0796 or email;

Brendan@muellerstl.com

Matthias Penn is offering introductory & beginning blacksmith classes. 417-543-2148

Tytheblacksmith@yahoo.com Ava Mo.

Tong Making Class-Weekend Course, 4 people per class - \$125 per person. Contact: Charles Comstock, Rt.1 Box 20, Deerfield,

MO. 64741 (417) 927-3499, or (417)-321-2286 cell

Oldschoolcrafts Blacksmith School, Joe Davis 12625 Lawrence 1175, Mt Vernon, MO 65712 phone 417-461-0387 on the web www.oldschoolcrafts.org E-Mail oldschoolcrafts@hotmail.com

Classes Offered, The Farrier's Wife Blacksmith Shop. 17332 EE Hwy. Ste. Genevieve, Mo. 63670

Lisa Thompson 573-984-9013 See on Facebook.

Email: thefarrierswifeblacksmithshop@gmail.com

Missouri School of Blacksmithing

Class prices, descriptions, prerequisites,
and skill Levels are in the catalog.

Give us a call for more information, or to receive a catalog!

Matthew Burnett
Missouri School of Blacksmithing
3100 NW Winchester Road Cameron, MO 64429 816-
575-2798
mo-schools.com

Upcoming EVENTS

March 19th and 25th BAM Mobile Training Station. Ray Scott 20588 St. Rd V, Eminence, Mo. 65466 Beginning Blacksmith classes. Contact Don Anders 636-295-2451

April 2, 2022 - Meeting - Tom Kennon Blacksmith Shop 200-298 Franklin St. Doniphan, Mo. Trade Item: Decorative Fire Poker Lunch Available.

30th. Annual BAM Ozark Conference, Sedalia Mo. April 28th. - May 1st. 2022 *
Demonstrators: Kirk Sullens, Lin Rhea, and John Lovin
Flyer on the website and in the mail.

ABANA 2022 Conference - May 11-14th. Denton Fair Grounds. Denton Texas
www.abana.org

June 25th, 2022 - Meeting - Clyde Welch Welding Shop and Pioneer Village
3564 Hwy. T, Rosebud, Mo. 63091 Trade Item: Belt Buckle

August 11-21st. Missouri State Fair. Contact Hollis Harbit to get on the list to volunteer.

August 27th., 2022 - Meeting - Willy Bagley 9940 Rd. 2302, Chillicothe, MO. 64601
Trade Item: Fancy Handles Lunch Available.

October 8th, 2022 - Meeting - The Blacksmith Shop at The Brady Steam Engine Showgrounds
Boonville, Mo. Bring chairs and lunch. No food provided.
Trade Item: TBD

December 3, 2022 - Meeting - Advance Welding and Ornamental Iron. 651 S. Kansas Ave.
Springfield, Mo. 65802
Lunch and trade item TBD

***To Celebrate our 30th BAM conference, members who pre-register by April 1, 2022, will not need to pay registration fee.**

Members who register late will need to pay the late fee, but not registration fee. Members will still be responsible for fees related to meals, classes, or other conferences expenses. If you are not a member you can join by paying the \$30.00 membership fee and avoid the registration fee. Registration flyer to be published later in the year.

Coal Stations

Coal Captain: Bob Alexander

Price per bag:

BAM Members \$18.00

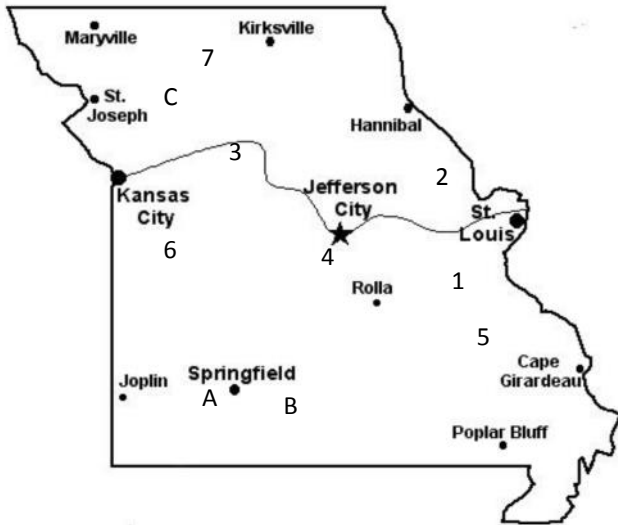
Non Members \$23.00

Member's pickup at Bob Alexander's - \$16.00

Non-Members pickup at Bob Alexander's \$21.00

Coal keepers earn \$5.00 per bag

Bags are approximately 50lbs. each



A few notes on our coal:

1) Not all coal is created equal. The coal we buy is from the West Virginia to Pennsylvania vein and is a high metallurgy grade unlike coal from other areas.

2) Raw coal from the bagging company is stored outside which allows it to get rained on, (rain is water which weighs 8.4 pounds to the gallon). If the coal is bagged wet and then dries out the weight will change.

3) The coal fines which when mixed with water to form a paste burns along with the chunks of coal but during shipping and handling may sift out of the bags causing a weight loss.

So, the bottom line to all of this is we are selling coal in approximately 50 pound bags.

BAM COAL

1. Bob Alexander (636) 586-5350
14009 Hardin Rd.
DeSoto, MO 63020
2. Ken Jansen (636) 295-8490
2257 Carter Rd.
Moscow Mills, MO 63362
3. Doug Clemons (660) 631-1257
29377 Durango Ave.
Malta Bend, MO 65339
4. Bernie Tappel (573) 496-3793
204 Hidden Valley Road
Jefferson City, MO 65101
5. Bob Maes (573) 866-3811
Route 1 Box 106 K
Millersville, MO 63766
6. Bryan Lillibridge (660) 638-4536
1545 NW 300
Urich, MO 64788
7. Bill George (660) 247-0426
19133 LIV 355
Chillicothe, MO 64601

Non BAM Coal

- A. Tim Johnson @ Advanced Welding, Springfield, MO. 417-886-8032 - Pocahontas Coal \$.40/lb. cash, \$.50/lb. check/debit. Bring your own containers.
- B. Blacksmithing Coal for sale \$12 per approximate 50 lb. bag with bulk delivery available. Matthias Penn, Rt. 1 Box 479, Ava, MO. 65608. 417-543-2148. Or e-mail tytheblacksmith@yahoo.com.
- C. Coal for sale \$18 per approximate 50 lb. bag. Missouri School of Blacksmithing Matthew Burnett 816-575-2798, 3100 NW Winchester Rd., Cameron, MO. 64649

BAM Tailgate

Buy, Sell, Trade

Individual Classified ads:

For Sale: 1 Steel layout table: 27 in. x 39 in. No stand. Asking price \$75.00
ESAB, PCM-750i L-Tec plasma cutter. 50 amp output. 220v single phase 50 amp input. Thermacut PT-23 torch with 12ft. Leads. Asking price \$750.00
Don Birdsall 636-293-6939

For Sale: 330 Lb. Euroanvil Excellent condition
Side Shelf, Upsetting block, Wooden stand
\$2200.00
William (Toby) Tobler 816-419-4308

BAM Books from Jan/Feb 1994 - Present & binders for sale. Contact James Conway 563-366-4244

Commercial / Resource ads:

Roller Blade Treadle Hammers (Clay Spencer design) for Sale or Workshops led to build hammers.
Bob Alexander, e-mail to scruboak4@netzero.com, or call 636-586-5350.

Tire Hammer Plans by Clay Spencer
Send Paypal for \$30 to clay@tirehammer.com Or check/money order to 73 Penniston Pvt. Dr. Somerville AL 35670. I can mail a copy or email PDFs.

Beverly shear blades sharpened. Remove blades and mail to Scott Kretschmer, 196 Mule Deer Drive, Loveland, CO 80537. Include check for \$50, covers return shipping. Deep notches/wrong sharpening may cost extra. Scott@kretschmershops.com, 970 567 2609

Information / Education:

Missouri School of Blacksmithing Cameron, MO
Instruction by Matthew Burnett
Group and Individual classes offered.
816-575-2798

Beginner & Intermediate classes are being held at Mueller Industries (via Craft Central), 12951 Maurer Industrial Drive, St. Louis, MO 63127
To see class listings or to register for classes, visit our website, craftstl.com
For more information call 314-842-0796 or email; Brendan@muellerstl.com

Classes Offered, The Farrier's Wife Blacksmith Shop. 17332 EE Hwy. Ste. Genevieve, Mo. 63670
Lisa Thompson 573-984-9013 See on Facebook.
Email: thefarrierswifeblacksmithshop@gmail.com

Tong Making Class-Weekend Course, 4 people per class - \$125 per person. Contact: Charles Comstock, Rt.1 Box 20, Deerfield, MO. 64741 (417) 927-3499, or (417)-321-2286 cell

Blacksmith's Journal, Instructional back issues by Jerry Hoffman are available online at www.blacksmithsjournal.com

Classes offered, The Ornamental Iron Shop
Contact the instructor to register and customize your class. John D. Thompson – Metalsmith
3923 Hwy 25; Hodges, SC 29653 864-374-3933

Classes at Pieh Tool Company, Inc. - Camp Verde, AZ Call for more information and to enroll: (928) 554-0700 or (888) 743-4866.
www.piehtoolco.com.

Matthias Penn is offering introductory & beginning blacksmith classes. 417-543-2148
Tytheblacksmith@yahoo.com

Oldschoolcrafts Blacksmith School, Joe Davis
12625 Lawrence 1175, Mt Vernon, MO 65712 phone 417-461-0387 on the web www.oldschoolcrafts.org E-Mail oldschoolcrafts@hotmail.com

David Norrie blacksmithing school in Colorado
David Norrie 970-215-4666 www.davidnorrie.com
www.forgewithintention.com

Power Hammer page

I've taken some time to collect and post old info, catalogs and brochures on power hammers. The link of our NEB web page to this information is: <http://www.newenglandblacksmiths.org>

Rochester Arc & Flame Center! Featuring Blacksmithing, Welding & Glass Blowing, over 30 classes available for all levels of interest, www.rocafc.com
585-349-7110

Products:

Blacksmith Supply

Wide variety of Blacksmithing tools, equipment and supplies. Tom Tongs, Smithin Magician, Anvils, Forges, Fly Presses, Hammers, Punches, and more.

Website: www.blacksmithsupply.com

Phone: 1-804-530-0290

PO. Box3766 Chester, VA 23831

Little Giant

Genuine Little Giant parts for your Little Giant Power Hammer.

Owners: Doug Klaus And David Sloan

Website: littlegianthammer.com

Phone: 402-873-6603

Email: contact@littlegianthammer.com

US mail: 48182 SW 32nd Rd. Odell, NE 68415

Forge-Aprons offers many different styles of leather blacksmith aprons; the Original bib, the Short bib, the Full-Cut bib which offers greater chest coverage, the Lap apron, three sizes of Kid's aprons, a Budget apron, a Women's cut, and Aussie Forge aprons.

www.Forge-Aprons.com

Heavy-Duty Fry Pan Blanks 9" diameter, tapered sides 12

Or 13 gauge steel (approx.2 pounds) no predrilled holes for the handle \$14.00 each..1-4, \$12.00 each.5-9, \$10.00 each...10+. Shipping: \$5.00 plus\$1.00 each frypan Bob Tuftee 563-349-3369 21718 277th Ave LeClaire, IA 52753

L Brand is the Official Coke of the WCB and Kentucky Horseshoe School. Now packaged in 50lb.

bags on pallets

Website: www.BlackSmithCoke.com

Mobile: 678-360-3521

email: lbrandforgecoke@gmail.com

Kayne and Son Custom Hardware, 100 Daniel Ridge Road, Candler, NC 28715. (828) 667-8868 web site: www.blacksmithsdepot.com.

Offering a full line of blacksmithing equipment. We ship and accept Visa and Mastercard.

Chile Forge- Next generation gas forges

www.chileforge.com David Starr 520-312-0000

D.L. Schwartz Co. Blacksmith and Farrier supplies.

2188 S. US 27, Berne, IN. 46711, 1-800-955-3064

USA Dealer for REFFLINGHAUS ANVILS, 77 to 1250 lb. European 2 horn with or without upsetting block & side shelf. Over 100 sizes and styles available. Guaranteed face @ HRC59

Dick Nietfeld www.blksmith.com Phone (308) 384 1088

Custom T-shirts

Contact Heather & Jon McCarty if you are wanting custom t-shirts with your logo. We are able to produce custom vinyl, screen-print, or sublimated products. Contact us at hmcrafty@gmail.com or 636-359-1232. visit us on FaceBook at **Craf-Tee Creations**

Holland Anvil

Anvils, Swage Blocks, and more.

www.hollandanvil.com

Wanted:

Blacksmith business cards. I would like to put together a collage of Blacksmith business cards. Bring them to a meeting or mail them to me. Bruce Herzog 2212 Aileswick St. Louis, MO 63129

Demonstrator List

Fred Weisenborn has started a list of members available for demonstrations, fairs, historic events, and festivals, etc. 417-589-2497 e-mail: jweisenb@llion.org

Around the Anvil BAM has its very own E-Mail news group. If you would like to participate there is a sign up link on the bamsite.org or send an E-Mail to Terry Humphries at thumphr@south40.org and he will get you signed up.

Ad Policy: Blacksmith related ads are free to BAM members. Personal ads will run for two issues.

Resource ads are ongoing at my discretion. Send to BAMeditor2015@gmail.com, or call 816-296-3935

BAM
P.O. BOX 127
DONIPHAN, MO. 63935

Please send changes to Chris Miller, P.O. BOX 127 Doniphan, MO 63935

Next Meeting: April 2nd, 2022

Hosted By: Chris Miller at The Tom Kennon Blacksmith Shop
200-298 Franklin St. Doniphan, Mo. (see flyer inside pg.20)

Lunch Available

Trade Item: Decorative Fire Poker

