


# RAM

September / October 2019



September / October 2019  
Volume 36, No 5

# Blacksmith Association of Missouri

## Table of Contents

BAM / ABANA application	3
Presidential Address	5
2019 State Fair	6
State Fair Photos	7
Meeting Minutes ~ September	9
September Meeting Photos	10
Iron In the Hat ~ September	12
Sept. Meeting Trade Items	13
2 Candle Chandelier	18
Map for November meeting	22
Upcoming Events	23
Coal Map	24
Tailgate	26



**Editors**

Jon and Heather McCarty

**Contributing Writers**

Bob Stormer  
Don Anders

**Contributing Photos**

Bruce Herzog  
John Sherwood  
Bob Stormer

**President's Message**

Steve McCarthy

**Mailing Labels**

Bruce Herzog

The Newsletter of the Blacksmiths Association of Missouri is published six times a year and is mailed to members of BAM. The annual fee for regular membership is \$30/year; a portion of this amount is for a subscription to this newsletter for one year. Editorial inquiries should be addressed to : Jon McCarty 815 Miller Street, New Haven, MO 63068; (636)432-4468, or send an email to: bameditor2015@gmail.com BAM membership inquiries should be addressed to: Bruce Herzog, 2212 Aileswick Dr. St. Louis, MO 63129 (314) 892-4690 or send email to bjherzog@charter.net. Occasionally some material will be copyrighted and may not be reproduced without written consent by the author. BAM welcomes the use of any other material printed in this newsletter provided the author and this organization are given credit.

**Membership Application**

Name: \_\_\_\_\_

Address: \_\_\_\_\_

City: \_\_\_\_\_ State: \_\_\_\_\_

Phone: (    ) \_\_\_\_\_

Zip: \_\_\_\_\_

E-mail: \_\_\_\_\_

New Member     Renewal     ABANA member

Are you interested in taking a class?

How did you learn about BAM?  
\_\_\_\_\_  
\_\_\_\_\_  
\_\_\_\_\_

**ABANA Membership Application**

Primary ABANA Charter Affiliation: \_\_\_\_\_

Name: \_\_\_\_\_

Address: \_\_\_\_\_

City: \_\_\_\_\_ State: \_\_\_\_\_

Phone: (    ) \_\_\_\_\_ Zip: \_\_\_\_\_

New Member     Renewing Member

*Includes a Subscriptions to the Anvil's Ring and The Hammers' Blow magazines*

Regular Member -----\$55 yr.

Senior Citizen (Age 65+) -----\$50 yr.

Full time student -----\$45 yr.

Overseas airmail -----\$80 yr.

Overseas surface mail -----\$65 yr.

Contributory-----\$100 yr

**Officers:**

**President**

Steve McCarthy

**1st Vice President**

Kent Harbit

**2nd Vice President**

Mark Lawson

**Secretary**

Bob Stormer

**Treasurer/Membership**

Bruce Herzog

**Treasurer/Conference**

Kent & Deanna Harbit

**Web site**

www.bamsite.org

**Web Master**

Bernie Tappel  
bamweb@embarqmail.com

**Mobile Training Station**

Don Anders

**Librarian**

Karen Bouckaert

**Conference Chair**

Michael Gorzel  
Ashley Farnsworth

**Coal Captain**

Bob Alexander

*Send this form in an envelope with your payment to:*

BAM  
C/O Bruce Herzog  
2212 Aileswick Dr.  
St. Louis, MO 63129

I \_\_\_\_\_ hereby apply for membership in the Artist-Blacksmith's Association of North America and enclose \$ \_\_\_\_\_

MasterCard  Visa  Check/Money Order

Card Number

Esp Date:   
(Required)

Checks must be in U.S. Currency

**SEND RENEWAL TO:**

**ABANA Central Office**

259 Muddy Fork Rd, Jonesborough, TN 37659

**Dues Distribution:**

1 year subscription Anvil's Ring: 68.5% \$24

Adm. Offices & other ABANA projects (Conferences, ect): 31.5% \$11

The Blacksmiths' Association of Missouri is an affiliate of the Artist Blacksmiths' Association of North America, and is devoted to the preservation and advancement of blacksmithing and to communication among blacksmiths in Missouri and surrounding areas. The Newsletter of the Blacksmiths' Association of Missouri's goal is to support these aims. Letters to the editor, tech tips, tools for sale or anything else which furthers these ends will be considered for publication.

The Newsletter of the Blacksmiths' Association of Missouri and its members do not manufacture, distribute, sell, test, warrant, guarantee, or endorse any of the tools, materials, instructions or products contained in articles or features in the Newsletter of the Blacksmith Association of Missouri. The Newsletter of the Blacksmiths' Association of Missouri disclaims any responsibility or liability for damages or injuries as a result of any construction, design, use, manufacture or other activity undertaken as a result of the use or application of information contained in any articles or features in the BAM Newsletter. The Newsletter of the Blacksmiths' Association of Missouri assumes no responsibility of liability for the accuracy, fitness, proper design, safety or safe use of any information contained in the Newsletter of the Blacksmiths' Association of Missouri.

---

# President Report

By: Steve McCarthy

It is always a pleasure to go to Ned and Ester Digh's meeting. The drive from my house isn't too bad, Ned and Ester are super hosts, the food is always good, and they always have a great demonstrator. This time that was Neal Port. For those that don't know Neal, he has been a fulltime farrier for 30 something years. Neal swings a hammer every day and that shows in the cleanness of his work. Neal's demo was doing what he does, making horseshoes. Blacksmiths and farriers often give each other a hard time about any number of things, but we all do the same basic operations. All the technique used in making shoes are also used in general blacksmithing. Neal may swing an awful long handled hammer, but he sure does some fine work with it.

On a sad note, John Huff has passed away. John missed very few meetings and always had a cheerful smile and encouraging words. John was a huge supporter of our Iron in the Hat, both in the purchase of tickets and donating items for it. John will surely be missed. Please keep his family in your prayers.

The Saturday before the meeting, Lori, Aaron and I went to see Bernie and Patti at the steam engine show in Boonville. It had been a long time since I had been to one of these and my first time at this one. We had a blast. Along with all the tractor and gas engine sheds, the steam association has a blacksmith shop. Bernie and Alex were slaving away pretty much the whole time and Patti was tending to the sales table. We had a great time and hope to attend again.

It's never too early to start getting ready for conference. Start now making tools for the BAM tool boxes. These are a big source of ticket sales at conference. Anything you can donate for the boxes is appreciated.

Until we meet again, Happy Hammering.



# Editor Notes

By: Jon McCarty

## ABANA 2022 Conference

I was contacted by Leigh Morrell the current ABANA President. He asked me to get with our Conference board we have to discuss some questions he had about the 2022 conference. They have a board meeting coming up in November and it is my understanding they want to make a decision on where the conference will be held in 2022.

It may have been a misunderstanding on my part, I explained that we did not yet have a conference board until we knew we were having a conference in Missouri. Some of the questions he asked were about the site, travel, lodging, and camping. At the time of writing this I am getting those answers and will have them to ABANA already.

Now to my point, I need to know who is interested in being on conference board. These folks would be the ones to decide what direction we want to go with a conference in MO. They were wanting to know what we wanted to see happen in Missouri at our ABANA Conference, if we had any themes in mind, and if we had any idea on what type of budget we were looking at.

Shoot me an email @ [BAMeditor2015@gmail.com](mailto:BAMeditor2015@gmail.com) and let me know if you are interested in joining Pat and me on the conference committee.

## Newsletter

Bob Stormer has asked us to find other members to write articles for the newsletter. We need anyone willing to write about the demonstrations at our meetings as well as at our conference or anything else related to blacksmithing. Bob has been an amazing asset for Heather and I during the 4 years we have been doing the BAM newsletter. So please if you have ever thought you might like to help out, take this opportunity to contribute to our newsletter. Please understand, you do not need to be outstanding writers to write articles. Jot stuff down and we can help put them into articles. Thanks.

Jon

# 2019 BAM Missouri State Fair Participation

By: Bob Stormer

Once again, thanks to the efforts of Kent Harbit and his brother Hollis, BAM made a good showing at the 2019 Missouri State Fair for Aug 8th to Aug 20th. In case you're new to BAM, Kent coordinates the BAM participation with the State Fair folks to make sure we have what we need. The state fair folks provide the tent, about 40'x20', on a very popular corner, with a tram stop out front. Very good exposure. See Figure 1. They also provide free fair admission and very good free parking for BAM participants. BAM provides two coal forges and three anvils, vises, coal, and tables for your display/sales items. In return BAM agrees to have blacksmith demonstrations during the hours of 9AM to 7PM. I forgot to ask Kent how many smiths usually help out during the 10 days of the fair, but my guess is around 20 or so.

If you are fairly new to blacksmithing, there are always some experienced smiths willing to help you learn. I heard that before we got there, Don Nichols had helped a young lady named Christin Parker make a few hooks. The participants are required to bring whatever hand tools and material they want to work with. There is also enough time for socializing and talking with visitors who stop by.

My wife and I were only there Monday and Tuesday, Aug 12th and 13th this year, and during those two days there was about ten BAM members who came to demonstrate and talk with the visitors. One of them said he had very good sales on previous Saturday and Sunday. In past years there were antique tractors set up in the parking lot behind the BAM tent. This year the St. Louis Budweiser Clydesdale Team was set up there. Very cool! See Figure 2. John Kirby, one the BAM demonstrators, was able to talk one the team handlers out of a Clydesdale horseshoe. See Figures 3 and 4. He made a large hoof pick using about 1/4 of the horseshoe. Generally, there are enough BAM members present to allow time to wonder around the fair and see what else is there.

It seems every year there are some weather events at the fair, and this year while we were there the tent across the street from the BAM tent was torn up in an overnight storm and had to be taken down. The BAM tent had no damage.

I would urge beginning smiths to strongly consider this as an opportunity to demonstrate in a no-pressure

environment, and learn from multiple smiths at the same time. Put it on your calendars for next year. I would also encourage smiths with some inventory for sale to go and put it on the tables Kent sets up. It's a low-cost way, especially if you stay in the camp grounds, to sell your goods and visit with a lot of people.



Figure 1



Figure 2



Figure 3



Figure 4

# 2019 BAM Missouri State Fair Photo Gallery







---

# Meeting Minutes ~ September Meeting

By: Bob Stormer

President Steve McCarthy opened the meeting by thanking Ned and Esther Digh for hosting the meeting, and Neal Poort for demonstrating.

CORRECTION to August BAM meeting minutes: I mis-quoted the theme for the 2020 BAM Conference in the August meeting minutes. It should have been:

“PRESERVING THE PAST WITH A VISION FOR THE FUTURE”.

If you have a design for the logo using this theme, please contact Karen Bouckaert at 636-673-1996.

Bruce gave the financial report and membership status. We had a net increase of 7 members since the last meeting, resulting in 610 members.

Mike McLaughlin presented a BAM scholarship report by saying that there no outstanding scholarships and no current requests for scholarships. There is money available and BAM will pay up to \$1000 to help cover the class and part of the travel expenses.

Bob Ehrenberger wasn't at the 2019 BAM Conference to receive his BAM Life Member Award. Steve presented him with the award at this meeting.



Steve McCarthy announced that we are in need of some new people to submit technical articles to the BAM newsletter. These can either be meeting demo write-ups or any blacksmith related “How-To” articles. Steve mentioned that Bob Ehrenberger did a lot of the meeting demos as editor and Bob Stormer has written a lot of them since Bob E. retired as editor.

Bob Stormer is backing out for a while to allow some new talent with better writing skills to help keep the well-respected newsletter supplied with fresh ideas.

Bob Stormer has BAM business cards that members could take to hand out at any public events they attend. If you are going to be attending any event where blacksmithing may be an interest to the attendees, please contact Bob to get some cards to hand out.

Bernie Tappel suggested we get started on conducting some power hammer classes to make good use of our new 100 lb. Murray Power Hammer. The first classes, which may start early next year will be limited to 5 to 8 members and will likely address safety issues and possibly some tool making and power hammer use techniques. More information will be available later. Don Nichols suggested conducting a class on power hammer safety at the 2020 BAM Conference, possibly Thursday afternoon, since the hammer is expected to be in use Friday and Saturday.

Steve mentioned that John Huff, a prominent member of BAM, has passed away at his home in Rolla, MO. The funeral will be September 21st in West Plains, MO where John grew up. Information is available on the BAM website. He will be missed for many reasons, but especially whenever an Iron-In-The-Hat is being conducted at the meetings.

Someone asked if there was any news from ABANA about whether BAM would be asked to host the 2021 ABANA Conference. Pat McCarty said he hasn't heard anything and expects it be to discussed at the November ABANA board meeting.

Steve reminded everybody that the BAM tool boxes that were raffled at the 2019 conference were a little sparse on tool donations and we need to get started early on plans to fill them with home made or commercial blacksmith tools for 2020. He asked if we had a volunteer to build the boxes this year, and I think I heard someone say Mike Gentsch was doing it again, but I didn't hear whether Mike agreed with that.

There were a few new members at the meeting so Steve mentioned Around-The-Anvil as an excellent way to get fairly instantaneous news about BAM, unless you live in Osage Bluff. Bernie noted that instructions for joining Around-The-Anvil are on the BAM website.

# September Meeting / Photo Gallery

Don Anders is the MTS coordinator and mentioned that he had a request for some Boy Scouts to use it April 4th, 2020 at the Beaumont Scout Reservation for a training class. BAM members would be required to assist and all the requirements for use of the MTS will need to be agreed to. A motion was made to approve the use pending compliance with our requirements, seconded and passed with a show of hands. Bill George also mentioned another requested use of the MTS for Oct 26th, 2019 at LaPlata, MO. This is the same group that used it last year, with Willy Bagley and Bill George coordinating for BAM, after the scouts met all the BAM conditions. A motion was made, seconded and passed, again with the condition all requirements are met again this year.



The BAM meeting was adjourned.



New Members:  
Seated L to R: Jared Wortmann,  
Levi Prusia, Hollis Harbit, Alex Schannuth.  
Standing L to R: Chip Sloan, Ron Patterson, Carl  
Robinett, Devin Robinett, Travis Mosley.



---

# Photo Gallery ~ September Meeting



# Iron In the Hat - September Meeting

## Donated by

Neal Poort  
 Tom Patterson  
 Ned Digh  
 Hollis Harbit  
 Ned Digh  
 ???  
 John Huff  
 Ned Digh  
 Pat McCarty  
 Karen Bouckaert  
 Chuck Schumann  
 Chris Miller  
 Willy Bagley  
 Dan Wedemeyer  
 Chuck Schumann  
 Ned Digh  
 Karen Bouckaert  
 Dennis Marshall  
 Donny Shilling  
 John Coats  
 Karen Bouckaert  
 Chuck Schumann  
 Esther Digh  
 Neal Poort  
 Neal Poort  
 Neal Poort  
 Ned Digh  
 Tom Patterson  
 Ned Digh  
 Donny Shilling  
 David Rosemann  
 Scott Stager  
 Chuck Schumann  
 Bill George

## Won By

John Huff  
 John Huff  
 John Huff  
 John Huff  
 John Huff  
 John Huff  
 Devin Robinett  
 Tom Patterson  
 Karen Bouckaert  
 Fred Arnhold  
 Ned Digh  
 Devin Robinett  
 Travis Mosley  
 Jared Wortmann  
 Donny Shilling  
 Willy Bagley  
 Eileen Sherwood  
 Bernie Tappel  
 Hollis Harbit  
 Don Nichols  
 Bill George Golden  
 Hollis Harbit Large  
 Karen Bouckaert  
 Scott Stager  
 Mike McLaughlin YAY  
 Mike McLaughlin YAY  
 Dan Wedemeyer  
 Tom Patterson  
 Mike Gentsch  
 John Kirby  
 Bernie Tappel  
 Jake Jacobs  
 Don Anders  
 Charlie Carpenter

## Item

Demo Horseshoe  
 Garage Door Spring  
 Springs  
 3/8" rods  
 Axe/Splitting Maul  
 Garage Door Spring  
 Bucket of Horseshoes  
 Ford Side Mirror  
 Titanium Leaf  
 Buckets  
 J-Bolts  
 Breast Drill  
 Lawn Mower Blades  
 Misc. Steel Pieces  
 Crowbar Ends  
 Bookcase  
 Rebar  
 Air Bottle  
 Road Pins  
 Horseshoe Files  
 Age of Iron – Book  
 Sanding Belt  
 Folk School Cook Book  
 Demo Horseshoe  
 Demo Horseshoe  
 Demo Horseshoe  
 Grinder  
 (Huh?) Awesome Orange  
 Coil Spring  
 Road Pins  
 Magnets  
 Twister Kit (Monkey Wrench)  
 Shop Clock  
 Honey & Bees Wax

## Trade Items ~ September Meeting

### Not Pictured:

**Made By:** John Coats  
**Traded To:** Bill George

**Made By:** Bill George  
**Traded To:** Mike McLaughlin

**Made By:** Willy Bagley  
**Traded To:** John Kirby



**Made By:** Dennis Marshall  
**Traded To:** Neal Poort



**Made By:** Danny Shilling  
**Traded To:** Charlie Carpenter



**Made By:** John Sherwood  
**Traded To:** Chris Miller



**Made By:** Mike Maddox  
**Traded To:** Pat McCarty



**Made By:** Pat McCarty  
**Traded To:** Bernie Tappel



**Made By:** Charlie Carpenter  
**Traded To:** John Sherwood



**Made By:** Mike McLaughlin  
**Traded To:** Willy Bagley

## Trade Items ~ September Meeting



**Made By:** Steve McCarthy  
**Traded To:** Randy Carrier



**Made By:** Randy Carrier  
**Traded To:** Mike Maddox



**Made By:** Jared Wortmann  
**Traded To:** Danny Shilling



**Made By:** Kent Harbit  
**Traded To:** Tom Patterson



**Made By:** Chris Miller  
**Traded To:** John Dilsaver



**Made By:** Hollis Harbit  
**Traded To:** John Coats



**Made By:** John Dilsaver  
**Traded To:** Hollis Harbit



**Made By:** John Kirby  
**Traded To:** Bob Stormer



**Made By:** Tom Patterson  
**Traded To:** Kent Harbit



**Made By:** Neal Poort  
**Traded To:** Dennis Marshall



**Made By:** Bob Stormer  
**Traded To:** Steve McCarthy



**Made By:** Bernie Tappel  
**Traded To:** Jared Wortmann

# Scholarship Application

Name:

Address:

Phone & Email:

What class or event do you wish to attend?

Where:

What is the cost?

Tuition:

Travel:

Lodging:

Other:

Briefly, describe how attending the particular class/event will advance your blacksmithing skills and be helpful in promoting the craft of blacksmithing. Identify the specific skills you expect to learn during this learning experience. (Additional pages if necessary)

I understand that as a requirement of receiving this scholarship, I will be required to submit an article about the education experience attended with appropriate notes and diagrams to the BAM newsletter no later than 3 months after attending the event AND within 1 year of the event, I will present a demonstration of the newly learned skills at a BAM meeting or complete a video to be placed on the BAM library. One third of the total scholarship amount will be awarded before the event, one third on submission of the article to the newsletter editor, and one third after presenting the demonstration at a BAM event.

Signed \_\_\_\_\_ Date \_\_\_\_\_

Send Scholarship applications to:  
Mike McLaughlin, 122 Milwaukee, Lawson, MO 64062  
cowpie42@hotmail.com 816-296-3935

This page may be printed



---

# MTS Workshop

By: Don Anders

Number 1-beginner Workshop Saturday April 18th  
2020

Number 2-beginner workshop Saturday April 25  
2020

Location:

Ray Scott:

20588 State Road V  
Eminence, MO. 65466

No daytime phone number

Evening telephone number 573-226-5541

Start time 8:00 am. Sharp.

Students should be there and ready to go at 8:00 am  
both days.

Students must wear safety glasses while instruction  
and workshops are being run.

Students need to bring a lunch both days. Water will  
be available.

Students should wear cotton or wool clothing, no syn-  
thetic type of clothes.

Gloves and aprons are not provided.

Must be a BAM Member (Insurance requirement)  
\$30.00 dollars for a one year membership.

Cost of each workshop is: \$30.00 dollars per student  
per day.

Instructors are:

Ray Scott

573-226-5541

Don Anders

Directions to Ray Scott's Shop:

At Eminence, MO.

Go east on highway 106 five miles to highway V go  
north two miles.

Look for a white fence on right side of the highway,  
turn at the gate and drive down to the shop.

If not a member sends membership dues (\$25.00 dol-  
lars) to:

Bruce Herzog  
212 Aileswick Drive  
St. Louis, MO.

Send payment for workshops to Ray Scott at the  
above address.

Any questions call:  
Ray Scott

Thank you and hope to see you at the workshops.

## Note from Ned and Ester- Digh

Dear BAM Members,

Thank you for your generosity of cash and canned  
meat items for the local food pantry.

Ninety pounds of canned meats with a donation of  
\$154.46 and \$223.00 in cash was delivered to SERVE,  
Inc. the Monday after the meeting.

They were excited to receive the donation and at the  
time of delivery, the pantry was out of meat items to  
provide to its clients.

Thank you for giving,

Ned and Esther Digh

# Keep it Simple, Make it Elegant!

## 2 Candle Chandelier


By: James A. (Jymm) Hoffman



Many know me for doing historical reproductions and I want to make it clear that this chandelier design was given to me by Paul Browning of Sugar Grove, Ohio. I learned how to make it while working at Ohio Village in Columbus, Ohio in 1981. I am not sure when Paul came up with the design, but I do believe he created it. The only real change that I made is the candle holders. I use to follow his design of a Y shape, 3 leaf candle holder until recently. I have found the 2 leaves works fine and is much faster to make and uses less material. This is a great project for novices using a series of basic skills.

Materials:     3/8" Hot Rolled Round, 36" long, 1 piece for chandelier body  
                  1/4" Hot Rolled Round, 8" long, 3 pieces for S hooks  
                  1/4" Hot Rolled Round, 16" long, 2 pieces for Chain Bars  
                  16 Gauges sheet:     2 disks, 4" diameter for wax catchers  
  1" by 5", 2 pieces for candle holders

Forge shoulders on each end of the 3/8" x 36" chandelier body rod. Sometimes I punch holes in the flattened area at this time, other times I wait and drill holes after the body is finished.



Bend and upset corners for the wax catchers and candle holders in the vise.



Heat and bend the rod in the middle, leaving enough room for 1/2" rod to pass through.



Heat about 6 to 7 inches of the doubled over end. Try to get both sides the same temperature; I like a nice bright orange. Grip in the vise so that you hold both legs securely and twist fairly snugly to the 1/2" diameter rod. This will help to make a nice round eye. I like to make the eye line up with both legs. If necessary, I will gently but firmly put the twisted part in the vise to adjust the eye, making certain the center of the eye is in line with the centerline of the body of the chandelier. The body ends up being about 11 inches tall.



Curve one leg over the horn. If you do not want to make a jig, get one leg to the size you want, (mine are about a 4" diameter, making about an 8 inch spread) trace it on the face of the anvil with soap stone, and make the other one match. You can also mark your horn to help get it close. After this I move onto the decorative chain.



The decorative chain is 3 "S" hooks with two bars that have twisted eyes on each end to connect the hooks. The hooks are made from the 1/4" round, 8 inches long, and closed. When making them, leave hooks open enough to assemble, let air cool and you can close them cold on the final assembly. Each hook ends up being around 3 1/2" tall.



The twisted bars in the chain are made from the 1/4 inch round 16 inches long. Do not make a fine of a point on the ends as when making "S" hooks, too fine of a point twists up unevenly around the eye. I use a 3/8 inch round rod for these twists, again twisting snugly to the 3/8 inch rod helps form a nice eye. I then gently, but firmly hold the twist in the vise to adjust the eye, normally by carefully hitting with my hammer, to bring the center of the eye in line with the center of the 1/4 inch rod. The twisted bars end up being about 9 1/2" long.



For the wax catchers, I drill or punch the rivet holes first, or sometimes after forming the cup. In this case, it is for a 3/16 inch rivet. (I have cut nails for rivets, but they are a little harder than commercial rivets). I heat the material for the wax catchers up and toss them into a swedge block and form the cup, let these pieces air cool.



---

When making the candle holders I rough cut the leaf shape, not even attempting to cut the round section of the base with the shears. I use a sharp, (relatively new), 10 inch 1/2 round file to remove the material to form the round base and thin the area for the leaf to fold up.



Once all the “pieces parts” are made and cool enough to handle, I start assembling with the chandelier body and candle holders. With the 3/4 inch round bar vertically in the vise and long enough to be on the screw, I rivet the candle holder, wax cups and body together. If you put a little dimple in the top of the 3/4 inch bar, it will help hold and line up the rivet.



Once the candle holders are on the chandelier, I assemble the chain.

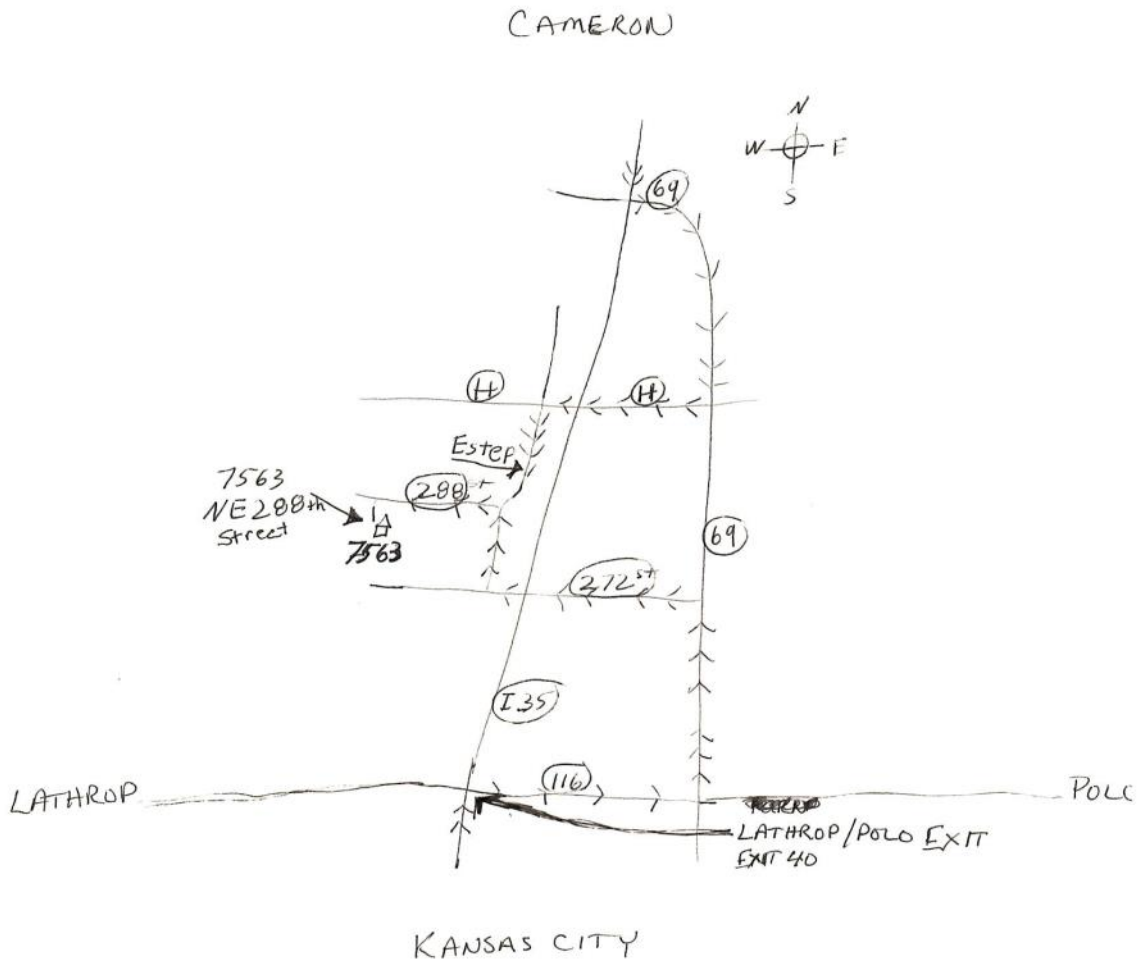


The last in assembly is the chain to the chandelier. Total length of the assembled chandelier and chain is about 38 1/2 inches.

Depending on what I have on hand, time, and customer's preferences, I either wax, oil, or clear coat the final product. An alternative is to use tung oil on the chandelier; it gives a nice satin finish.

# Next Meeting: November 2, 2019

**Hosted By:** Mark Lawson  
7563 NE 288th Turney, MO  
Phone: 816-462-8263  
(Do not use GPS—it will lead you wrong)



**Food will be provided**  
Donations will go to Veterans Community Project (Tiny Homes for Veterans)  
**Trade item:** Belt Buckle  
**Demonstrator:**

---



# UPcoming EVENTS

November 2, 2019 - Meeting @ Mark Lawson's Turney, MO

November 2, 2019 - Fire Fest, New Haven, MO

November 23, 2019 St. Clement's Day (Blacksmith Holiday)

November 29, 2019 Black Friday Hammer In, Ken Janson, Moscow Mills, MO

January 1, 2020 Hammer In Pat McCarty, Washington, MO

April 2020 - Meeting Donaphin - no date set yet.

April 30 - May 3, 2020 - BAM conference

June 2020 - Meeting Steve McCarthy - no date set

August 2020 - Meeting Willy Bagley - no date set

If there is an event that is not listed or a meeting that you are interested in hosting please contact us at [BAMeditor2015@gmail.com](mailto:BAMeditor2015@gmail.com).

# Coal Stations

**Price per bag:**

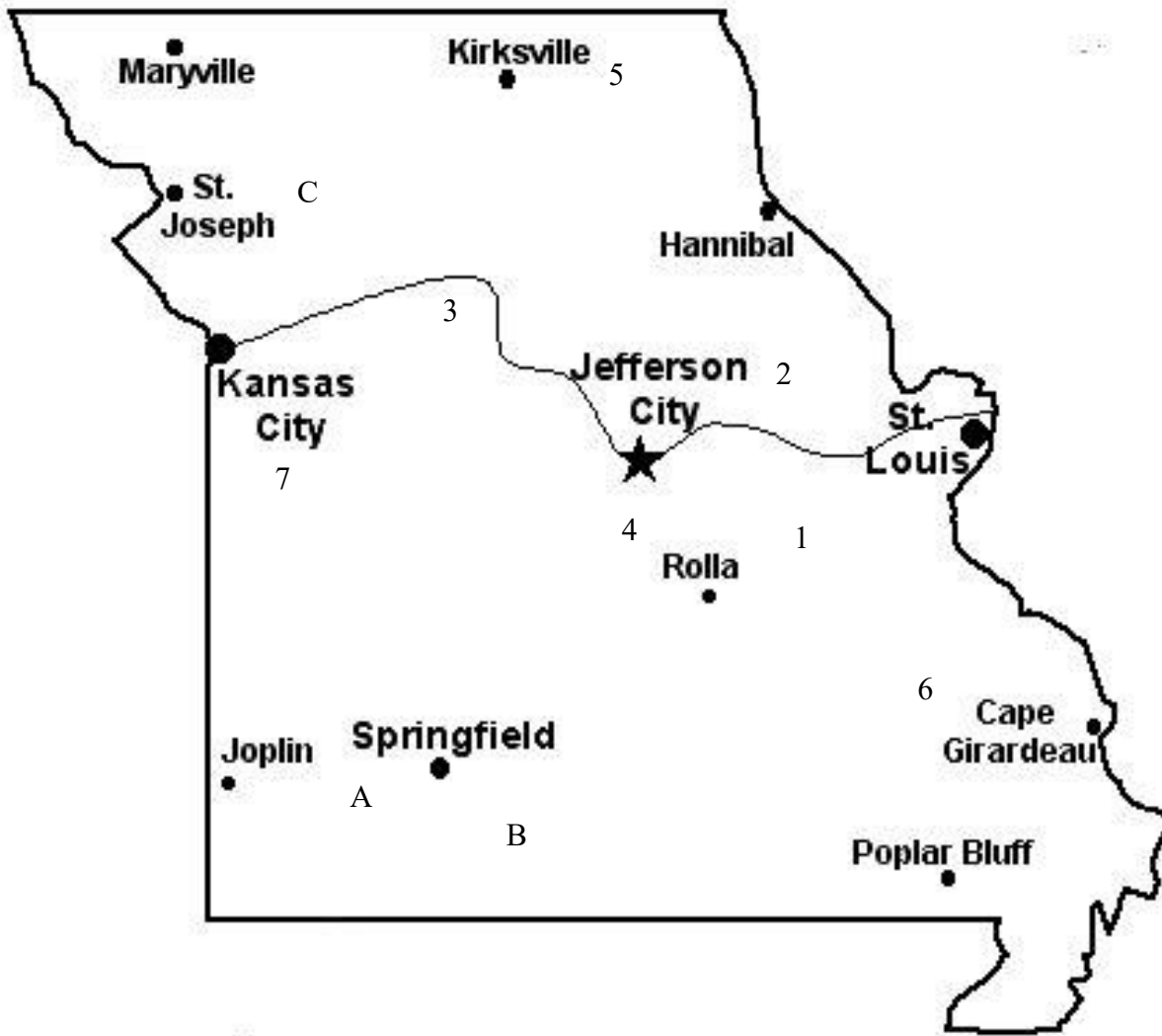
BAM Members \$15.00

Non Members \$20.00

Member's pickup at Bob Alexander's - \$13.00

Coal keepers earn \$3.00 per bag

Bags are approximately 50lbs. each





---

## BAM Coal

1. Bob Alexander (636) 586-5350  
14009 Hardin Rd.  
DeSoto, MO 63020
2. Ken Jansen (636) 295-5844  
2257 Carter Rd.  
Moscow Mills, MO 63362
3. Doug Clemons (660) 631-1257  
29377 Durango Ave.  
Malta Bend, MO 65339
4. Jerry Rehagen (573) 744-5454  
390 Bozina Valley Trail  
Freeburg, MO 65035
5. Joe Hurley (660) 988-8872  
or (660) 626-7824  
26306 State Hwy D  
Downing, MO 63536
6. Bob Maes (573) 866-3811  
Route 1 Box 106 K  
Millersville, MO 63766
7. Bryan Lillibridge (660) 638-4536  
1545 NW 300  
Urich, MO 64788

## Non BAM Coal

- A. Tim Johnson, Springfield, MO 417-886-8032 - \$.40/lb. check, \$.35/lb. cash. Bring your own containers.
- B. Good blacksmithing coal for sale \$12 per approximate 50 lb bag with bulk delivery available.  
Matthias Penn Rt. 1 box 479-S Ava, Mo. 65608. (417)-543-2148.  
Or e-mail [tytheblacksmith@yahoo.com](mailto:tytheblacksmith@yahoo.com).
- C. Coal for sale \$14 per approximate 50 lb. bag. Missouri School of Blacksmithing  
Matthew Burnett 816-575-2798, 3100 NW Winchester Rd Cameron, MO 64649

## Coal Specifics

A few notes on our coal:

- 1) Not all coal is created equal. The coal we buy is from the West Virginia to Pennsylvania vein and is a high metallurgy grade unlike coal from other areas.
- 2) Raw coal from the bagging company is stored outside which allows it to get rained on, (rain is water which weighs 8.4 pounds to the gallon). If the coal is bagged wet and then dries out the weight will change.
- 3) The coal fines which when mixed with water to form a paste burns along with the chunks of coal but during shipping and handling may sift out of the bags causing a weight loss.

So, the bottom line to all of this is we are selling coal in approximately 50 pounds bags.

# BAM Tailgate

## Buy, Sell, Trade

### Individual Classified ads:

**For Sale:** Anvil's Ring Magazine collection Sept '73 thru Present. \$350 Bob Woodard Edwardsville, IL 618-692-6508

### Commercial / Resource ads:

**Beverly Shear Blades Sharpened.** Remove blades from shear and ship to Clay Spencer, 73 Penniston Pvt. Drive, Somerville, AL 35670 \$41 includes return postage, additional cost for deep notches or blades previously sharpened at angle.

**Little Giant--** We can do repairs on any or all components of your Little Giant front assembly. Contact Roger Rice, Midwest Machine, 6414 King Road, Nebraska City, Nebraska 68410. (402) 873-6603

**Roller Blade Treadle Hammers** (Clay Spencer design) for Sale or Workshops led to build hammers. Bob Alexander, e-mail to scruboak4@netzero.com, or call 636-586-5350.

### Information / Education:

#### Missouri School of Blacksmithing

Cameron, MO

Instruction by Matthew Burnett

Group and Individual classes offered.

816-575-2798

**Tong Making Class-**Weekend Course, 4 people per class - \$125 per person. Contact: Charles Comstock, Rt.1 Box 20, Deerfield, MO. 64741 (417) 927-3499, or (417)-321-2286 cell

**Back issues** of Jerry Hoffmann's Blacksmith's Journal, Call 1-800-944-6134 for more information.

**Classes offered,** The Ornamental Iron Shop  
Contact the instructor to register and customize your class.

John D. Thompson – Metalsmith

3923 Hwy 25; Hodges, SC 29653 864-374-3933

**Classes** at Pieh Tool Company, Inc. - Camp Verde, AZ

The Bill Pieh Resource for Metalwork.

Call now for more information and to enroll:

(928) 554-0700 or (888) 743-4866.

[www.piehtoolco.com](http://www.piehtoolco.com).

**Mathias Penn** is offering introductory & beginning blacksmith classes. 417-543-2148

[Tytheblacksmith@yahoo.com](mailto:Tytheblacksmith@yahoo.com)

**oldschoolcrafts** Blacksmith School, Joe Davis 12625 Lawrence 1175, Mt Vernon, MO 65712 phone 417-461-0387 on the web [www.oldschoolcrafts.org](http://www.oldschoolcrafts.org) E-Mail [oldschoolcrafts@hotmail.com](mailto:oldschoolcrafts@hotmail.com)

**David Norrie blacksmithing school** in Colorado

David Norrie 303-859-0770 <http://www.forgewithintention.com>

or <http://www.davidnorrie.com>

**The Upper Midwest Blacksmiths Assoc (UMBA)**

video library. An index list can be viewed at

[www.umbaonline.org](http://www.umbaonline.org)

They are VHS or DVD-R Cost is \$5 each with \$2 per order shipping there is no return date, you keep the video for this price. All videos are made at group demos, no commercial titles.

#### Blacksmithing E-books on CD

Now eight titles are available on CD, \$4/each, or all eight books, \$24 postpaid. More books are in production and will be available soon- order on-line at [www.blacksmithingebooks.com](http://www.blacksmithingebooks.com), or check/MO to Brian Gilbert, 3404 Hartford Dr., Chattanooga, TN 37415.

**Tire Hammer Plans** by Clay Spencer

Send Paypal for \$30US to [clay@tirehammer.com](mailto:clay@tirehammer.com). Or check/money to 73 Penniston Pvt. Dr., Somerville, AL 35670. I can mail a copy or email PDFS.

Beverly shear blades sharpened. Remove blades, mail in small Flat Rate box, include check/money order for \$50, includes return postage. [clay@otelco.net](mailto:clay@otelco.net), 256-558-3658.

**New England School of Metalwork**

[www.newenglandschoolofmetalwork.com](http://www.newenglandschoolofmetalwork.com) 1-888-753-7502

## Power Hammer page

I've taken some time to collect and post old info, catalogs and brochures on power hammers. The link of our NEB web page to this information is: [http://www.newenglandblacksmiths.org/power\\_hammer\\_info.htm](http://www.newenglandblacksmiths.org/power_hammer_info.htm) Ralph Sproul

**Rochester Arc & Flame Center!** Featuring Blacksmithing, Welding & Glass Blowing, over 30 classes available for all levels of interest, [rocafc.com](http://rocafc.com)  
585-349-7110

## Products:

**Forge-Aprons** offers seven different styles of leather blacksmith aprons; the Original bib, the Short bib, the Full-Cut bib which offers greater chest coverage, the Lap apron, two sizes of Kid's aprons, a Budget apron and our brand new, limited edition Flame apron which features flame imprinted buckles and an anvil engulfed in flames on the logo pocket.  
[www.Forge-Aprons.com](http://www.Forge-Aprons.com)

**Heavy-Duty Fry Pan Blanks** 9" diameter, tapered sides 12

Or 13 gauge steel (approx.2 pounds) no predrilled holes for the handle \$14.00 each..1-4, \$12.00 each.5-9, \$10.00 each...10+. Shipping: \$5.00 plus\$1.00 each frypan Bob Tuftee 563-349-3369 21718 277th Ave LeClaire, IA 52753

**L Brand Forge Coke** now packaged in 50 pound bags on pallets. Send your zip code for a quote on price including delivery.1-678-360-3521 or [LBrand-ForgeCoke@aol.com](mailto:LBrand-ForgeCoke@aol.com).

**Chile Forge-** Next generation gas forges  
[www.chileforge.com](http://www.chileforge.com) David Starr 520/360-2141

**Kayne and Son** Custom Hardware, 100 Daniel Ridge Road,Candler, NC 28715. (828) 667-8868 fax (828) 665-8303, e-mail:

[kaynehdwe@charter.net](mailto:kaynehdwe@charter.net), web site:  
[www.blacksmithsdepot.com](http://www.blacksmithsdepot.com).

Offering a full line of blacksmithing equipment. We ship and accept Visa and Mastercard.

**D.L. Schwartz Co.** Blacksmith and Farrier supplies. 2188 S. US 27, Berne, IN. 46711, 1-800-955-3064

**SOFA** fire pots are once again available. For information contact Bob Cruishank, 1495 W. Possum Rd., Springfield, OH. 45506 Phone: (937) 323-1300 or [www.creativeironforge.com](http://www.creativeironforge.com) or [www.sofablacksmiths.com](http://www.sofablacksmiths.com)

**USA Dealer** for REFFLINGHAUS ANVILS, 77 to 1250 lb.

European 2 horn with or without upsetting block & side shelf.

Over 100 sizes and styles available. Guaranteed face @ HRC59

Dick Nietfeld [www.blksmith.com](http://www.blksmith.com) Phone (308) 384 1088

## Wanted:

**Blacksmith business cards.** I would like to put together a collage of Blacksmith business cards. Bring them to a meeting or mail them to me with your dues.

Bruce Herzog  
2212 Aileswick  
St. Louis, MO 63129

### Demonstrator List

Fred Weisenborn has started a list of members available for demonstrations, fairs, historic events, and festivals, etc. 417-589-2497 e-mail: [jweisenb@llion.org](mailto:jweisenb@llion.org)

**Around the Anvil** BAM has its very own E-Mail news group. If you would like to participate there is a sign up link on the [bamsite.org](http://bamsite.org) or send an E-Mail to Terry Humphries at [thumphr@south40.org](mailto:thumphr@south40.org) and he will get you signed up.

Check out back issues of BAM newsletter on [www.bamsite.org](http://www.bamsite.org). It now has a search feature to help you find old articles.

Ad Policy: Blacksmith related ads are free to BAM members. Personal ads will run for two issues. Resource ads are ongoing at my discretion. Send to [BAMeditor2015@gmail.com](mailto:BAMeditor2015@gmail.com), or call 636-432-4468

**BAM**  
2212 AILESWICK DR.  
ST. LOUIS MO 63129

Please send changes to Bruce Herzog, 2212 Aileswick Dr., St. Louis MO 63129 or e-mail to [bjherzog@charter.net](mailto:bjherzog@charter.net)

For Next Meeting map, see page 26 of this Newsletter.