

BAM

March / April 2019



March / April 2019
Volume 36, No 2

Blacksmith Association of Missouri

Table of Contents

BAM / ABANA application	3
Presidential Address / Editorial	5
Meeting Minutes ~ March	6
Iron in the Hat	7
Map for Next Meeting	8
Upcoming Events	9
March Meeting Demonstration	10
Trade Items	12
MO School of Blacksmithing	16
Scholarship Application	17
Tailgate	18
Coal Map	20
Relining a cast iron forge	22
March Meeting Photos	23



Editors

Jon and Heather McCarty

Contributing Writers

Bob Stormer
Bernie Tappel

President's Message

Steve McCarthy

Mailing Labels

Bruce Herzog

Contributing Photos

Bruce Herzog
Bob Stormer

The Newsletter of the Blacksmiths Association of Missouri is published six times a year and is mailed to members of BAM. The annual fee for regular membership is \$30/year; a portion of this amount is for a subscription to this newsletter for one year. Editorial inquiries should be addressed to : Jon McCarty 815 Miller Street, New Haven, MO 63068; (636)432-4468, or send an email to: bameditor2015@gmail.com BAM membership inquiries should be addressed to: Bruce Herzog, 2212 Aileswick Dr. St. Louis, MO 63129 (314) 892-4690 or send email to bjherzog@charter.net. Occasionally some material will be copyrighted and may not be reproduced without written consent by the author. BAM welcomes the use of any other material printed in this newsletter provided the author and this organization are given credit.

Membership Application

Name: _____

Address: _____

City: _____ State: _____

Phone: () _____

Zip: _____

E-mail: _____

New Member Renewal ABANA member

Are you interested in taking a class?

How did you learn about BAM?

ABANA Membership Application

Primary ABANA Charter Affiliation: _____

Name: _____

Address: _____

City: _____ State: _____

Phone: () _____ Zip: _____

New Member Renewing Member

Includes a Subscriptions to the Anvil's Ring and The Hammers' Blow magazines

Regular Member -----\$55 yr.

Senior Citizen (Age 65+) -----\$50 yr.

Full time student -----\$45 yr.

Overseas membership -----\$65 yr.

Contributory-----\$150 yr

Public Library-----\$45 yr.

President Report

By: Steve McCarthy

It was a near perfect day for the meeting in Doniphan. Just a bit breezy but with the weather we've had the last couple of months, I'm not complaining. The homestead site in Doniphan is quite the place. All the buildings there are from the early part of the last century and have been moved from all over Ripley County and reassembled in their present location. I believe Chris Miller said Tom Kennon operated a blacksmith shop in that building for over 50 years. Chris demonstrated making elements of the sign bracket that was his trade item. I have to admit that I didn't get to watch very much of the demo. I did see Chris do the penny scroll. That's an element I haven't done before.

There is a lot of exciting news to share with you. First, the power hammer. We have talked for some time now about BAM buying a power hammer for conference and demos or classes. Well, to make a long story short a working 100lb Murray hammer has been donated to BAM. It has been on display for several years and the place that has it needs the space for something else. The stipulations for the donation were that it go to a non-profit organization to be used for teaching, and that we had to come pick it up. So, on April 12th, Bernie Tapple and myself will take a trip to Lansing, Michigan to get it. It's around 10 hours one way and the hammer weighs around 3400lbs. We still have to figure out long term storage and transportation to conference but getting it to Missouri is the first step.

Next, a vote was taken at the March meeting to purchase a belt grinder for the conference trailer. Burr King offered the group a grinder at a substantial discount. We voted on and it was passed to buy a 1.5 hp variable speed grinder. Everything that we purchase for the trailer is one piece of equipment that we don't have to beg someone to loan us and bring to conference.

Some time ago I was contacted by KMOS. They are the PBS television station out of Warrensburg. They are starting a new series called "Makers". It will feature Missouri craftsmen that make various items. They want to do a segment on BAM. They plan to attend the conference to film some of the demonstration and do some interviews.

As you know Don Birdsall resigned from as MTS coordinator because of health reasons. Please keep

him in your prayers. Don Anders has stepped up and volunteered to take the job. I don't know that Don is going to be conducting the classes, but he will be taking care of the MTS trailer and coordinating it's use. Conference is coming up fast and it looks to be another great one. I look forward to seeing you all there.

Until we meet again, Happy Hammering.

Steve McCarthy



Meeting Minutes ~ March Meeting

By: Bob Stormer

President Steve McCarthy opened the meeting by thanking Chris Miller for hosting the meeting at the Tom Kennon Blacksmith Shop in Doniphan, MO. Bruce gave the financial and membership reports. We received a new load of coal which caused a slight drop in finances. BAM membership is now at 610, down 25 from the last meeting.

Michael Gorzel, the conference chairman, wasn't able to attend the meeting so Steve gave a brief summary of what's going on. The plans are almost finalized but we do need an Intermediate Level class instructor since we have some folks signed up for it. Mathias Penn is the Beginner Level instructor.

Steve also mentioned that Holland Anvils in Michigan has donated two swage blocks for the conference raffle. They are two different types. One has the pass-through holes in it. In another piece of good news, Steve mentioned that with Bernie's help a 100lb Murray Power Hammer has been given to BAM. It is to be used in any educational endeavors. Steve and Bernie will travel to Lansing, MI to pick it up prior to the conference. A permanent storage location for it has yet been decided.

Steve also noted that the Burr King vendor who has been at our conference for the past several years has offered a deal on a factory demonstrator 2x72 belt grinder. It's 1½ HP, variable speed with an adjustable pedestal that normally sells for a little over \$4000. It was offered to BAM for \$3010. It also comes with a good supply of belts. A motion was made, seconded and approved to purchase the belt sander. The plan is for the vendor to bring it to the conference.

The topic of the 440lb BAM anvil came up again and there may be deal in the works to trade it for a smaller anvil plus cash at the conference. Ken Jansen is planning to pick the BAM anvil up at John Murray's shop and bring it to the conference.

Steve McCarthy is looking for a replacement for Michael Gorzel as 1st Vice-President and Bernie Tappel as 2nd Vice-President of BAM. Chris Miller is working with some folks who may volunteer for those spots.

Mark Lawson asked everyone to bring their touch mark to the conference so he can stamp some alumni-

num with all BAM members' touch marks. Bruce Herzog also asked that everyone bring a pre-stamped piece of steel that he can photograph to make a BAM touch mark collage. (This is repeated from the January meeting minutes.)

Matthew Burnett's spare Tire Hammer workshop has been scheduled for 7/29 thru 8/3 at his shop. Everyone who signed up the workshop should have received a letter from Matthew with more details. Matthew is also organizing a Young Man's Conference for 8/12 thru 8/15 at his shop where they will focus on blacksmithing. He has asked if he could use the MTS trailer. His shop insurance will cover the liability. A motion was made, seconded, and approved for Matthew to use the MTS trailer.

Steve McCarthy also reminded everyone that Don Birdsall has asked to be replaced at MTS captain due his on-going health issues. Don Anders has volunteered to "try it out".

John Sherwood reminded everybody that we need items for Conference Gallery and the auction. The gallery committee is working on some new stands for gallery items. The People's Favorite Award will be given again this year, but will be advertised a little better. Kent Harbit is going to check with the State Fair directors about when we can have access to the building to start setting things up.

Steve reminded everyone that the conference toolboxes are a big money maker for the raffle. We need to stuff them with tools. Either make or buy three of whatever you want to provide and bring them to the conference. If you can't make it to the conference, ask a friend to bring them.

Ken Jansen is looking for a "couple" volunteers to help out at a Children's Weekend event at the First State Capitol in St. Charles, MO on May 18-19. If you can volunteer contact Ken at 636-295-8490.

The meeting was adjourned.

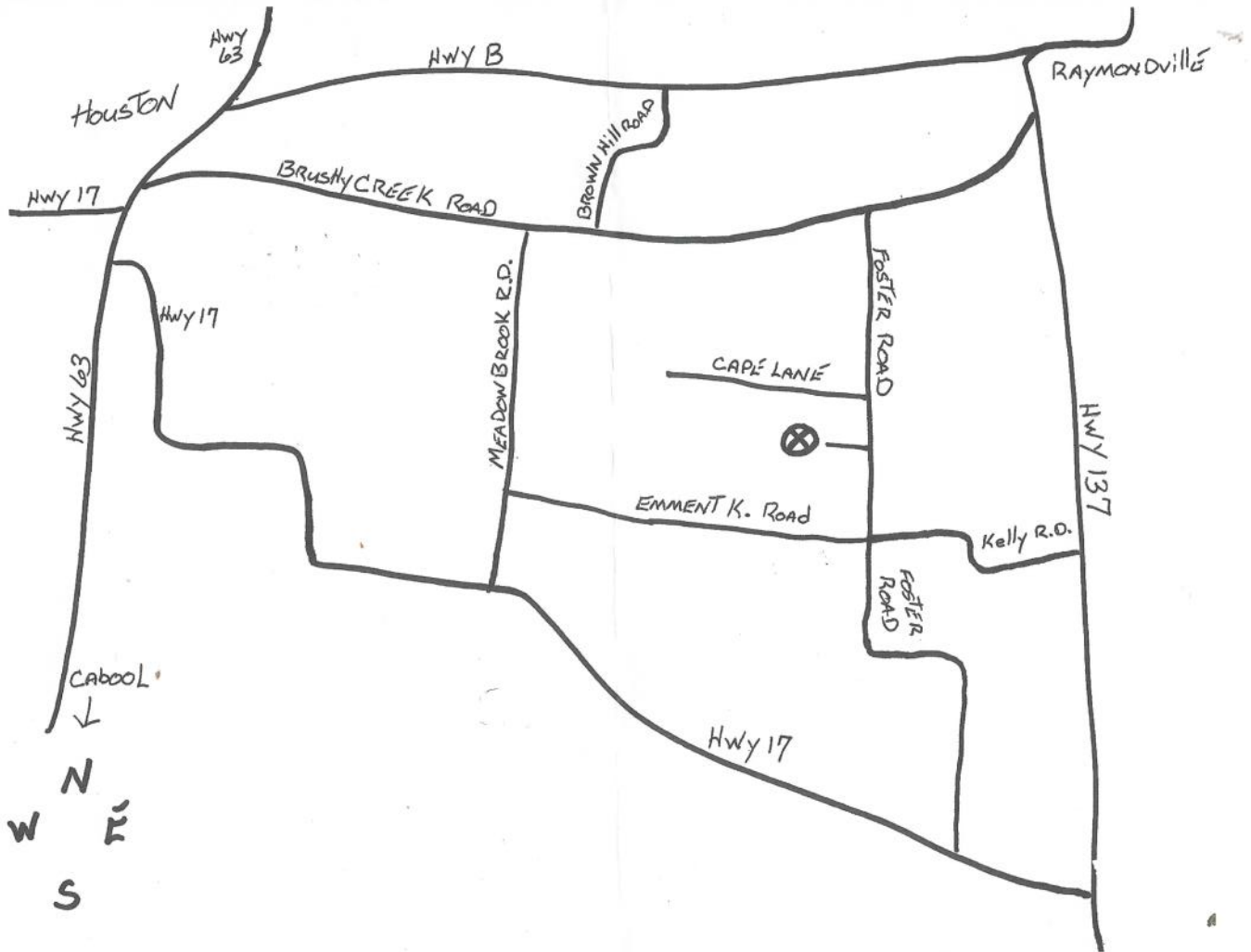
Iron In the Hat - March Meeting

Donated by	Won By	Item
Dennis Mohrmann	Bob Stormer	Buggy Parts
Dennis Mohrmann	John Sherwood	Fire Extinguisher Tanks
Chris Miller	Joey Woods	Hand Crank Grinder
Dennis Mohrmann	Chris Miller	Buggy Parts
Don Anders	John Huff	Coil Spring
??	Bob Eckert	Hammer Head
Dennis Mohrmann	Bob Stormer	Buggy Parts
Ray Scott	John Kirby	Refractory Cement
Chris Miller	John Huff	Barrel
Don Anders	Bob Eckert	Jack Stands
Hollis Harbit	Dennis Mohrmann	3/8" Round Stock
John Kirby	Jeff Collins	RR Spikes
Travis Miller	Don Anders	Brass Bar
John Huff	David Grant	Bucket of Horseshoes
Bob Maes	David Grant	Big Old Wrench
Bess Ellis	Steve McCarthy	14k Gold Wire Wrapped Pendant
Bob Eckert	Steve McCarthy	Leaf Spring
Bob Eckert	Joey Woods	O2 Tank
Bess Ellis	John Huff	Wire Wrapped Earrings & Pendant
Lisa Thompson	V.J. McCrackin	Horseshoe Rasps
Steve Ray	John Huff	??
John Sherwood	Aaron McCarthy	Something Riveted
Maurice Ellis	Jason Bilbrey	Spun Copper Skillet Blank

MEETING MAP

Next Meeting:

Hosted By: Steve McCarthy—6691 Foster Road, Houston, MO 65483



Food will be available

Trade item: Any tool with a wooden handle

Demonstrator: Charlie Carpenter



UPcoming EVENTS

June 22, 2019 Meeting, Steve McCarthy

July 25, 2019 Old Retired Guys and Anyone who wants to take a vacation day Hammer In, Bernie Tappel, Jeff City, MO

August 3, 2019 Meeting, Willy Bagley

August 2019 State Fair, Sedalia, MO

September 14, 2019 Meeting, Ned Digh

November 2019 Meeting, Bob Evans

November 23, 2019 St. Clement's Day (Blacksmith Holiday)

November 29, 2019 Black Friday Hammer In, Ken Janson, Moscow Mills, MO

January 1, 2020 Hammer In Pat McCarty, Washington, MO

If there is an event that is not listed or a meeting that you are interested in hosting please contact us at BAMeditor2015@gmail.com.

March Meeting Demonstration

By: Bob Stormer

The demonstration item Chris Miller chose for his March BAM meeting was a scrolled bracket/hanger that was in keeping with the theme of the meeting – “Something Riveting”. Chris had made one ahead of time to prove his techniques before the demonstration, a good idea for anyone planning on demonstrating at any of the BAM events. Figure 1 shows what the completed item will look like.

The first piece of stock Chris started with was 1 ½”x1/4”x25” flat stock. This piece will be the main bracket that will fit against the wall/post. He started by fullering and tapering the end about 2 ½” back. Figure 2 shows what that looked like during forging. When he finished those operations, he used a handled chisel to cut a center leaf vein and completed it by using a curved chisel he had made to cut the curved leaf veins. Figure 3 shows the result of these operations. To get the brass color shown in Figure 3, Chris brushed the leaf with a brass wire brush while it was still black hot. He then performed the same operations on the opposite end of the stock.

After completing both ends of the main bracket, he began working on the “half penny” scroll portion of the bracket. To make this, he started with a piece of ¾”x ¼”x36” flat stock. Chris started by isolating a ¾” square section on the end which will become the “penny”. It is important to make sure you have a radius at the intersection of the square and the tapered sections so you don’t create a stress fracture. He then tapered it back about 5”. See Figure 4. Following the tapering, he rounded off the corners of the square to form the “penny”. He also dressed the edges of the intersection of the penny and the taper to make them as round as possible to facilitate twisting the penny perpendicular to the flat bar. The penny is then twisted. Once again, he repeated the same operations on the opposite end of the bar. It is important to make sure that the penny is twisted in opposite directions on the ends.

Chris then used a scroll fixture, Figure 5, to shape the scrolls on both ends. Using the fixture ensures that both scrolls are the same. Figure 6 shows the second end of scroll being formed on the fixture.

The third piece that Chris worked on was the L-bracket that the scrolled piece is fastened to. One end of the bracket has a “fishtail” and the other the other end has a tapered, mild hook. The stock for this piece

is 1”x3/16”x29”. One end is tapered back about 7” to form the hook. The “fishtail” was forged on the other end using a crosspein hammer. Chris marked a spot 18” from the end, minus 2” used to form the “fishtail”, where the bracket will be bent. Chris used a fuller at the mark to facilitate a clean bend.

Chris finished the project by using copper rivets (either 3/16” or ¼”) he got from Pieh Tool in Arizona to fasten the scroll to the L-bracket and to fasten the L-bracket to the main bracket. The back sides of the rivets were peined flat and ground to provide a flat surface to mate with brackets.



Figure 1



Figure 2



Figure 3



Figure 5



Figure 4



Figure 6

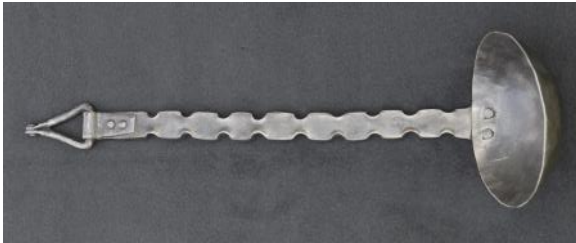
Trade Items ~ March Meeting



Made By: Michael Lunetta
Traded To: Santo Giuffrida



Made By: Harold Van De Mark
Traded To: Scott Payne



Made By: John Sherwood
Traded To: Bob Eckert



Made By: Clayton Martin
Traded To: Michael Luretta



Made By: John Kirby
Traded To: Don Anders

Trade Items ~ March Meeting



Made By: Maurice Ellis
Traded To: Bob Stormer



Made By: Ken Jansen
Traded To: Scott Woods



Made By: Joey Woods
Traded To: Harold Van De Mark



Made By: Santo Giuffrida
Traded To: John Kirby



Made By: Chris Miller
Traded To: Maurice Ellis



Made By: Bob Eckert
Traded To: Chris Miller



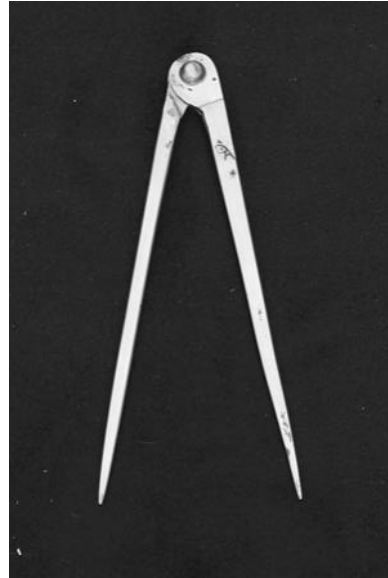
Made By: Bob Stormer
Traded To: Joey Woods



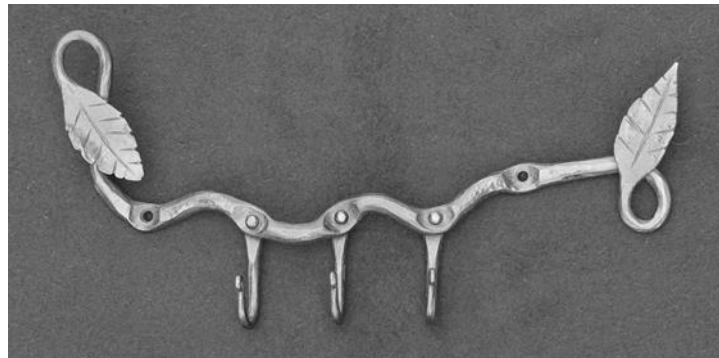
Made By: Scott Payne
Traded To: Lisa Thompson



Made By: Scott Woods
Traded To: John Sherwood



Made By: Don Anders
Traded To: Clayton Martin



Made By: Lisa Thompson
Traded To: Ken Jansen

Missouri School of Blacksmithing Cameron, MO Spring 2019 Class Schedule

March 14-16
Blacksmithing 100 - An Introduction

April 18-20
Blacksmithing 100 – An Introduction

April 25-27
Blacksmithing 102 - Candle Holders

May 9-11
Blacksmithing 100 - An Introduction

May 16-18
Blacksmithing 101 – Cooking Utensils

June 13-15
Blacksmithing 200 – Introduction to Toolmaking

June 27-29
Blacksmithing 100 - An Introduction

Contact Matthew Burnett , Owner and Instructor
816-575-2798

Scholarship Application

Name:

Address:

Phone & Email:

What class or event do you wish to attend?

Where:

What is the cost?

Tuition:

Travel:

Lodging:

Other:

Briefly, describe how attending the particular class/event will advance your blacksmithing skills and be helpful in promoting the craft of blacksmithing. Identify the specific skills you expect to learn during this learning experience. (Additional pages if necessary)

I understand that as a requirement of receiving this scholarship, I will be required to submit an article about the education experience attended with appropriate notes and diagrams to the BAM newsletter no later than 3 months after attending the event AND within 1 year of the event, I will present a demonstration of the newly learned skills at a BAM meeting or complete a video to be placed on the BAM library. One third of the total scholarship amount will be awarded before the event, one third on submission of the article to the newsletter editor, and one third after presenting the demonstration at a BAM event.

Signed _____ Date _____

Send Scholarship applications to:
Mike McLaughlin, 122 Milwaukee, Lawson, MO 64062
cowpie42@hotmail.com 816-296-3935

This page may be printed

BAM Tailgate

Buy, Sell, Trade

Individual Classified ads:

For Sale: Anvil's Ring Magazine collection Sept '73 thru Present. \$350 Bob Woodard Edwardsville, IL 618-692-6508

Commercial / Resource ads:

Beverly Shear Blades Sharpened. Remove blades from shear and ship to Clay Spencer, 73 Penniston Pvt. Drive, Somerville, AL 35670 \$41 includes return postage, additional cost for deep notches or blades previously sharpened at angle.

Little Giant-- We can do repairs on any or all components of your Little Giant front assembly. Contact Roger Rice, Midwest Machine, 6414 King Road, Nebraska City, Nebraska 68410. (402) 873-6603

Roller Blade Treadle Hammers (Clay Spencer design) for Sale or Workshops led to build hammers. Bob Alexander, e-mail to scruboak4@netzero.com, or call 636-586-5350.

Information / Education:

Missouri School of Blacksmithing

Cameron, MO

Instruction by Matthew Burnett

Group and Individual classes offered.

816-575-2798

Tong Making Class-Weekend Course, 4 people per class - \$125 per person. Contact: Charles Comstock, Rt.1 Box 20, Deerfield, MO. 64741 (417) 927-3499, or (417)-321-2286 cell

Back issues of Jerry Hoffmann's Blacksmith's Journal, Call 1-800-944-6134 for more information.

Classes offered, The Ornamental Iron Shop
Contact the instructor to register and customize your class.

John D. Thompson – Metalsmith

3923 Hwy 25; Hodges, SC 29653 864-374-3933

Classes at Pieh Tool Company, Inc. - Camp Verde, AZ

The Bill Pieh Resource for Metalwork.

Call now for more information and to enroll:

(928) 554-0700 or (888) 743-4866.

www.piehtoolco.com.

Mathias Penn is offering introductory & beginning blacksmith classes. 417-543-2148

Tytheblacksmith@yahoo.com

oldschoolcrafts Blacksmith School, Joe Davis 12625 Lawrence 1175, Mt Vernon, MO 65712 phone 417-461-0387 on the web www.oldschoolcrafts.org E-Mail oldschoolcrafts@hotmail.com

David Norrie blacksmithing school in Colorado

David Norrie 303-859-0770 <http://www.forgewithintention.com>

or <http://www.davidnorrie.com>

The Upper Midwest Blacksmiths Assoc (UMBA)

video library. An index list can be viewed at

www.umbaonline.org

They are VHS or DVD-R Cost is \$5 each with \$2 per order shipping there is no return date, you keep the video for this price. All videos are made at group demos, no commercial titles.

Blacksmithing E-books on CD

Now eight titles are available on CD, \$4/each, or all eight books, \$24 postpaid. More books are in production and will be available soon- order on-line at www.blacksmithingebooks.com, or check/MO to Brian Gilbert, 3404 Hartford Dr., Chattanooga, TN 37415.

Tire Hammer Plans by Clay Spencer

Send Paypal for \$30US to clay@tirehammer.com. Or check/money to 73 Penniston Pvt. Dr., Somerville, AL 35670. I can mail a copy or email PDFS.

Beverly shear blades sharpened. Remove blades, mail in small Flat Rate box, include check/money order for \$50, includes return postage. clay@otelco.net, 256-558-3658.

New England School of Metalwork

www.newenglandschoolofmetalwork.com 1-888-753-7502

Power Hammer page

I've taken some time to collect and post old info, catalogs and brochures on power hammers. The link of our NEB web page to this information is: http://www.newenglandblacksmiths.org/power_hammer_info.htm Ralph Sproul

Rochester Arc & Flame Center! Featuring Blacksmithing, Welding & Glass Blowing, over 30 classes available for all levels of interest, rocafc.com
585-349-7110

Products:

Forge-Aprons offers seven different styles of leather blacksmith aprons; the Original bib, the Short bib, the Full-Cut bib which offers greater chest coverage, the Lap apron, two sizes of Kid's aprons, a Budget apron and our brand new, limited edition Flame apron which features flame imprinted buckles and an anvil engulfed in flames on the logo pocket.
www.Forge-Aprons.com

Heavy-Duty Fry Pan Blanks 9" diameter, tapered sides 12

Or 13 gauge steel (approx.2 pounds) no predrilled holes for the handle \$14.00 each..1-4, \$12.00 each.5-9, \$10.00 each...10+. Shipping: \$5.00 plus\$1.00 each frypan Bob Tuftee 563-332-4800 6 Hollows Court LeClaire, IA 52753

L Brand Forge Coke now packaged in 50 pound bags on pallets. Send your zip code for a quote on price including delivery.1-678-360-3521 or LBrand-ForgeCoke@aol.com.

Chile Forge- Next generation gas forges
www.chileforge.com David Starr 520/360-2141

Kayne and Son Custom Hardware, 100 Daniel Ridge Road,Candler, NC 28715. (828) 667-8868 fax (828) 665-8303, e-mail:

kaynehdwe@charter.net, web site:
www.blacksmithsdepot.com.

Offering a full line of blacksmithing equipment. We ship and accept Visa and Mastercard.

D.L. Schwartz Co. Blacksmith and Farrier supplies. 2188 S. US 27, Berne, IN. 46711, 1-800-955-3064

SOFA fire pots are once again available. For information contact Bob Cruishank, 1495 W. Possum Rd., Springfield, OH. 45506 Phone: (937) 323-1300 or www.creativeironforge.com or www.sofablacksmiths.com

USA Dealer for REFFLINGHAUS ANVILS, 77 to 1250 lb.

European 2 horn with or without upsetting block & side shelf.

Over 100 sizes and styles available. Guaranteed face @ HRC59

Dick Nietfeld www.blksmith.com Phone (308) 384 1088

Wanted:

Blacksmith business cards. I would like to put together a collage of Blacksmith business cards. Bring them to a meeting or mail them to me with your dues.

Bruce Herzog
2212 Aileswick
St. Louis, MO 63129

Demonstrator List

Fred Weisenborn has started a list of members available for demonstrations, fairs, historic events, and festivals, etc. 417-589-2497 e-mail: jweisenb@llion.org

Around the Anvil BAM has its very own E-Mail news group. If you would like to participate there is a sign up link on the bamsite.org or send an E-Mail to Terry Humphries at thumphr@south40.org and he will get you signed up.

Check out back issues of BAM newsletter on www.bamsite.org. It now has a search feature to help you find old articles.

Ad Policy: Blacksmith related ads are free to BAM members. Personal ads will run for two issues. Resource ads are ongoing at my discretion. Send to BAMeditor2015@gmail.com, or call 636-432-4468

Coal Stations

Price per bag:

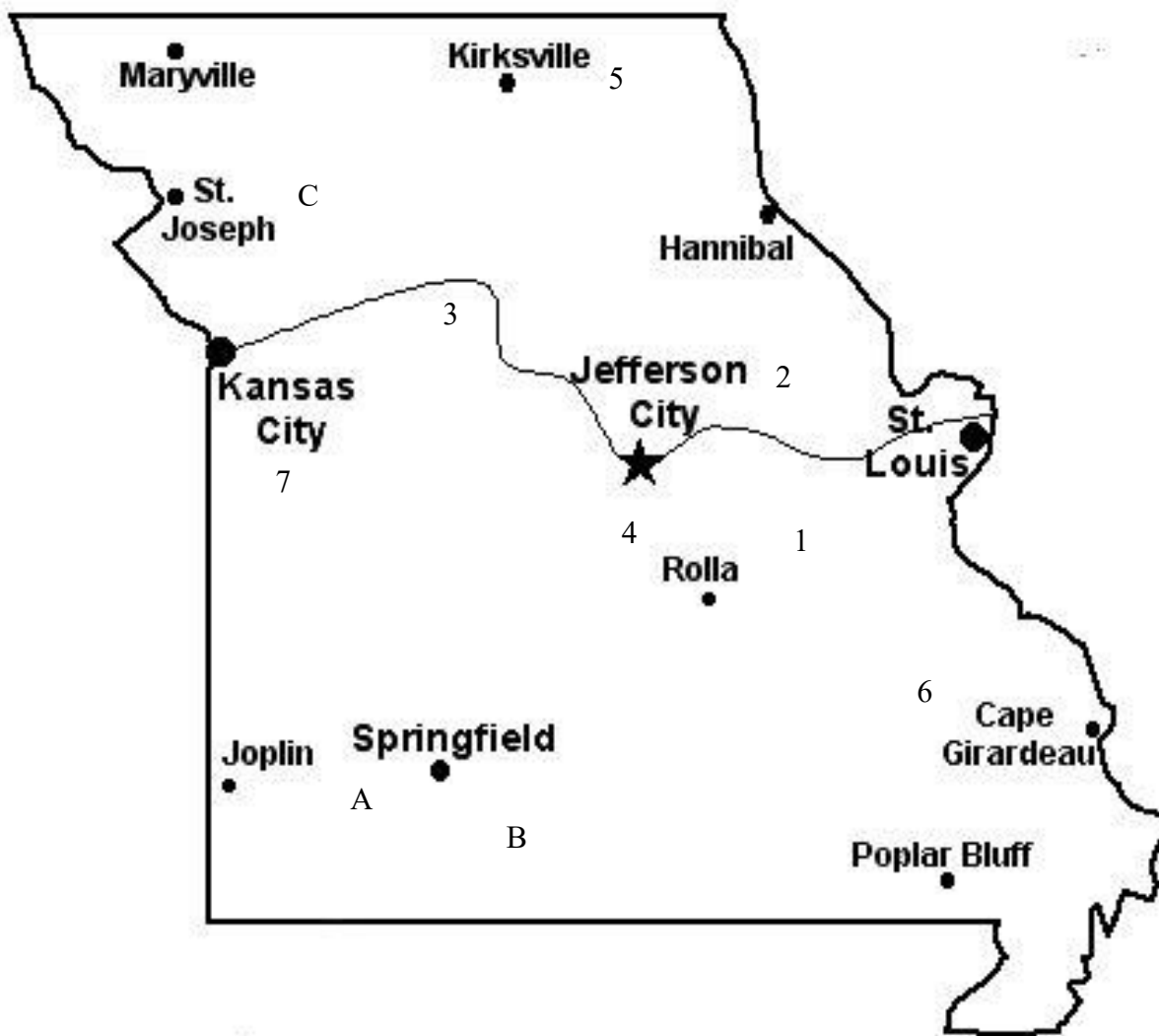
BAM Members \$15.00

Non Members \$19.00

Member's pickup at Bob Alexander's - \$12.00

Coal keepers earn \$3.00 per bag

Bags are approximately 50lbs. each



BAM Coal

1. Bob Alexander (636) 586-5350
14009 Hardin Rd.
DeSoto, MO 63020
2. Ken Jansen (636) 295-5844
2257 Carter Rd.
Moscow Mills, MO 63362
3. Doug Clemons (660) 631-1257
29377 Durango Ave.
Malta Bend, MO 65339
4. Jerry Rehagen (573) 744-5454
390 Bozina Valley Trail
Freeburg, MO 65035
5. Joe Hurley (660) 988-8872
or (660) 626-7824
26306 State Hwy D
Downing, MO 63536
6. Bob Maes (573) 866-3811
Route 1 Box 106 K
Millersville, MO 63766
7. Bryan Lillibridge (660) 638-4536
1545 NW 300
Urich, MO 64788

Non BAM Coal

- A. Tim Johnson, Springfield, MO 417-886-8032 - \$.40/lb. check, \$.35/lb. cash. Bring your own containers.
- B. Good blacksmithing coal for sale \$12 per approximate 50 lb bag with bulk delivery available.
Matthias Penn Rt. 1 box 479-S Ava, Mo. 65608. (417)-543-2148.
Or e-mail tytheblacksmith@yahoo.com.
- C. Coal for sale \$14 per approximate 50 lb. bag. Missouri School of Blacksmithing
Matthew Burnett 816-575-2798, 3100 NW Winchester Rd Cameron, MO 64649

Coal Specifics

A few notes on our coal:

- 1) Not all coal is created equal. The coal we buy is from the West Virginia to Pennsylvania vein and is a high metallurgy grade unlike coal from other areas.
- 2) Raw coal from the bagging company is stored outside which allows it to get rained on, (rain is water which weighs 8.4 pounds to the gallon). If the coal is bagged wet and then dries out the weight will change.
- 3) The coal fines which when mixed with water to form a paste burns along with the chunks of coal but during shipping and handling may sift out of the bags causing a weight loss.

So, the bottom line to all of this is we are selling coal in approximately 50 pounds bags.

Relining a cast iron forge

Bernie Tappel

I thought I would share a few pictures of my forge re-line job. Most of these old cast iron forges are meant to be lined with clay before use. Some even have the words cast into the body of the forge.

This forge is my main shop forge and is a B. F. Sturtevant forge from the late 1800's. It doesn't have a separate fire pot as many of the later Buffalo, Champion, and Cannedy-Otto forges do so I both line it and cast a firepot from castable refractory. To minimize the amount of castable needed, I line the pan with 1 inch thick firebrick and lay a large 3 x 8 x 12 firebrick on either side of the firepot. The last time I lined this was about 5 years ago and it has had a lot of hard use since then. It was starting to burn out, so I chipped it out and re-cast it recently. I use Mizzou castable. I made a wooden form for the pot about the same size as a Buffalo Vulcan pot and cast around that.


I built a couple small fires from kindling to help the Mizzou castable cure for a couple days before I built a forge fire.

The pictures show the forge after I chipped out the old pot and as I was recasting and the finished forge.

Bernie



March Meeting Photos



BAM
2212 AILESWICK DR.
ST. LOUIS MO 63129

Please send changes to Bruce Herzog, 2212 Aileswick Dr., St. Louis MO 63129 or e-mail to bjherzog@charter.net

Photo Gallery ~ March. Meeting See page 8 for next meeting map and info

