

# BAM

January / February 2019



January / February 2019  
Volume 36, No 1

# Blacksmith Association of Missouri

## Table of Contents

BAM / ABANA application	3
Presidential Address / Editorial	5
Meeting Minutes ~ January	6
Iron in the Hat	7
Map for Next Meeting	8
Upcoming Events	9
Headache Hammer In	10
Hammer In Photos	11
Trade Items	14
Double heart pattern	18
Ladle pattern	19
Bone Curing for Handles	20
Metal Identification Chart	21
MO School of Blacksmithing	22
Scholarship Application	23
Tailgate	24
Coal Map	26
January Meeting Photos	28



**Editors**

Jon and Heather McCarty

**Contributing Writers**

Bob Stormer  
Pat McCarty  
Doug Wilson

**President's Message**

Steve McCarthy

**Mailing Labels**

Bruce Herzog

**Contributing Photos**

Bruce Herzog  
Bob Stormer  
Doug Wilson  
Karen Wright

The Newsletter of the Blacksmiths Association of Missouri is published six times a year and is mailed to members of BAM. The annual fee for regular membership is \$30/year; a portion of this amount is for a subscription to this newsletter for one year. Editorial inquiries should be addressed to : Jon McCarty 815 Miller Street, New Haven, MO 63068; (636)432-4468, or send an email to: bameditor2015@gmail.com BAM membership inquiries should be addressed to: Bruce Herzog, 2212 Aileswick Dr. St. Louis, MO 63129 (314) 892-4690 or send email to bjherzog@charter.net. Occasionally some material will be copyrighted and may not be reproduced without written consent by the author. BAM welcomes the use of any other material printed in this newsletter provided the author and this organization are given credit.

**Membership Application**

Name: \_\_\_\_\_

Address: \_\_\_\_\_

City: \_\_\_\_\_ State: \_\_\_\_\_

Phone: (    ) \_\_\_\_\_

Zip: \_\_\_\_\_

E-mail: \_\_\_\_\_

New Member     Renewal     ABANA member

Are you interested in taking a class?

How did you learn about BAM?  
\_\_\_\_\_  
\_\_\_\_\_  
\_\_\_\_\_

**ABANA Membership Application**

Primary ABANA Charter Affiliation: \_\_\_\_\_

Name: \_\_\_\_\_

Address: \_\_\_\_\_

City: \_\_\_\_\_ State: \_\_\_\_\_

Phone: (    ) \_\_\_\_\_ Zip: \_\_\_\_\_

New Member     Renewing Member

*Includes a Subscriptions to the Anvil's Ring and The Hammers' Blow magazines*

Regular Member -----\$55 yr.

Senior Citizen (Age 65+) -----\$50 yr.

Full time student -----\$45 yr.

Overseas membership -----\$65 yr.

Contributory-----\$150 yr

Public Library-----\$45 yr.



---

# President Report

By: Steve McCarthy

It is said that the 3rd time is a charm, and so it was for the January meeting in Higbee. Two weeks in a row the meeting had to be postponed because of slick roads. We did the best we could to get the word out as soon as a decision to postpone was made. I hope no one made the trip and found us not there. Situations like this are why it is a good reason to update your contact information with Bruce Herzog. Bernie Tapple sent out a mass email to the current membership and several were bounced back because the address no longer existed.

When we did finally have a meeting, the weather was perfect for January and Pat McCarty did a super job on the demo. I had never seen the inside of a ladle tinned. It was pretty cool. I don't remember who won his demo pieces in Iron in the Hat, but you were indeed lucky. If you have never made it to Dale Kirby's, you should really try to come. Dale is a very gracious host and has an awesome antique tool collection. I went into his display room 6 or 7 times and found something new each time.

One of the things brought up during the business meeting was the meeting schedule. Currently meetings are supposed to be in January, March, May, July, September, and November. One of the problems this causes is that Conference is in May so the May meeting is always in June and then another meeting in July. This makes it a little difficult on the newsletter editors. November is also a cluster of events, deer season, Thanksgiving and Ken Jansen's hammer in. So, for 2020 we are going to move the meetings back one month. We will schedule meeting in February, April, June, August, October and December. There is no way we can come up with a schedule that is perfect for everyone but we will try something new for a year and see if it works out any better.

2019 Conference plans have been made and the flyer is now posted on the website and should be mailed out shortly. New for this year is a reduced price for early registration. For registrations postmarked before April 1st the conference fee will be \$45. The conference fee after April 1st will be \$60. So get your registrations sent in early and enjoy the discount. Bernie Tapple had been the 2nd vice president for 6 or 7 years and has decided it is time to give up that position. We will vote on a replacement at this year's conference business meeting. If you are interested in filling this position please contact Chris Miller as he

is head of the nominating committee. Unless someone else wants the job of president, I am willing to do it for one more year.

Until we meet again, Happy Hammering.

Steve McCarthy



# Meeting Minutes ~ January Meeting

By: Bob Stormer

President Steve McCarthy opened the meeting by thanking Dale Kirby for hosting the meeting and providing lunch. He also thanked Pat McCarty for being the demonstrator. He then reminded everyone that the contact information that Bruce Herzog has, and is listed in the roster that was just distributed with the Nov-Dec issue of the BAM newsletter, needs to be correct. When Bernie tried to send emails to notify members about the postponed meetings in January he had about 20% identified as undeliverable. Please check your listed email and phone number and update them when you renew your membership, or contact Bruce now at 314-892-4690 or [bjherzog@charter.net](mailto:bjherzog@charter.net). Bruce gave the financial and membership reports. BAM membership is now at 635, up 10 from the last meeting.

Steve revisited the idea of moving the regular BAM meeting to even numbered months, instead of the current odd number months, to help relieve the meeting/conference overlap in May June and July. After a brief discussion, a motion was made and passed to move the 2020 meetings to Feb, Apr, June, Aug, Oct, and Dec on a trial basis.

Michael Gorzel mentioned that the 2019 Conference plans are almost complete. Jymm Hoffman is the traditional demonstrator, and Raymond Rybar is the knifemaker demonstrator. The family events will include the traditional basket class and the stained-glass class, and there is a price break for early registration. The Conference flyer will be available on the BAM webpage soon. The group project is still undetermined, and Michael is looking for a 50 LB power hammer for use by the knifemaker. He also mentioned that he needs welder and Don Anders offered to donate a Lincoln AC welder to BAM.

Michael is looking for a co-chair for next year's BAM conference so he can have someone ready to take over when his time as chairman is over. The conference committee is doing more advertising this year to improve attendance.

Steve McCarthy is looking for a replacement for Bernie Tappel as 2nd Vice-President of BAM. If you would like to volunteer contact Nominating Committee members Mike Gentsch at 573-881-6408, or Chris Miller at 573-996-4931. Bernie will continue as the BAM webpage manager.

Use of color printing for the BAM newsletter was revisited as planned for the January 2019 meeting. A motion was made and passed to continue with 8 color pages in the BAM newsletter.

Don Birdsall is resigning from MTS Coordinator due to health issues, and Steve is looking for a replacement for Don. The new coordinator is NOT responsible for all training associated with the MTS program, but is responsible for keeping the trailer in a ready state when it is needed for MTS classes. If you would like to volunteer please contact Steve McCarthy at 417-260-1861. It was not clear at the meeting whether the normal Ray Scott spring training session is still planned. It also looks like the trailer can remain at Ken Jansen's shop for the foreseeable future.

ABANA sent an email to all affiliates asking who would be interested in helping host the 2022 Conference. If we agreed to host, BAM would be responsible for setup, which is mostly done by Pat McCarty anyway, and it's not sure if registration would be part of our responsibility. Jon McCarty will try to get more specifics about what BAM would need to do, before we volunteer to do it.

The previously missing large BAM anvil was located at John Murray's shop, and is now up for sale. It is a Habermann (200 k) 440 lbs. and has a side shelf. A photo of the anvil is on the BAM webpage in "BAM Tailgate" section. The price is \$3000 and it is located in New Melle, MO at John's shop. The money from the sale will likely go toward buying more equipment for the BAM conference knifemaker station.

Mark Lawson asked everyone to bring their touch mark to the conference so he can stamp some aluminum with all BAM members touch marks. Bruce Herzog also asked that everyone bring pre-stamped piece of steel that he can photograph to make a BAM touch mark collage.

The meeting was adjourned.

# Iron In the Hat - January Meeting

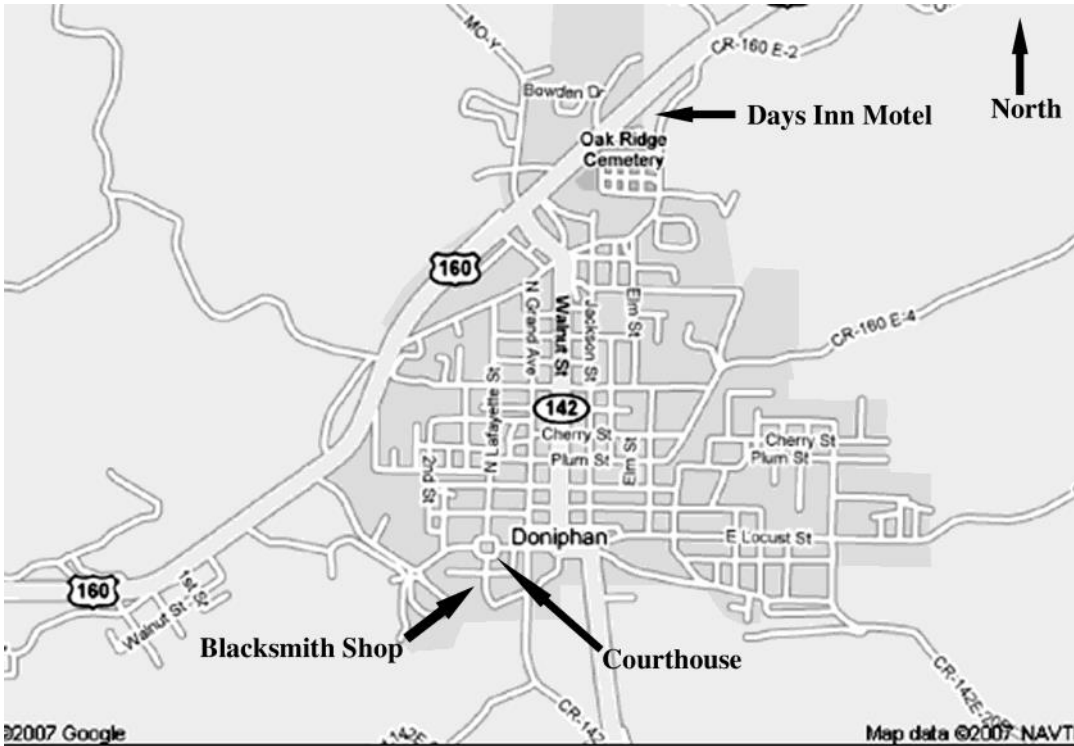
<b>Donated by</b>	<b>Won By</b>	<b>Item</b>
Bryan Parker	Jim Holland	Mill Bit
Caleb Bagley	Santo Giuffrida	Forklift Fork
Rob Ahrens	Robert Miller	Old Publications
Dan Wedemeyer	Henry Utley	Misc. Steel Parts
Karen Bouckaert	Robert Miller	BAM Mug
Pat McCarty	Scott Stager	Demo Copper Ladle
Karen Bouckaert	Aaron McCarthy	Foxfire 2 Book
Willy Bagley	Troy Albrecht	Round Stock
Willy Bagley	Bryan Parker	Square Stock
Pat McCarty	Dale Kirby	Demo Leaf Key Chain
Pat McCarty	Bob Eckert	Demo Brass Ladle
Bruce Miller	John Sherwood	Metal Bar
Bruce Miller	John Lucke	Metal Bars
Bruce Miller	Mark Lawson	Round Stock
Bruce Miller	Bryan Parker	Metal Bars
Pat McCarty	Willy Bagley	File w/Leaf
Bob Eckert	Caleb Bagley	Gas Cylinder Caps
Bernie Tappel	Jared Wortmann	1 1/16 Wrench (McCarty Hatchet Kit)
BAM	Don Anders	BAM T-Shirt



# MEETING MAP

## Next Meeting: March 23, 2019

Hosted By: Chris Miller @ Tom Kennon Blacksmith Shop



Food will be available

**Trade item:** “Somethig Riveting”; basically some forged and fabricated item held together in some fashion with rivets

**Demonstrator:** Chris Miller



---



# UPcoming EVENTS

March 23, 2019 Meeting, Chris Miller ~ Doniphan, MO

May 2-5, 2019 Conference, Sedalia, MO

June 22, 2019 Meeting, Steve McCarthy

July 25, 2019 Old Retired Guys and Anyone who wants to take a vacation day Hammer In, Bernie Tappel, Jeff City, MO

August 2019 State Fair, Sedalia, MO

September 14, 2019 Meeting, Ned Digh

November 29, 2019 Black Friday Hammer In, Ken Janson, Moscow Mills, MO

January 1, 2020 Hammer In Pat McCarty, Washington, MO

If there is an event that is not listed or a meeting that you are interested in hosting please contact us at [BAMeditor2015@gmail.com](mailto:BAMeditor2015@gmail.com).

# Headache Hammer In @ Pat McCarty's

By: Bob Stormer

'Twas the night before New Year's, when all through the shop, the wood stove was cool and nary a forge was hot; the tongs and hammers were hung by the forge with care, in hopes that tomorrow the crowd would be there; Pat was checking his steel with thoughts of the project that soon would be real; and MaryJo in her kitchen, Pozole recipe in mind, checking her cabinets for ingredients for all the right kind.

When out in the forge there arose such a clatter, MaryJo ran from the house to see what was the matter.

When what to her wondering eyes did appear, Pat with a double heart hanger that tomorrow he could share.

He was dressed in his apron and gloves, from his head to his foot, And his clothes were all covered with coal dust and soot; a bundle of coal he had flung on his back, so tomorrow he could share the forge in the back.

He spoke not a word, but went straight to his work, And measured all the stock; then cut the slit for the fork, MaryJo heard him exclaim, as he closed the shop door and rubbed his chin, "Tomorrow we'll have the 2019 headache hammer-in!"

I think my articles for Pat's hammer-in started in 2005, missing one year that Bernie Tappel covered for me, so I thought I would try something new for the opening paragraph. Pat did the usual stellar job of cleaning the shop and rearranging things so lots of people can work, visit, eat, and just wander around. MaryJo, as usual, provided what some of us consider the most important part of the gathering; food. She provided Pozole, potato soup, corn bread, and other fixins' assisted by family members and friends. Others, including Bob Mephram, and Bernie and Patti Tappel brought some supporting vittles, such as peal-n-eat shrimp, and Krumkake/NewYears Cookies, respectively. Sorry if I missed items others provided. If you are fortunate enough to attend next year, I suggest you plan on starting New Year's resolutions regarding food on Jan 2nd.

Pat had a "Count The Snakes" contest. He places some of his forged snakes around the shop and asked everyone to determine how many there are. If you

know anything about Pat's shop, you know it could be very hard to find snakes among all the other treasures. Figure 1 shows the prizes for the ones who get the closest to the real number. This year there are two first place winners: Cade Steinborn and Alex Tappel. 2nd place goes to Dan Wedemeyer, and third place goes to Gavin (no last name on the ticket).

Pat's project this year followed his normal pattern of making something for Valentine's Day gifts. It's a double heart with a hanger at the bottom. You obviously could make the hanger portion any way you want. Pat provided written instructions that are shown in Figure 2, which also shows a couple of his examples. I didn't arrive early enough to watch Pat do the introduction demo, but I did get a sequence of photos while Bernie Tappel made one toward the end of the day. In case you're having trouble reading the instructions in Figure 1, he started with 1/4" by 3/4" flat stock. I think it was about 8" long, but the length only affects what you do with the hook portion. I also think Pat provided the slit that went 4 1/2" down from one end. The next step is to draw the two arms formed by the slit to rounded points that are the same length. Then bend each of them back 3" from the bottom of the slit. Open the remainder of the slit and round each side to a point. Leave these rounded sections larger than the first ones were so the points of the bottom heart don't get too thin. The next step is to use scrolling pliers to shape the larger heart, followed by the smaller heart. The accuracy of how equal the length of the arms were in both drawing and rounding procedures will determine how symmetrical your hearts are. The only remaining steps are to shape a hanger and punch the hole to mount it. Figures 3 through 11 show Bernie's efforts. In Figure 5 you'll see two soapstone marks. The mark on the two forks marks the 3" dimension from the tips where the forks are to be bent back, and the other marks where to position the piece in the vise after re-heating the forks so they can be bent. The 3" mark will get burned off when reheating, so the second mark lines up with the other side of the vise.. Figure 6 shows how the second mark lines with the vise to bend the forks at the right length.

This year, as in past years, I think there were equal parts of visiting, reminiscing, and forging going on in the shop. What a wonderful way to start the New Year! Thanks Pat, MaryJo, and the whole McCarty family.



Figure 1




Figure 5



Figure 2



Figure 6



Figure 3



Figure 7



Figure 4



Figure 8



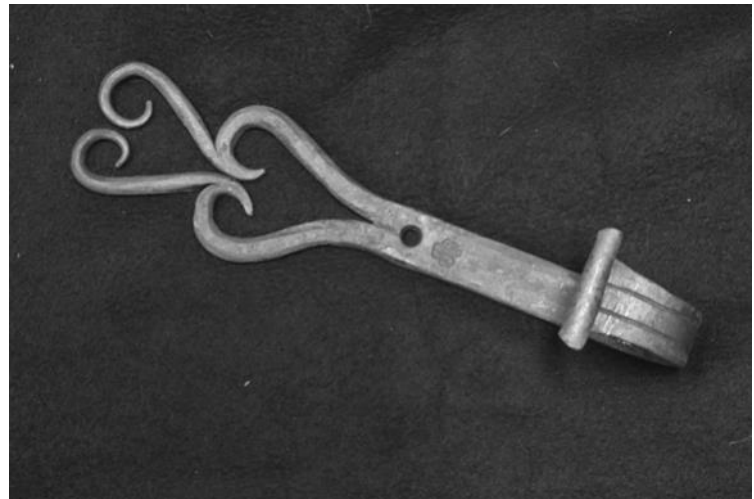
Figure 9




Figure 11



Figure 10



## Additional Headache Hammer In Photos





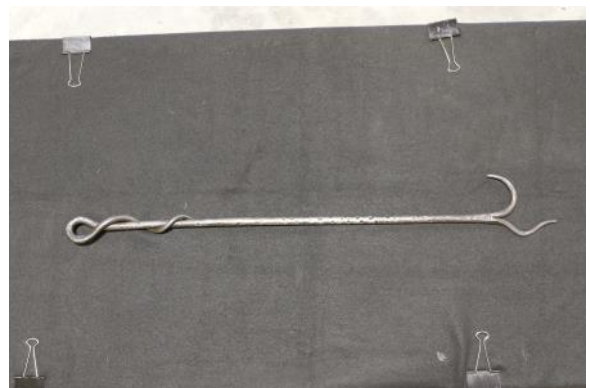
# Headache Hammer In Photos Continued



## Trade Items ~ January Meeting



**Made By:** Willy Bagley  
**Traded To:** Santo Giuffida




**Made By:** Bob Ehrenberger  
**Traded To:** Bernie Tappel

---

## Trade Items ~ January Meeting



**Made By:** Ken Jansen  
**Traded To:** Jared Wortmann



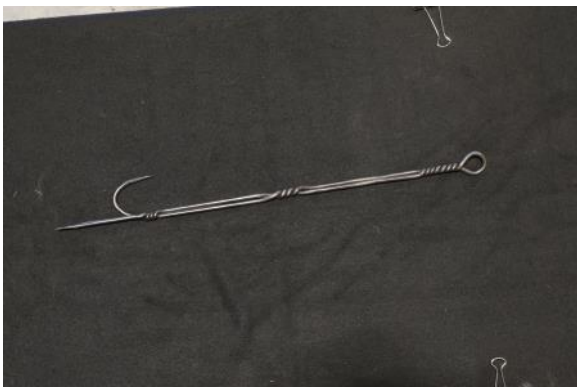
**Made By:** Mike McLaughlin  
**Traded To:** Pat McCarty



**Made By:** Jack Davis  
**Traded To:** Mike McLaughlin



**Made By:** Bob Eckert  
**Traded To:** John Sherwood




**Made By:** Bryan Parker  
**Traded To:** Henry Utley



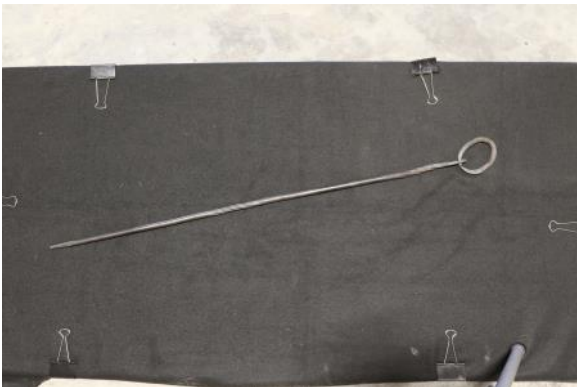
**Made By:** Bob Stormer  
**Traded To:** Jim Holland




**Made By:** Bernie Tappel  
**Traded To:** Jack Davis



**Made By:** Jim Holland  
**Traded To:** Steve McCarthy



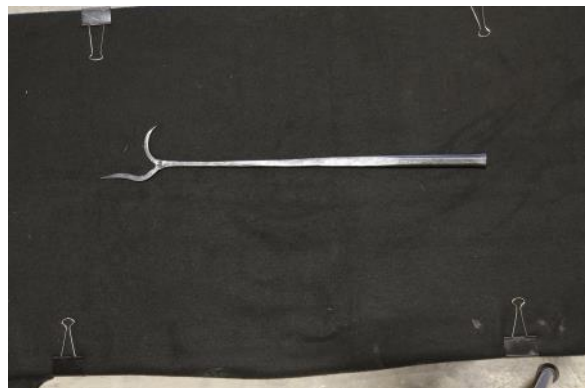
**Made By:** Jared Wortmann  
**Traded To:** Mark Lawson



**Made By:** Santo Giuffrida  
**Traded To:** John Lucke




**Made By:** Pat McCarty  
**Traded To:** Bob Eckert

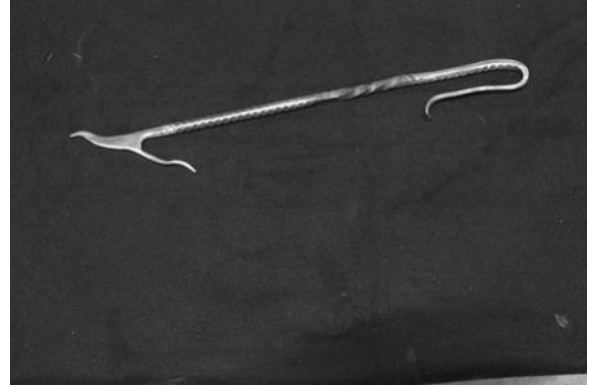


**Made By:** Steve McCarthy  
**Traded To:** Bob Stormer






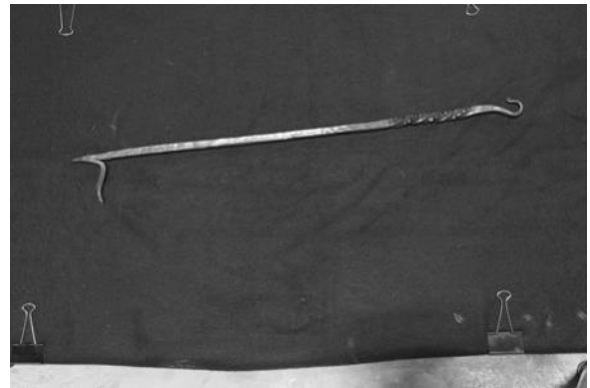
**Made By:** Don Anders  
**Traded To:** Willy Bagley



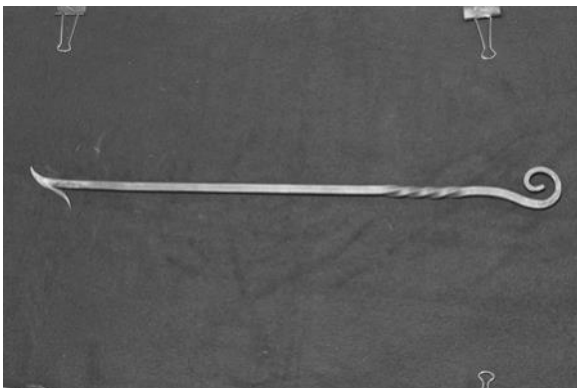
**Made By:** Troy Albrecht  
**Traded To:** Bob Ehrenberger



**Made By:** Henry Utley  
**Traded To:** Don Anders



**Made By:** John Sherwood  
**Traded To:** Frank Delaney



**Made By:** Frank Delaney  
**Traded To:** Troy Albrecht

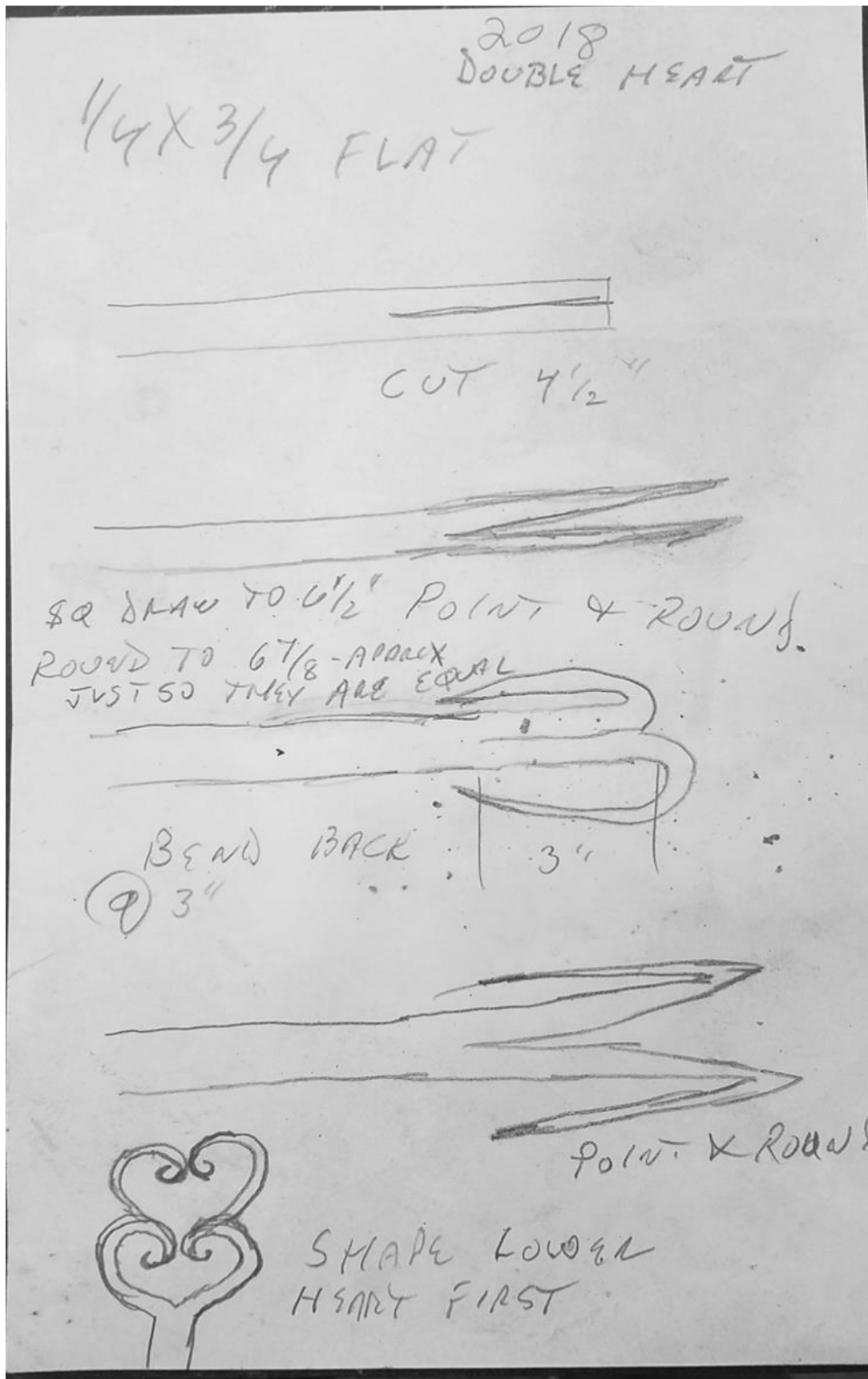
Trade Items Not Pictured:

**Made By:** Mark Lawson  
**Traded To:** Ken Jansen

**Made By:** John Lucke  
**Traded To:** Bryan Parker

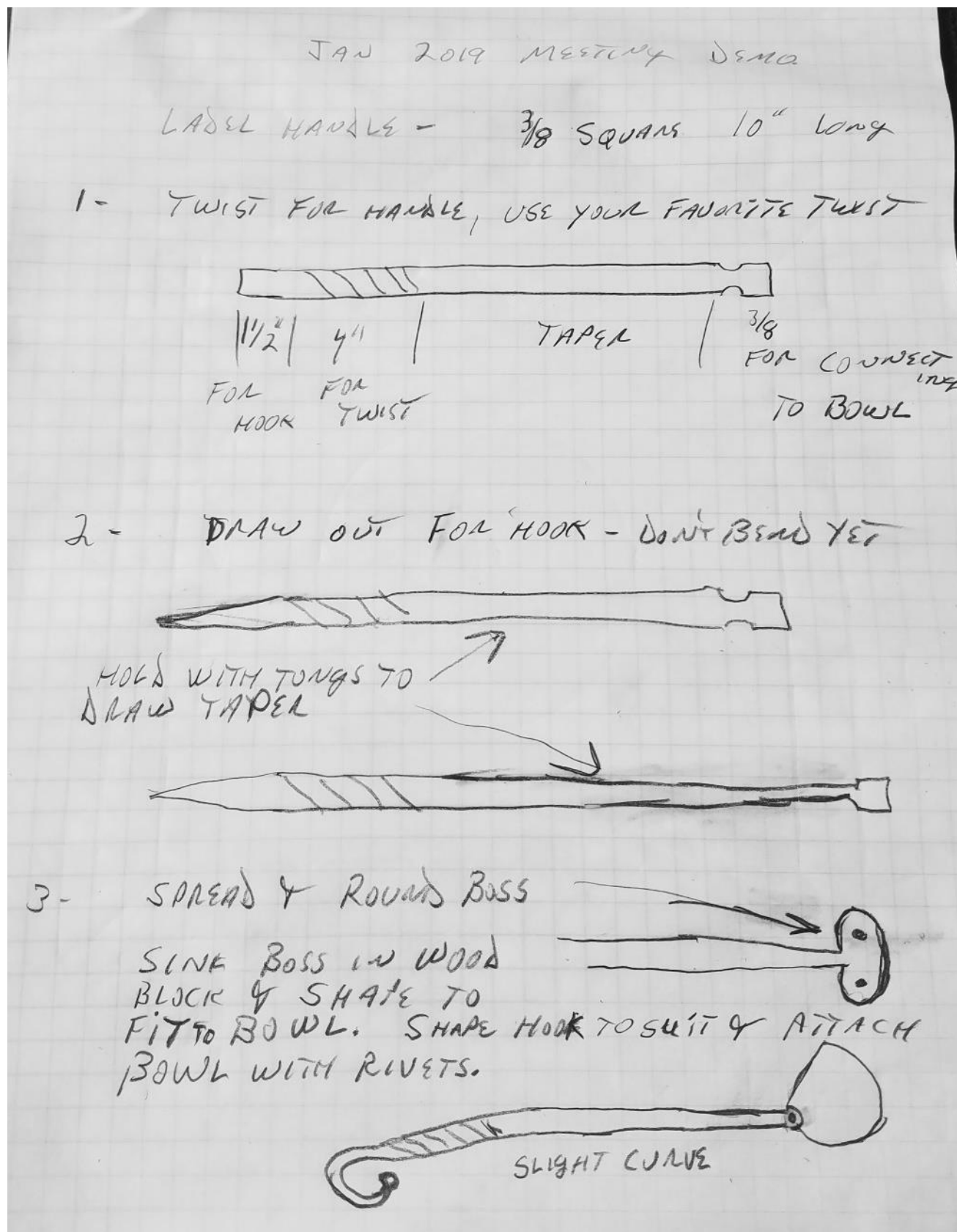
# Double Heart plans featured at Headache Hammer In

By: Pat McCarty



# January Meeting Demo piece ~ Ladle

By: Pat McCarty



# Bone Curing for Handles

By: Doug Wilson

About thirteen years ago i started making my own knives and developed this way of curing bones, so far all bones I've treated this way look the same way they did the day i finished them and take on an antique yellow appearance. I've been visiting your site for some time and have made good use of a lot of the information here and would like to contribute my own piece.

First prep the bones by cutting them to the rough length needed; this should be done as soon as possible or the bones will get a brown discoloration in places.

Then place the bones in a pot of water and cover with about 2" of water. Add 1Tbs of salt and a drop of dish soap. Bring to a rolling boil, reduce heat and let simmer for 3-5 minutes. This removes the animal fats and cooks the marrow to ease removal of it.

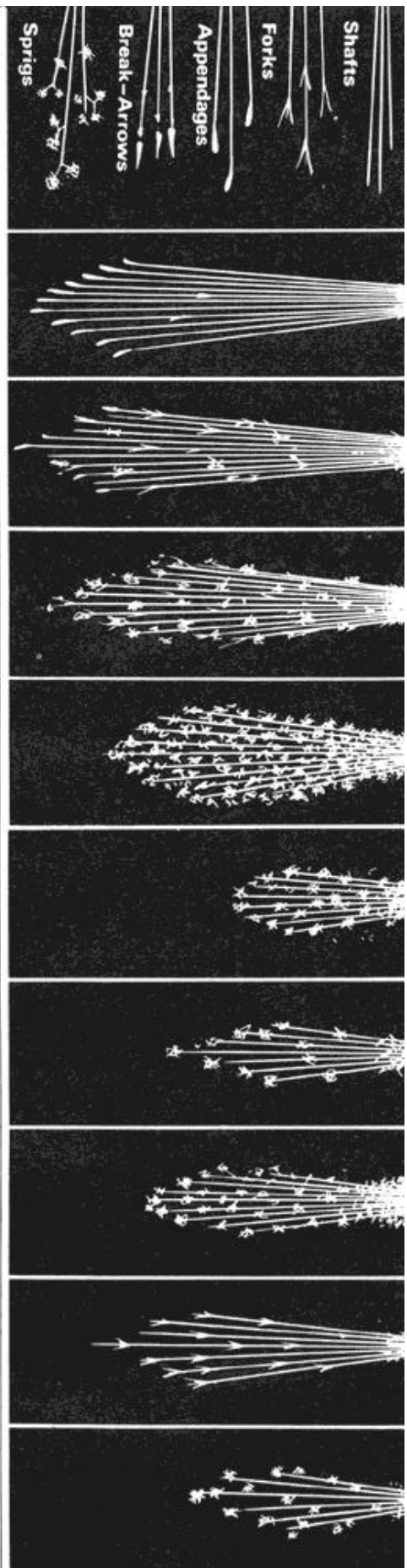
At the same time heat enough vegetable oil to cover the bones in a separate pot until just hot enough water bubbles when dripped in.

Place bones directly from the simmering water into the heated oil. Remove from heat and allow to sit overnight.

Dry bones on a piece of cloth for a few days. They can then be sanded and coated with stock oil if wanted.

Hope this is helpful to someone down the line.





CHARACTERISTICS OF SPARK TEST	LOW C. STEEL (0.1% C)	MILD STEEL (0.25% C)	MED. C. STEEL (0.4% C)	HIGH C. STEEL (0.7% C)	GREY CAST IRON	MALLEABLE CAST IRON	AUSTENITIC MANG. STEEL	HIGH ALLOY STEELS 18/18 Stain Die Steel
Volume of Stream	Large	Large	Large	Med. Large	Small	Moderate	Mod. Large	Moderate
Relative Length	1.6m	1.8m	1.6m	1.4m	0.6m	0.75m	1.1m	1.3m
Colour at Wheel	Straw	White	White	White	Red	Straw	White	Straw
Colour at end	Straw-white	White	White	White	Straw	Straw	White	White
DESCRIPTION OF SPARK STREAM (COMPARE WITH KNOWN SAMPLES)	As carbon increases in iron, spark changes from long straw shafts with appendages to forked shafts and some sprigs, number of sprigs increasing with carbon content.							

**CHIP AND FRACTURE**

**White Cast Iron:** Brittle hard small fragments, silvery fracture.  
**Grey Cast Iron:** Small chips, smooth groove, dark grey fracture can mark finger on paper.  
**Malleable Cast Iron:** Tough rough chips larger than Grey Iron.  
**Cast Steel:** Chips easily to continuous smooth groove, coarser crystalline fracture than rolled steel.  
**High Carbon Steel:** Chips hard than MS with lighter coloured edges, very light fine fracture.  
**Aluminium, Copper, Bronzes:** Smooth easily produced chips leaving saw edged groove.

**MAGNETISM**

The following reactions to a magnet are useful for separation.  
**Magnetic:** Nickel, Mild Steel, Carbon and Low Alloy Steels, Grey Iron, Malleable Irons, Straight Chromium Steels.  
**Non-Magnetic:** Austenitic Manganese or Austenitic Stainless Steels and all non-ferrous metals.  
**Slightly Magnetic:** Monel 4, Work-Hardened Aust. Mang. Steel and Work-Hardened Stainless Steels.

**RELATIVE WEIGHTS**

Approximate kilograms per cubic metre are shown for various metals and alloys:  
 1.74 x 10<sup>3</sup> Magnesium  
 2.70 x 10<sup>3</sup> Aluminium and its alloys  
 7.20 x 10<sup>3</sup> Cast Iron, Tin, Zinc  
 7.85 x 10<sup>3</sup> Steel, Stainless Steel  
 8.85 x 10<sup>3</sup> Copper, Nickel, Monel, Brass  
 11.35 x 10<sup>3</sup> Lead  
 15.20 x 10<sup>3</sup> Sintered Tungsten Carbides

# Missouri School of Blacksmithing Cameron, MO Spring 2019 Class Schedule

March 14-16

Blacksmithing 100 - An Introduction

April 18-20

Blacksmithing 100 – An Introduction

April 25-27

Blacksmithing 102 - Candle Holders

May 9-11

Blacksmithing 100 - An Introduction

May 16-18

Blacksmithing 101 – Cooking Utensils

June 13-15

Blacksmithing 200 – Introduction to Toolmaking

June 27-29

Blacksmithing 100 - An Introduction

Contact Matthew Burnett , Owner and Instructor  
816-575-2798

---

# Scholarship Application

Name:

Address:

Phone & Email:

What class or event do you wish to attend?

Where:

What is the cost?

Tuition:

Travel:

Lodging:

Other:

Briefly, describe how attending the particular class/event will advance your blacksmithing skills and be helpful in promoting the craft of blacksmithing. Identify the specific skills you expect to learn during this learning experience. (Additional pages if necessary)

I understand that as a requirement of receiving this scholarship, I will be required to submit an article about the education experience attended with appropriate notes and diagrams to the BAM newsletter no later than 3 months after attending the event AND within 1 year of the event, I will present a demonstration of the newly learned skills at a BAM meeting or complete a video to be placed on the BAM library. One third of the total scholarship amount will be awarded before the event, one third on submission of the article to the newsletter editor, and one third after presenting the demonstration at a BAM event.

Signed \_\_\_\_\_ Date \_\_\_\_\_

Send Scholarship applications to:  
Mike McLaughlin, 122 Milwaukee, Lawson, MO 64062  
cowpie42@hotmail.com 816-296-3935

This page may be printed

# BAM Tailgate

## Buy, Sell, Trade

### Individual Classified ads:

**For Sale:** Anvil's Ring Magazine collection Sept '73 thru Present. \$350 Bob Woodard Edwardsville, IL 618-692-6508

### Commercial / Resource ads:

**Beverly Shear Blades Sharpened.** Remove blades from shear and ship to Clay Spencer, 73 Penniston Pvt. Drive, Somerville, AL 35670 \$41 includes return postage, additional cost for deep notches or blades previously sharpened at angle.

**Little Giant--** We can do repairs on any or all components of your Little Giant front assembly. Contact Roger Rice, Midwest Machine, 6414 King Road, Nebraska City, Nebraska 68410. (402) 873-6603

**Roller Blade Treadle Hammers** (Clay Spencer design) for Sale or Workshops led to build hammers. Bob Alexander, e-mail to scruboak4@netzero.com, or call 636-586-5350.

### Information / Education:

#### Missouri School of Blacksmithing

Cameron, MO

Instruction by Matthew Burnett

Group and Individual classes offered.

816-575-2798

**Tong Making Class-**Weekend Course, 4 people per class - \$125 per person. Contact: Charles Comstock, Rt.1 Box 20, Deerfield, MO. 64741 (417) 927-3499, or (417)-321-2286 cell

**Back issues** of Jerry Hoffmann's Blacksmith's Journal, Call 1-800-944-6134 for more information.

**Classes offered,** The Ornamental Iron Shop  
Contact the instructor to register and customize your class.

John D. Thompson – Metalsmith

3923 Hwy 25; Hodges, SC 29653 864-374-3933

**Classes** at Pieh Tool Company, Inc. - Camp Verde, AZ

The Bill Pieh Resource for Metalwork.

Call now for more information and to enroll:

(928) 554-0700 or (888) 743-4866.

[www.piehtoolco.com](http://www.piehtoolco.com).

**Mathias Penn** is offering introductory & beginning blacksmith classes. 417-543-2148

[Tytheblacksmith@yahoo.com](mailto:Tytheblacksmith@yahoo.com)

**oldschoolcrafts** Blacksmith School, Joe Davis  
12625 Lawrence 1175, Mt Vernon, MO 65712 phone  
417-461-0387 on the web [www.oldschoolcrafts.org](http://www.oldschoolcrafts.org) E-Mail [oldschoolcrafts@hotmail.com](mailto:oldschoolcrafts@hotmail.com)

**David Norrie blacksmithing school** in Colorado

David Norrie 303-859-0770 [http://](http://www.forgewithintention.com)

[www.forgewithintention.com](http://www.forgewithintention.com)

or <http://www.davidnorrie.com>

**The Upper Midwest Blacksmiths Assoc (UMBA)**

video library. An index list can be viewed at

[www.umbaonline.org](http://www.umbaonline.org)

They are VHS or DVD-R Cost is \$5 each with \$2 per order shipping there is no return date, you keep the video for this price. All videos are made at group demos, no commercial titles.

#### Blacksmithing E-books on CD

Now eight titles are available on CD, \$4/each, or all eight books, \$24 postpaid. More books are in production and will be available soon- order on-line at [www.blacksmithingebooks.com](http://www.blacksmithingebooks.com), or check/MO to Brian Gilbert, 3404 Hartford Dr., Chattanooga, TN 37415.

**Tire Hammer Plans** by Clay Spencer

Send Paypal for \$30US to [clay@tirehammer.com](mailto:clay@tirehammer.com). Or check/money to 73 Penniston Pvt. Dr., Somerville, AL 35670. I can mail a copy or email PDFS.

Beverly shear blades sharpened. Remove blades, mail in small Flat Rate box, include check/money order for \$50, includes return postage. [clay@otelco.net](mailto:clay@otelco.net), 256-558-3658.

**New England School of Metalwork**

[www.newenglandschoolofmetalwork.com](http://www.newenglandschoolofmetalwork.com) 1-888-753-7502



## Power Hammer page

I've taken some time to collect and post old info, catalogs and brochures on power hammers. The link of our NEB web page to this information is: [http://www.newenglandblacksmiths.org/power\\_hammer\\_info.htm](http://www.newenglandblacksmiths.org/power_hammer_info.htm) Ralph Sproul

**Rochester Arc & Flame Center!** Featuring Blacksmithing, Welding & Glass Blowing, over 30 classes available for all levels of interest, [rocafc.com](http://rocafc.com) 585-349-7110

**For Sale:** Power Hammer instruction DVDs. Clifton Ralph, 4041 W 47st, Gary, Indiana, 46408 (219)980-4437

## Products:

**Forge-Aprons** offers seven different styles of leather blacksmith aprons; the Original bib, the Short bib, the Full-Cut bib which offers greater chest coverage, the Lap apron, two sizes of Kid's aprons, a Budget apron and our brand new, limited edition Flame apron which features flame imprinted buckles and an anvil engulfed in flames on the logo pocket. [www.Forge-Aprons.com](http://www.Forge-Aprons.com)

**Heavy-Duty Fry Pan Blanks** 9" diameter, tapered sides 12

Or 13 gauge steel (approx.2 pounds) no predrilled holes for the handle \$14.00 each..1-4, \$12.00 each.5-9, \$10.00 each...10+. Shipping: \$5.00 plus\$1.00 each frypan Bob Tuftee 563-332-4800 6 Hollows Court LeClaire, IA 52753

**L Brand Forge Coke** now packaged in 50 pound bags on pallets. Send your zip code for a quote on price including delivery.1-678-360-3521 or [LBrandForgeCoke@aol.com](mailto:LBrandForgeCoke@aol.com).

**Chile Forge-** Next generation gas forges [www.chileforge.com](http://www.chileforge.com) David Starr 520/360-2141

**Kayne and Son** Custom Hardware, 100 Daniel Ridge Road,Candler, NC 28715. (828) 667-8868 fax (828) 665-8303, e-mail: [kaynehdwe@charter.net](mailto:kaynehdwe@charter.net), web site: [www.blacksmithsdepot.com](http://www.blacksmithsdepot.com).

Offering a full line of blacksmithing equipment. We ship and accept Visa and Mastercard.

**D.L. Schwartz Co.** Blacksmith and Farrier supplies. 2188 S. US 27, Berne, IN. 46711, 1-800-955-3064

**SOFA** fire pots are once again available. For information contact Bob Cruishank, 1495 W. Possum Rd., Springfield, OH. 45506 Phone: (937) 323-1300 or [www.creativeironforge.com](http://www.creativeironforge.com) or [www.sofablacksmiths.com](http://www.sofablacksmiths.com)

**USA Dealer** for REFFLINGHAUS ANVILS, 77 to 1250 lb.

European 2 horn with or without upsetting block & side shelf.

Over 100 sizes and styles available. Guaranteed face @ HRC59

Dick Nietfeld [www.blksmith.com](http://www.blksmith.com) Phone (308) 384 1088

## Wanted:

**Blacksmith business cards.** I would like to put together a collage of Blacksmith business cards. Bring them to a meeting or mail them to me with your dues.

Bruce Herzog  
2212 Aileswick  
St. Louis, MO 63129

### Demonstrator List

Fred Weisenborn has started a list of members available for demonstrations, fairs, historic events, and festivals, etc. 417-589-2497 e-mail: [jweisenb@llion.org](mailto:jweisenb@llion.org)

**Around the Anvil** BAM has its very own E-Mail news group. If you would like to participate there is a sign up link on the [bamsite.org](http://bamsite.org) or send an E-Mail to Terry Humphries at [thumphr@south40.org](mailto:thumphr@south40.org) and he will get you signed up.

Check out back issues of BAM newsletter on [www.bamsite.org](http://www.bamsite.org). It now has a search feature to help you find old articles.

**Ad Policy:** Blacksmith related ads are free to BAM members. Personal ads will run for two issues. Resource ads are ongoing at my discretion. Send to [BAMeditor2015@gmail.com](mailto:BAMeditor2015@gmail.com), or call 636-432-4468

# Coal Stations

**Price per bag:**

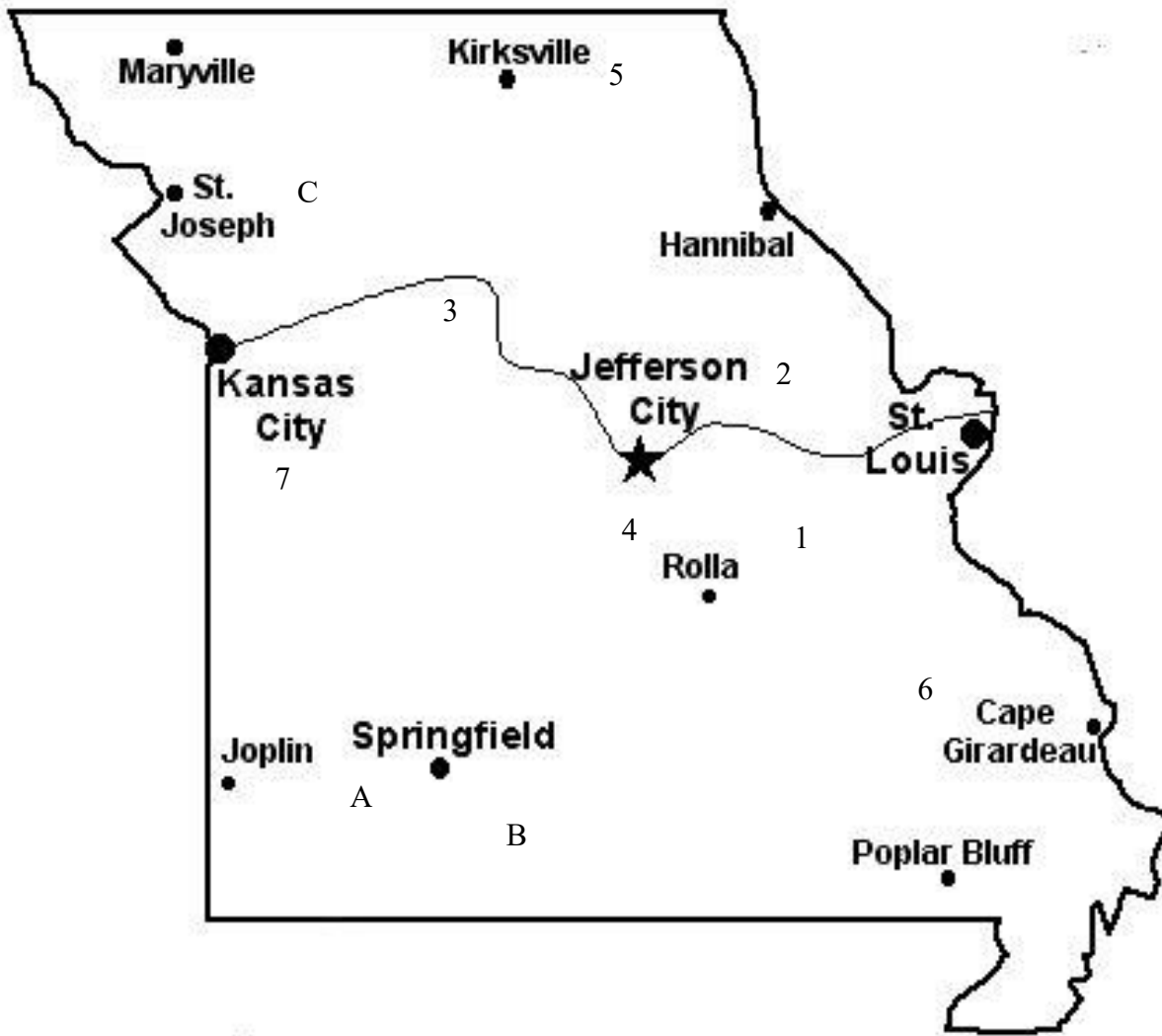
BAM Members \$14.00

Non Members \$19.00

Member's pickup at Bob Alexander's - \$12.00

Coal keepers earn \$3.00 per bag

Bags are approximately 50lbs. each



---

## BAM Coal

1. Bob Alexander (636) 586-5350  
14009 Hardin Rd.  
DeSoto, MO 63020
2. Ken Jansen (636) 295-5844  
2257 Carter Rd.  
Moscow Mills, MO 63362
3. Doug Clemons (660) 631-1257  
29377 Durango Ave.  
Malta Bend, MO 65339
4. Jerry Rehagen (573) 744-5454  
390 Bozina Valley Trail  
Freeburg, MO 65035
5. Joe Hurley (660) 988-8872  
or (660) 626-7824  
26306 State Hwy D  
Downing, MO 63536
6. Bob Maes (573) 866-3811  
Route 1 Box 106 K  
Millersville, MO 63766
7. Bryan Lillibridge (660) 638-4536  
1545 NW 300  
Urich, MO 64788

## Non BAM Coal

- A. Tim Johnson, Springfield, MO 417-886-8032 - \$.40/lb. check, \$.35/lb. cash. Bring your own containers.
- B. Good blacksmithing coal for sale \$12 per approximate 50 lb bag with bulk delivery available.  
Matthias Penn Rt. 1 box 479-S Ava, Mo. 65608. (417)-543-2148.  
Or e-mail [tytheblacksmith@yahoo.com](mailto:tytheblacksmith@yahoo.com).
- C. Coal for sale \$14 per approximate 50 lb. bag. Missouri School of Blacksmithing  
Matthew Burnett 816-575-2798, 3100 NW Winchester Rd Cameron, MO 64649

## Coal Specifics

A few notes on our coal:

- 1) Not all coal is created equal. The coal we buy is from the West Virginia to Pennsylvania vein and is a high metallurgy grade unlike coal from other areas.
- 2) Raw coal from the bagging company is stored outside which allows it to get rained on, (rain is water which weighs 8.4 pounds to the gallon). If the coal is bagged wet and then dries out the weight will change.
- 3) The coal fines which when mixed with water to form a paste burns along with the chunks of coal but during shipping and handling may sift out of the bags causing a weight loss.

So, the bottom line to all of this is we are selling coal in approximately 50 pounds bags.

**BAM**  
2212 AILESWICK DR.  
ST. LOUIS MO 63129

Please send changes to Bruce Herzog, 2212 Aileswick Dr., St. Louis MO 63129 or e-mail to [bjherzog@charter.net](mailto:bjherzog@charter.net)

## Photo Gallery ~ Jan. Meeting See page 8 for next meeting map and info

