

# BAM

July / August 2018



July / August 2018  
Volume 35, No 4

# Blacksmith Association of Missouri

## Table of Contents

BAM / ABANA application	3
Presidential Address	5
Meeting Minutes ~ July	6
Iron In the Hat ~ July	7
Map for November meeting	8
Editor / Book Review	9
Bernie's Hammer In	10
Trade Items	13
Historic Forge	16
Missouri School of Blacksmithing	17
Tailgate	18
Scholarship Application	20
Coal Map	21
State Fair Photos	22
July Meeting Photos	24



**Editors**

Jon and Heather McCarty

**Contributing Writers**

Bob Stormer

**President's Message**

Steve McCarthy

**Mailing Labels**

Bruce Herzog

The Newsletter of the Blacksmiths Association of Missouri is published six times a year and is mailed to members of BAM. The annual fee for regular membership is \$30/year; a portion of this amount is for a subscription to this newsletter for one year. Editorial inquiries should be addressed to : Jon McCarty 815 Miller Street, New Haven, MO 63068; (636)432-4468, or send an email to: bameditor2015@gmail.com BAM membership inquiries should be addressed to: Bruce Herzog, 2212 Aileswick Dr. St. Louis, MO 63129 (314) 892-4690 or send email to bjherzog@charter.net. Occasionally some material will be copyrighted and may not be reproduced without written consent by the author. BAM welcomes the use of any other material printed in this newsletter provided the author and this organization are given credit.

**Membership Application**

Name: \_\_\_\_\_

Address: \_\_\_\_\_

City: \_\_\_\_\_ State: \_\_\_\_\_

Phone: (    ) \_\_\_\_\_

Zip: \_\_\_\_\_

E-mail: \_\_\_\_\_

New Member     Renewal     ABANA member

Are you interested in taking a class?

How did you learn about BAM?  
\_\_\_\_\_  
\_\_\_\_\_  
\_\_\_\_\_

**ABANA Membership Application**

Primary ABANA Charter Affiliation: \_\_\_\_\_

Name: \_\_\_\_\_

Address: \_\_\_\_\_

City: \_\_\_\_\_ State: \_\_\_\_\_

Phone: (    ) \_\_\_\_\_ Zip: \_\_\_\_\_

New Member     Renewing Member

*Includes a Subscriptions to the Anvil's Ring and The Hammers' Blow magazines*

Regular Member -----\$55 yr.

Senior Citizen (Age 65+) -----\$50 yr.

Full time student -----\$45 yr.

Overseas membership -----\$65 yr.

Contributory-----\$150 yr

Public Library-----\$45 yr.





# President Report

By: Steve McCarthy

At the June meeting at Ned at Ester Digh's it was voted that we should go ahead and replace the little white trailer that the forges, anvils and other conference equipment are stored in. The new trailer is a 7x14 tandem axel with a ramp door. It is gray in color but otherwise just like the MTS trailer. If you have ever helped load or unload the old trailer at conference or the State Fair, you know how much of a blessing this will be. Kent Harbit has the trailer now. Sometime after the Fair the equipment will be switched to the new trailer. After that happens, we will need to decide how to get rid of the old one. I think sealed bids may be the way to go, but we have plenty of time to discuss it.

Also at the June meeting was a discussion of a large anvil that BAM purchased around 2006. After some research and a few phone calls by Bruce Herzog and myself, mystery solved. BAM owns a 450lb double horned Habermann anvil. It has been stored in a corner of John Murray's shop since the last Warrenton conference. Now that it has been rediscovered, we need to decide what to do with it. We need another anvil for the conference trailer, and this was originally purchased for a demonstrator's anvil. Although it is a very nice anvil, it's size is what caused it to get put in storage in the first place. Moving a 450lb anvil in and out of the trailer safely is not an easy task. We

need to either come up with a solution for set up and storage or sell it and get something more manageable. We will discuss it at the September meeting.

The July meeting was quite an experience for me. It was the first meeting Lori and I have hosted and the first time I have forged in front of more than a couple people. I really appreciate the turn out we had. I never got an exact count but I know it was over 80. Now a large meeting is good, but when it is also the demonstrator's first public demonstration it can also be a little intimidating. To say the least, I was just a little nerved up. As with most demos there are a few things that don't go as planned. I didn't have too many problems except for when I let my tongs get too hot and about a 1/2" of one side broke off and went straight for Bob Stormer's bare leg. Well, the hot metal didn't quite make it to Bob's leg and I was able to fix the tongs fairly quick, so it worked itself out ok. The ax I made required some work at the grinder so I wasn't able to finish it at the meeting but will have it in the iron in the hat at the September meeting. I also appreciate that everyone cleaned up after themselves so well. Nothing was out of place and all the trash was in the cans. The only thing I had to do when everyone was put the chairs away. Thank you all.

Until we meet again, Happy Hammering.



Steve McCarthy



# Meeting Minutes ~ June Meeting

By: Bob Stormer

President Steve McCarthy opened the meeting and was thanked by all the attendees for hosting the meeting and demonstrating.

Bruce Herzog gave a detailed treasurers report and noted that BAM now has 615 members, which is down 34 members from the previous meeting. Bruce commented that this is not unusual for this time of year.

Mike McLaughlin gave a scholarship report, but since nobody has requested a scholarship, there wasn't much to report. The scholarship program is an excellent way to improve your forging and finishing skills. Call Mike to request a scholarship.

Steve McCarthy had the new conference equipment trailer with the BAM logo at the meeting. Kent Harbit will take it back to his shop and begin the process of transferring the equipment from the old trailer to the new one. The transfer will not be completed by the 2018 State Fair, but will be finished prior to the 2019 Conference. When the old trailer is empty it will be auctioned by sealed bids with a minimum of \$400. Kent also has tickets and parking passes for anyone who has signed up to work at the State Fair. If you want to help at the state fair call Kent at 660-647-2349. You get free fair entrance and really good parking.

Willie Bagley has requested use of the BAM MTS trailer for conducting a boy scout blacksmithing class. Concern was expressed about whether the Boy Scouts had sufficient insurance. Steve McCarthy will check with Willie to make sure he understands the insurance is the responsibility of the Boy Scouts.

Steve McCarthy addressed the issue of the missing BAM anvil that was briefly discussed at the June meeting. Bruce Herzog did some extensive investigation and could not determine what happened to it. He thought that maybe Stan Winkler had bought it from BAM and was going to check his financial records for evidence of a canceled check.

Karen Bouckaert, the BAM Librarian, said there has been a change in the rules for borrowing books from the library. Now you need to return the book at the "second" meeting from when you signed it out, rather than the first. You get an extra two months to keep it.

Karen also is asking for suggestions of a new vendor for the BAM conference T-shirts. If you know someone who might do the imprinting contact Karen at 636-673-1996. She typically orders about 250 t-shirts for the conference.

Don Anders mentioned that some of the forges in the MTS trailer have some of the insulation is coming loose.

Matthew Burnett talked about keeping the BAM demonstrator list up to date. The list is on the BAM webpage and Bernie Tappel asked that you contact him if you want to be added to, or taken off the list. You can contact him at 573-496-3793.

The meeting was adjourned.

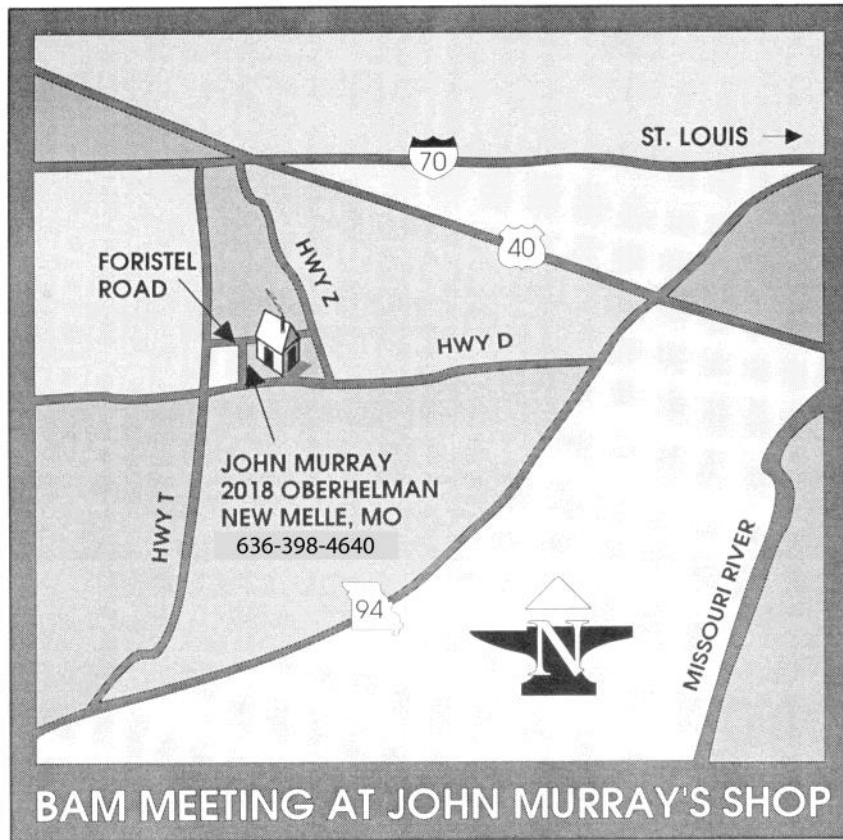
---

# Iron In the Hat - June Meeting

<b>Donated by</b>	<b>Won By</b>	<b>Item</b>
Max Brixey	John Huff	RR Spikes
Nathan Robertson	Jim Holland	Hack Snapper
Bob Alexander	John Sherwood	RR Spikes
Dennis Mohrmann	John Gries	Buggy Parts
Bob Alexander	Charlie Carpenter	10 Rasps
Dennis Mohrmann	Don Anders	Steel Drum
Mike McLaughlin	Ned Digh	L-Brand Forge Coke
Dennis Mohrmann	Steve McCarthy	Buggy Parts – Brake
Jon McCarty	Max Brixey	ABANA T-shirt
Steve McCarthy	John Sherwood	Copper Wire
Steve McCarthy	Ashley Farnsworth	Shear
Charles Schumann	David Rosemann	1/2” Sq Tubing Punch Holder
Steve McCarthy	David Rosemann	Leaf Spring
Tom Patterson	Heather McCarty	MREs
Hollis Harbit	Heather McCarty	RR spikes & Round Rod
Charles Schumann	David Rosemann	Catalogs
Nathan Robertson	Charlie Carpenter	Flatter
Drew Johnson	Mike McLaughlin	Dogwood Flower
Charles Schumann	John Huff	Utility Knife
John Huff	John Gries	Bucket of Horseshoes
Tom Patterson	John Sherwood	Whet Rocks (Stones)
Bob Alexander	Jim Holland	Miniature Anvil
Gary Ethridge	David Rosemann	Snake Letter Openers
Dennis Mohrmann	Bob Stormer	Buggy Parts
Ned Digh	Jim Holland	Sockets in a baggie
Mike Gentzsch	John Gries	Hay Rakes
Jim Holland	Bob Stormer	Large Taps
Craig Ferrell	James Brown	Empty Freon Tank
Ned Digh	Tom Patterson	Box Of Misc Tools

# Next Meeting: November 3, 2018

Hosted By: John Murry 2018 Oberhelman Road Foristell, MO 63348



Food will be available ~ A whole hog will be roasted. YUM!!!

**Trade item:** Any woodworking tool  
John Murry will be demonstrating.

## Upcoming Events...

November 3, 2018 Meeting, John Murry,  
Foristell, MO

January 2019 Meeting, Dale Kirby, Higbee, MO

March 23, 2019 Meeting, Chris Miller ~ Doniphan, MO

May 2019 Conference, Sedalia, MO

August 2019 State Fair, Sedalia, MO

If there is an event that is not listed or a meeting that you are interested in hosting please contact us at [BAMeditor2015@gmail.com](mailto:BAMeditor2015@gmail.com).



---

# From the Editor

By Jon McCarty

It has been crazy for me that last couple months. Between being on the Set up crew for the ABANA Conference and doing my first demo at The Big River Steampunk Festival, then heading out the next few weekends to Demo at the Ren Fair I will be getting plenty of time at the forge. Its all fun and I got to speak with several people I hope to see in the new members list soon.

I have been asked by several people at the last couple meetings if there would be another belt grinder workshop. If I can get enough people interested I would be happy to do another one. The cost will be about \$1000.00 for each grinder. The specs on the grinders are as follows:

- 2X72 belt grinder
- 2HP 3500RPM motor
- Variable speed frequency drive
- Lightening Wheels, wheel set
- Flat platen tool post

We had a lot of fun at the first workshop. I think we all learned a few things along the way as well. Pat has offered up the use of his shop again for the build. I will need at least 10 people before I can run another one. Shoot me an email if you are interested at [BAMeditor2015@gmail.com](mailto:BAMeditor2015@gmail.com) and I will get a list started.

## Book Review

I was contacted by Jim Blaho from Artisan Ideas to review a new book they had just come out with. I took me a while to write this review. The book titled *The Blacksmiths Project Book* Is written by Antonello Rizzo who also wrote *Secrets of the Forge*. I really enjoyed reading this, for me I was able to read it from cover to cover, however it is just as easily used as a reference guide to make any of the included projects.

It has a total of 21 projects that range through several styles of smithing as well as finishes to make your work have that hint of color you may be looking for. Each project comes from a different smith, all of which produced amazing work. While many of the projects are what I would call Sculpture or Art Projects, there are plenty of great useable projects and tools as well. For me no blacksmithing project book

would be complete without at least one blade and The project book did not let me down. There is a nice section one making a Bill Hook By an italian smith named Roberto Magni. He shows how to forge and heat treat the blade, make the handle and attach the handle, and sharpen the blade.

Every project has many photos describing the process in a nice step by step progression.

In the end I do recommend this book. It is a good addition to your library and a great source of some new ideas and inspiration..

That's about all I have, keep safe and keep hammering!

Remember, Coal dust is man glitter!

Jon



# Bernie Tappel's Old Retired Guys

& Anybody Who Wants to Take a Vacation Day

## Hammer-In, July 26, 2018

By: Bob Stormer

First of all, I want to thank Bernie and Patti Tappel for opening their house and shop to about 76 people for the day, and especially for letting our three granddaughters use their driveway for chalk art. Secondly, Bernie asked me to pass along a big thank you to all the people who helped with the food preparation and serving, those who helped demonstrate in the shop, and those who helped the less experienced smiths get started on their projects. It was a wonderful mix of very talented blacksmiths and those who are willing to learn from them. The weather was as good as it could be for late July in Missouri. A little rain in the afternoon, but that helped cool things down a bit. There are a lot of pictures posted in BAM Gallery on Facebook, and a few of them are included with this article. If you have the chance to review the pictures in the BAM Gallery, you'll see a lot of groups of people visiting, which I think is critical part of any of the BAM meetings. A few that we don't get to see often are Don & Joyce Nichols, Maurice & Bess Ellis, and Hank and Bonita Knickmeyer.

I didn't get there early enough to see Bernie start off with a demonstration of how he makes tongs using some tools and fixtures he made for his Bradley hammer (Figure 1). He repeated the demonstration in the afternoon which is covered later in this article. Bernie was not the only one using the Bradley. Maurice Ellis was using it to make acorn and ball tipped handles with some spring fullers he brought with him. See Figures 2 and 3. I also saw Ian Wille and Pat McCarty using it. I didn't get to see what Ian's project was, but Pat's was a skull he saw made at the ABANA conference (see Figure 4). Ken Jansen made a square frame with real "square" inside and outside corners. I think he saw this at ABANA. I didn't get a picture of the finished product, but Figure 4a shows the work-in-progress. I think the inside corners were finished and Ken was working on the outside corners.

There was no shortage of forge space outside either. Bernie, with Patti's help I'm sure, built an overhang on the back of his shop that ran the entire length of the shop. Figure 5 shows some of the activity outside. There were four coal forge stations and one gas forge station. Counting the primary forge inside, there were six forge stations that were kept busy all day. I could

not keep track of all the projects. When the afternoon rains came, it had no impact on forging activity. What a terrific and timely addition to the shop.

What would a blacksmith meeting be without food? Figure 6 shows part of the kitchen committee. Mike Gentzsch made the cowboy beans in a dutch oven outside the shop, Figure 6a. The food was terrific, lots of desserts, and the rain held off long enough for most of us sitting outside to finish. However, the group photo that was planned for after lunch was rained out. This year Bernie donated a pair of box jaw tongs, and a pair of bolt tongs as attendance prizes. The drawings for the prizes were made at the end of lunch. Willie Bagley won the box jaw tongs and his grand-daughter Yoo Jung won the bolt tongs. They are both pictured in Figure 7 making a chain link.

After lunch, Bernie demonstrated making tongs again for those of us who didn't see it in the morning. Figures 8 thru 14 show the sequence for making the tongs. For these tongs I think Bernie said he uses 1/2" round stock, but for box jaw tongs he uses 5/8" square stock. Figure 8 shows Bernie shaping the jaws for the tongs using the Bradley, with Figure 9 showing the resulting forged parts. Figure 10 shows the tools Bernie made to put the final shape on the jaws of the tongs. The tool on the left is used to shape the "bow" in the jaws and the one on the right is used to put a groove in the end of the jaws. Figure 11 is the jig he made to fit on the lower die of the Bradley that holds the jaws while the hand held tools shown in Figure 10 are used to finish the jaws. Figure 12 shows the "bow" being shaped while Figure 13 shows the finished bow shape and the groove being forged in the end of the jaws. The tongs are ready for a rivet in Figure 14.

Although Bernie's hammer-in might no longer be called a small, local hammer-in any more, I will repeat that I believe the future of blacksmithing, and BAM specifically, relies on small groups of people getting together to provide access to blacksmithing for those who have trouble traveling to the larger meetings, or just prefer smaller groups. If you organize or attend any of the small local get-togethers, please send some photos to Jon and Heather McCarty at [bameditor2015@gmail.com](mailto:bameditor2015@gmail.com).



Figure 1



Figure 2



Figure 3



Figure 4



Figure 4a



Figure 5



Figure 6



Figure 6a





Figure 7



Figure 11



Figure 8



Figure 12



Figure 9



Figure 13



Figure 10



Figure 14

---

## Trade Items ~ June Meeting



**Made By:** Don Anders  
**Traded To:** John Sherwood



**Made By:** Bernie Tappel  
**Traded To:** Steve McCarthy



**Made By:** Charlie Carpenter  
**Traded To:** Scott Woods



**Made By:** Chris Miller  
**Traded To:** Terry Smith



**Made By:** Jack Davis  
**Traded To:** Bernie Tappel



**Made By:** Harold Van De Mark  
**Traded To:** Alex Tappel



**Made By:** Scott Woods  
**Traded To:** Santo Giuffrida





**Made By:** John Huff  
**Traded To:** Harold Van De Mark



**Made By:** James Brown  
**Traded To:** Chris Miller



**Made By:** Matthew Burnett  
**Traded To:** Ken Jansen



**Made By:** John Gries  
**Traded To:** Dennis Mohrmann



**Made By:** Ken Jansen  
**Traded To:** Jon McCarty



**Made By:** Jim Holland  
**Traded To:** Jack Davis



**Made By:** Dennis Mohrmann  
**Traded To:** Jim Holland



**Made By:** Steve McCarthy  
**Traded To:** Pat McCarty






**Made By:** John Sherwood  
**Traded To:** Don Anders



**Made By:** Mike McLaughlin  
**Traded To:** John Gries



**Made By:** Alex Tappel  
**Traded To:** James Brown



**Made By:** Jon McCarty  
**Traded To:** Charlie Carpenter



**Made By:** Terry Smith  
**Traded To:** John Huff



**Made By:** Pat McCarty  
**Traded To:** Mike McLaughlin



**Made By:** Santo Giuffrida  
**Traded To:** Bob Stormer



**Made By:** Bob Stormer  
**Traded To:** Matthew Burnett

# Historic Forge

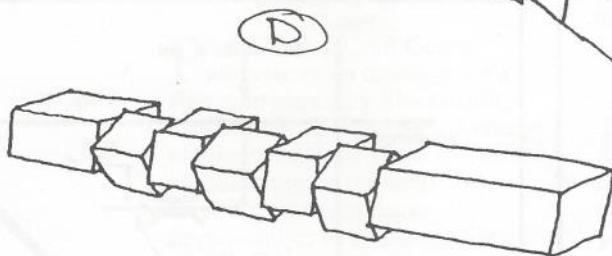
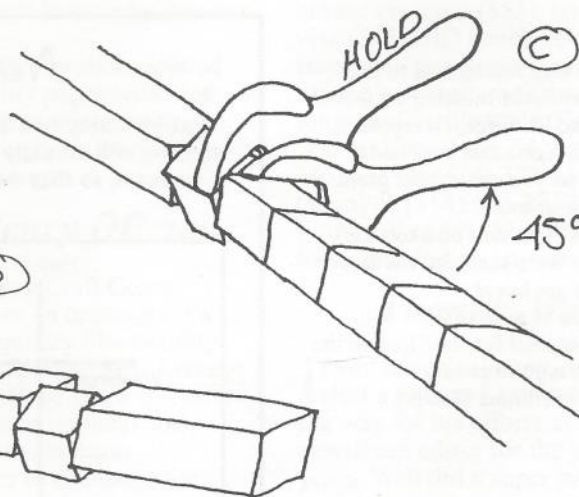
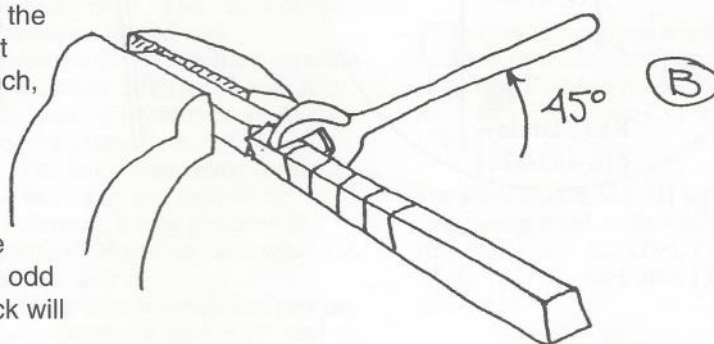
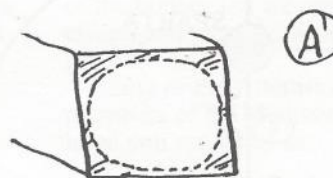
From the July Aug 1992 issue of the BAM Newsletter

## The Rubik's Twist

One of the highlights of Francis Whitaker's demonstration was the execution of the Rubik's twist, a title that was coined on the spot.

Starting with 5/8 inch square stock cut an even number of hacksaw cuts 1/16 inch deep all the way around and 5/8 inch apart, laying out the cubes (A) Cut into the corners to round out the cuts and to avoid a shear plane when twisting. Bring to yellow heat. (Mr. Whitaker likes to work hot and precedes each move by wire brushing all scale off.)

Clamping end of rod in vise, twist the first cube 1/8 turn (B) Holding that cube in place with a second wrench, twist the next cube 1/8 turn (C). Hold wrenches close together and avoid deforming cubes. Holding the last cube turned, proceed down the line until all the cubes have been turned. With an odd number of cubes, the square stock will line back up (D).



Thank you Francis Whitaker!

Stan McGee  
Pine Forge 

FROM: APPALACHIAN AREA CHAPTER

---

# Missouri School of Blacksmithing

## Class Calendar 2018

July 26-28  
Blacksmithing 1- An Introduction

August 2-4  
Blacksmithing 4-Forging Blacksmith Tongs

August 16-18  
Introduction to Knifemaking with Ken Jansen

August 30-September 1  
Blacksmithing 1- An Introduction

September 27-29  
Blacksmithing 2-Introduction to Toolmaking

October 4-6  
Forge-Welding

October 18-20  
Colonial American Hardware with Bernie Tappel

October 25-27  
Blacksmithing 1- An Introduction

Call to receive our Course Catalog.

Matthew Burnett  
3100 NW Winchester Road  
Cameron, MO 64429  
816-575-2798

# BAM Tailgate

## Buy, Sell, Trade

### Individual Classified ads:

**For Sale:** Anvil's Ring Magazine collection Sept '73 thru Present. \$350 Bob Woodard Edwardsville, IL 618-692-6508

### The Jefferson County Bicentennial Expo

October 6th 2018, 9:00am—5:00pm  
At the Hillsboro Civic Club, Hillsboro MO 63050  
Looking for 2 demonstrators. Contact Wayne Wiley @ 636-725-5370

### Commercial / Resource ads:

**Beverly Shear Blades Sharpened.** Remove blades from shear and ship to Clay Spencer, 73 Penniston Pvt. Drive, Somerville, AL 35670 \$41 includes return postage, additional cost for deep notches or blades previously sharpened at angle.

**Little Giant--** We can do repairs on any or all components of your Little Giant front assembly. Contact Roger Rice, Midwest Machine, 6414 King Road, Nebraska City, Nebraska 68410. (402) 873-6603

**Roller Blade Treadle Hammers** (Clay Spencer design) for Sale or Workshops led to build hammers. Bob Alexander, e-mail to scruboak4@netzero.com, or call 636-586-5350.

### Information / Education:

#### Missouri School of Blacksmithing

Cameron, MO  
Instruction by Matthew Burnett  
Group and Individual classes offered.  
816-575-2798

**Tong Making Class-**Weekend Course, 4 people per class - \$125 per person. Contact: Charles Comstock, Rt.1 Box 20, Deerfield, MO. 64741 (417) 927-3499, or (417)-321-2286 cell

**Back issues** of Jerry Hoffmann's Blacksmith's Journal, Call 1-800-944-6134 for more information.

**Classes offered,** The Ornamental Iron Shop  
Contact the instructor to register and customize your class.

John D. Thompson – Metalsmith  
3923 Hwy 25; Hodges, SC 29653 864-374-3933

**Classes** at Pieh Tool Company, Inc. - Camp Verde, AZ

The Bill Pieh Resource for Metalwork.  
Call now for more information and to enroll:  
(928) 554-0700 or (888) 743-4866.  
www.piehtoolco.com.

**Mathias Penn** is offering introductory & beginning blacksmith classes. 417-543-2148  
Tytheblacksmith@yahoo.com

**oldschoolcrafts** Blacksmith School, Joe Davis  
12625 Lawrence 1175, Mt Vernon, MO 65712 phone  
417-461-0387 on the web www.oldschoolcrafts.org E-Mail oldscoolcrafts@hotmail.com

**David Norrie blacksmithing school** in Colorado  
David Norrie 303-859-0770 <http://www.forgewithintention.com>  
or <http://www.davidnorrie.com>

**The Upper Midwest Blacksmiths Assoc (UMBA)**  
video library. An index list can be viewed at  
[www.umbaonline.org](http://www.umbaonline.org)  
They are VHS or DVD-R Cost is \$5 each with \$2 per order shipping there is no return date, you keep the video for this price. All videos are made at group demos, no commercial titles.

#### Blacksmithing E-books on CD

Now eight titles are available on CD, \$4/each, or all eight books, \$24 postpaid. More books are in production and will be available soon- order on-line at [www.blacksmithingebooks.com](http://www.blacksmithingebooks.com), or check/MO to Brian Gilbert, 3404 Hartford Dr., Chattanooga, TN 37415.

**Ray Clontz Tire Hammer Plans** by Clay Spencer  
Send check/money order for \$30 to Clay Spencer, 73 Penniston Pvt. Drive, Somerville, AL 35670-7013.  
Includes postage to US and Canadian addresses.  
Other countries e-mail [clay@otelco.net](mailto:clay@otelco.net) for price. 256-558-3658. Tire Hammers for sale contact me for current price

## **New England School of Metalwork**

www.newenglandschoolofmetalwork.com 1-888-753-7502

### **Power Hammer page**

I've taken some time to collect and post old info, catalogs and brochures on power hammers. The link of our NEB web page to this information is: [http://www.newenglandblacksmiths.org/power\\_hammer\\_info.htm](http://www.newenglandblacksmiths.org/power_hammer_info.htm) Ralph Sproul

**Rochester Arc & Flame Center!** Featuring Blacksmithing, Welding & Glass Blowing, over 30 classes available for all levels of interest, [rocafc.com](http://rocafc.com) 585-349-7110

**For Sale:** Power Hammer instruction DVDs. Clifton Ralph, 4041 W 47st, Gary, Indiana, 46408 (219)980-4437

## **Products:**

**Forge-Aprons** offers seven different styles of leather blacksmith aprons; the Original bib, the Short bib, the Full-Cut bib which offers greater chest coverage, the Lap apron, two sizes of Kid's aprons, a Budget apron and our brand new, limited edition Flame apron which features flame imprinted buckles and an anvil engulfed in flames on the logo pocket. [www.Forge-Aprons.com](http://www.Forge-Aprons.com)

**Heavy-Duty Fry Pan Blanks** 9" diameter, tapered sides 12  
Or 13 gauge steel (approx.2 pounds) no predrilled holes for the handle \$14.00 each..1-4, \$12.00 each.5-9, \$10.00 each...10+. Shipping: \$5.00 plus\$1.00 each frypan Bob Tuftee 563-332-4800 6 Hollows Court LeClaire, IA 52753

**L Brand Forge Coke** now packaged in 50 pound bags on pallets. Send your zip code for a quote on price including delivery.1-678-360-3521 or [LBrandForgeCoke@aol.com](mailto:LBrandForgeCoke@aol.com).

**Chile Forge-** Next generation gas forges [www.chileforge.com](http://www.chileforge.com) David Starr 520/360-2141

**Kayne and Son** Custom Hardware, 100 Daniel Ridge Road, Candler, NC 28715. (828) 667-8868 fax (828) 665-8303, e-mail: [kaynehdwe@charter.net](mailto:kaynehdwe@charter.net), web site: [www.blacksmithsdepot.com](http://www.blacksmithsdepot.com).  
Offering a full line of blacksmithing equipment. We ship and accept Visa and Mastercard.

**D.L. Schwartz Co.** Blacksmith and Farrier supplies. 2188 S. US 27, Berne, IN. 46711, 1-800-955-3064

**SOFA** fire pots are once again available. For information contact Bob Cruishank, 1495 W. Possum Rd., Springfield, OH. 45506 Phone: (937) 323-1300 or [www.creativeironforge.com](http://www.creativeironforge.com) or [www.sofablacksmiths.com](http://www.sofablacksmiths.com)

**USA Dealer** for REFFLINGHAUS ANVILS, 77 to 1250 lb.  
European 2 horn with or without upsetting block & side shelf.  
Over 100 sizes and styles available. Guaranteed face @ HRC59  
Dick Nietfeld [www.blksmith.com](http://www.blksmith.com) Phone (308) 384 1088

## **Wanted:**

**Blacksmith business cards.** I would like to put together a collage of Blacksmith business cards. Bring them to a meeting or mail them to me with your dues.

Bruce Herzog  
2212 Aileswick  
St. Louis, MO 63129

### **Demonstrator List**

Fred Weisenborn has started a list of members available for demonstrations, fairs, historic events, and festivals, etc. 417-589-2497 e-mail: [jweisenb@llion.org](mailto:jweisenb@llion.org)

**Around the Anvil** BAM has its very own E-Mail news group. If you would like to participate there is a sign up link on the [bamsite.org](http://bamsite.org) or send an E-Mail to Terry Humphries at [thumphr@south40.org](mailto:thumphr@south40.org) and he will get you signed up.

Check out back issues of BAM newsletter on [www.bamsite.org](http://www.bamsite.org). It now has a search feature to help you find old articles.

**Ad Policy:** Blacksmith related ads are free to BAM members. Personal ads will run for two issues. Resource ads are ongoing at my discretion. Send to [BAMeditor2015@gmail.com](mailto:BAMeditor2015@gmail.com), or call 636-432-4468

# Scholarship Application

Name:

Address:

Phone & Email:

What class or event do you wish to attend?

Where:

What is the cost?

Tuition:

Travel:

Lodging:

Other:

Briefly, describe how attending the particular class/event will advance your blacksmithing skills and be helpful in promoting the craft of blacksmithing. Identify the specific skills you expect to learn during this learning experience. (Additional pages if necessary)

I understand that as a requirement of receiving this scholarship, I will be required to submit an article about the education experience attended with appropriate notes and diagrams to the BAM newsletter no later than 3 months after attending the event AND within 1 year of the event, I will present a demonstration of the newly learned skills at a BAM meeting or complete a video to be placed on the BAM library. One third of the total scholarship amount will be awarded before the event, one third on submission of the article to the newsletter editor, and one third after presenting the demonstration at a BAM event.

Signed \_\_\_\_\_ Date \_\_\_\_\_

Send Scholarship applications to:  
Mike McLaughlin, 122 Milwaukee, Lawson, MO 64062  
cowpie42@hotmail.com 816-296-3935

This page may be printed



# BAM Coal Stations

## Price per bag:

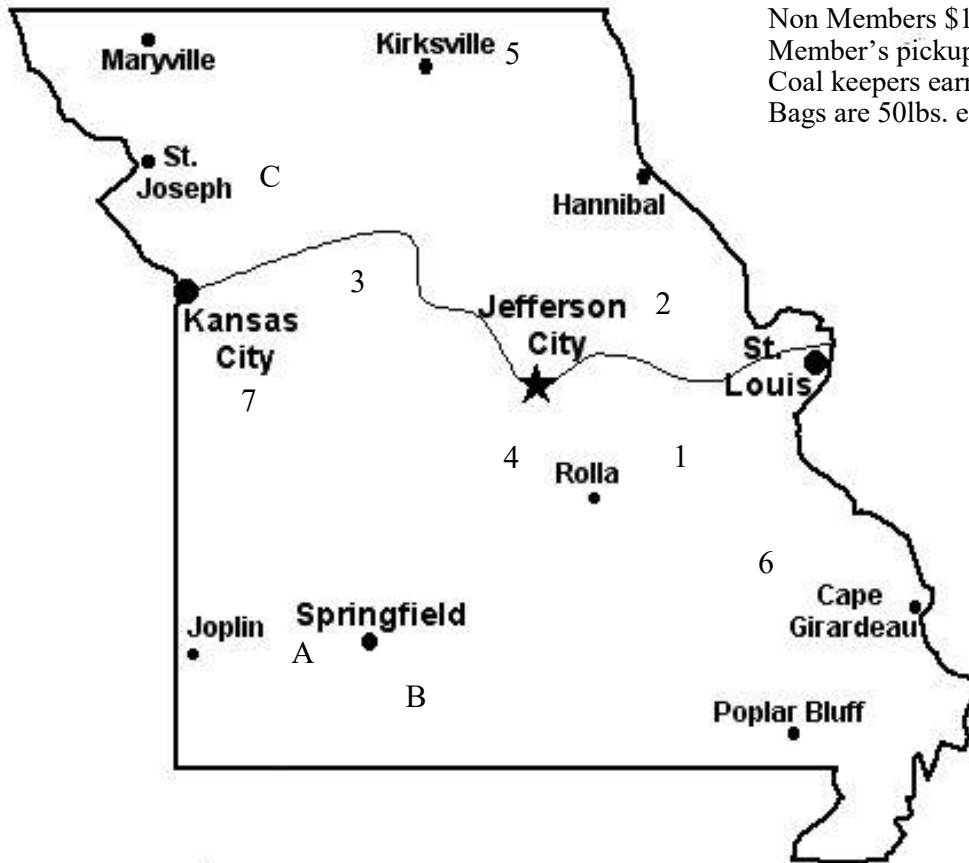
BAM Members \$14.00

Non Members \$19.00

Member's pickup at Bob Alexander's - \$12.00

Coal keepers earn \$3.00 per bag

Bags are 50lbs. each



1. Bob Alexander (636) 586-5350  
14009 Hardin Rd.  
DeSoto, MO 63020

2. Ken Jansen (636) 295-5844  
2257 Carter Rd.  
Moscow Mills, MO 63362

3. Doug Clemons (660) 631-1257  
29377 Durango Ave.  
Malta Bend, MO 65339

4. Jerry Rehagen (573) 744-5454  
390 Bozina Valley Trail  
Freeburg, MO 65035

5. Joe Hurley (660) 988-8872  
or (660) 626-7824  
26306 State Hwy D  
Downing, MO 63536


6. Bob Maes (573) 866-3811  
Route 1 Box 106 K  
Millersville, MO 63766

7. Bryan Lillibridge (660) 638-4536  
1545 NW 300  
Urich, MO 64788

## Non BAM Coal

- A. Tim Johnson, Springfield, MO 417-886-8032 - \$.40/lb. check, \$.35/lb. cash. Bring your own containers.
- B. Good blacksmithing coal for sale \$12 per 50# bag with bulk delivery available.  
Matthias Penn Rt. 1 box 479-S Ava, Mo. 65608. (417)-543-2148.  
Or e-mail [tytheblacksmith@yahoo.com](mailto:tytheblacksmith@yahoo.com).
- C. Coal for sale \$14 per 50 lb. Bag Missouri School of Blacksmithing  
Matthew Burnett 816-575-2798, 3100 NW Winchester Rd Cameron, MO 64649

# State Fair ~ Photo Gallery







**BAM**  
2212 AILESWICK DR.  
ST. LOUIS MO 63129

Please send changes to Bruce Herzog, 2212 Aileswick Dr., St. Louis MO 63129 or e-mail to [bjherzog@charter.net](mailto:bjherzog@charter.net)

## Photo Gallery ~ July Meeting

See page 8 for next meeting map and info

