


RAM

JULY-AUGUST 2010



Contents

Editorial	5 From the Editor
Ham's Prairie, MO	6 Minutes from 6/12/10 meeting
The Prez Says	7 Ken Jansen's President's letter.
Shelbyville, MO	8 Minutes from the 7/10/10 meeting.
Bob Alexander	10 Bob's RR spike knife demo..
July pictures	12 Account and pictures from July meeting.
Candle Stand	14 Doug Merkel candle stand directions.
Trammel	16 Doug Merkel saw tooth tram-mel plans.
Fulton	19 BAM members at the Fulton Street Fair.
Boy Scouts	20 BAM helps out at the Boy Scout camp.
BAM at ABANA	21 BAM members go to ABANA conference.
Conference Update	22 Wrap up 2010, start planning 2011.
Shop Tip	23 A look at Phil Cox's 3-Phase converter.
Classified Ads	24 Ads - Personal / Business
Scheduling	27 Upcoming Events and new members.



Cover Photo, Bob Alexander forging a knife blade.



Trade Items pages 9, 13



ABANA Page 21



COAL Map pg 26



Meeting Map pg 28

**Newsletter of the
Blacksmiths
Association
of Missouri**

Volume 27 No. 4
JULY-AUGUST 2010

Editor
Bob Ehrenberger

Contributing Writers
Doug Merkel
Ned Digh
Sean McGrath
Don Anders
Phil cox

Photo Contributions
Bob Ehrenberger
Bruce Herzog
Ned Digh
Sean McGrath

President's Message
Ken Jansen

Mailing Labels
Bruce Herzog

The Newsletter of the Blacksmiths Association of Missouri is published six times a year and is mailed to members of BAM. The annual fee for regular membership is \$25/year; a portion of this amount is for a subscription to this newsletter for one year. Editorial inquiries should be addressed to: **Bob Ehrenberger 6192 Hwy 168 Shelbyville, Mo 63469; (573)-633-2010 or send e-mail to bameditor@centurytel.net** BAM membership inquiries should be addressed to: **Bruce Herzog, 2212 Aileswick Dr., St. Louis, MO 63129; (314) 892-4690 or send e-mail to bjherzog@att.net.** Occasionally some material will be copyrighted and may not be reproduced without written consent by the author. BAM welcomes the use of any other material printed in this newsletter provided the author and this organization be given credit.

JULY-AUGUST 2010

Membership Application

Name: _____
Address: _____
City: _____ State: _____
Phone: () _____ Zip: _____
E-mail: _____

New Member Renewal ABANA member?

Are you interested in taking a class?

How did you learn about BAM? _____

Memberships are for one year from receipt of dues. Dues are \$25, which includes a subscription to the bimonthly BAM newsletter. Please make checks payable to Blacksmith Association of Missouri.

ABANA Membership Application

Primary ABANA Chapter Affiliation: _____

Name: _____

Address: _____

City: _____ State: _____

Phone: () _____ Zip: _____

New Member Renewing Member

Includes a Subscription to the Anvil's Ring and The Hammers' Blow magazines

- Regular Member\$55 yr.
- Senior Citizen (Age 65+)\$50 yr.
- Full time student\$45 yr.
- Overseas airmail\$80 yr.
- Overseas surface mail\$65 yr.
- Contributory\$100 yr.
- Public library\$45 yr.

See reverse

From the Editor

By Bob Ehrenberger

This has been a busy summer. The meeting at Ned's went well. Bob Alexander presented some of the items that he teaches in the recycle class at JC Campbell. He made a bell from an oxygen cylinder, a snake from a rasp, and a knife from a rail road spike. After the meeting Ned demo'd casting and Esther demo'd enamelling. There was great participation in the trade item, and all of the pieces were first rate. The Dighs put on a nice lunch and raised a lot of donations for the local food bank.

The July meeting was held in my shop and things couldn't have gone better, we has a pleasant day (for July). I got my apprentice Thomas Ratliff to show how we made the tenons on his project table, then I made a pair of tongs which Don Birdsall riveted together using a piece of 1/4" rd. stock. Ken Jansen demonstrated how to make a decorative ring while Don Anders proved that you could melt steel in a forge using a hand blower. We had a few minutes until lunch so I demonstrated how I form a cone out of sheet metal and make a half penny foot on a 3/8" sq. bar. We only had 10 trade items, but I know for at least three of them this was their first time making chain. This is why we do it, to get you to try something new.

I talked about the Missouri Arts Council Apprenticeship Program. They are no longer mailing out applications, so if you want to participate in the program you have to contact them. Here is their contact information: Call Deb Bailey @ 573-882-3653 or E-Mail BaileyDA@missouri.edu or go to their web site <http://maa.missouri.edu/mfap>.

At Ned's meeting, they talked about doing a group purchase of small swage blocks and cone mandrels. I pointed out to the group at my shop that the small

swage that I got some 10 years ago was not straight and true. Something that I found out the hard way when I built my stand and found out that the side I measured was smaller than the other side and when I flipped it over it didn't fit, I had to modify my stand before I could use it. I don't know if these blocks are being cast off of the same pattern, but just make sure that you measure all sides before you make your stand.

Another thing that was discussed was BAM putting out a best of



BAM, Tips, Tricks, and Jigs Book. In general, since the information sharing agreement with the other ABANA affiliates just covers putting their information in our newsletter and not in a commercial venture. This book has to be all BAM ideas and articles. If you like this idea, send me a shop tip to publish.

I was talking with Ken the other day and we were trying to come up with ideas on how to better use our MTS trailer and program. We decided that we will include a box on the BAM membership application to indicate whether or not you want to attend a class. That way BAM will have a list of those that are interested in classes and can schedule the MTS to be where

there is a need. I'm not sure where the master list will be kept, but if you want to be listed, contact one of the MTS committee members.

In September, I publish the BAM Roster. So if you need to make changes, please contact Bruce Herzog to update BAM's records. Otherwise, you will have to put up with a whole year of every one trying to use your old information.

Bruce Herzog has changed his e-mail address.

Bob
My new E-Mail address is
bjherzog@att.net
Bruce

A note from the Blacksmith's Journal:

Hi Bob,
We aren't exactly going out of business...we just aren't publishing the Blacksmith's Journal anymore, so subscriptions are no longer available. The last published issue was April 2010. If someone has time left on their subscription, they can request store credit to use for back issues, blacksmithing books, DVDs etc. We will continue to sell hardcopy back issues for those who want to fill in their collections. Digital back issues will be available for quite some time.

This is not a free-for-all. Some folks have indicated that they are thinking that. Jerry is also alive and well, as there was a rumor that he had died! :)

That's pretty much it. Let me know if you have further questions.
Janelle

The next Newsletter submission deadline is September 25th.

BAM MEETING FOR MAY 2010 AT NED & ESTHER DIGH'S, By Don Anders

It was hot and humid, but another great BAM meeting, with Bob Alexander doing the demonstration. Bob showed us some of the reclaimed items class that he teaches at John C. Campbell folk school. Unfortunately I was trying to help repair the wiring on the MTS trailer and missed most of the demo we will have to depend on Bob Ehrenberger to fill us in.

BUSINESS MEETING

MTS (mobile teaching station) committee members are Dennis Yates, Don Nichols, and Chris Miller. BAM still has room on the list for drivers to move the MTS trailer, BAM picks up the fuel expense. We need sponsors to host the MTS, contact the MTS committee for information. Due to insurance regulations, attendees must be BAM members in their own name and 18 or older.

The Missouri State Fair is Aug 12 thru the 22, please contact Kent Harbit for information. Hamilton Steam show is during the same time period, please contact Phil Cox for information.

Hammer-in at Don Nichols, July 31, to refurbish the BAM forges and open forge time afterwards, bring your hammer.

The 2011 BAM conference needs a chairman; Joe Hurley will co-chair but is working out of town and can't chair the conference by himself. Don't be afraid to volunteer, Joe Hurley, Larry Hults and other BAM members have chaired the conference and are a wealth of information and support. Next year is the 20th BAM conference, let us all volunteer and have another great conference. Ken Jansen was talking about a ring project for the next BAM conference, stay tuned for more information. There are some rumors of BAM hosting an ABANA conference, give it some thought and be ready to express yourself on the subject and maybe volunteer.

Treasurers report given by Bruce Herzog, we made a little money at this conference, we had 152 attendees. BAM is always looking for ideas to tweak up the conference.

There are 2 workshops on the horizon, a treadle-hammer and spare-tire hammer. If you are interested, please contact Bob Alexander for the treadle-hammer and Ken Jansen for the spare-tire hammer.

The Salt Fork Blacksmith affiliate is having cone mandrels and swedge-blocks cast. The cone is about 70# and the swedge-block are about 65#. Bob Alexander is putting together a BAM group purchase, contact him if you are

interested.

The BAM banner stand made it to the ABANA conference, and I think that it was the best affiliate banner there, but I am biased.

TRADE ITEM VEGGIE CUTTER OR ULU

MADE BY:	TRADED TO:
Mike Gentsch	Thomas Ratliff
Tom Patterson	Mike Maddox
Sean McGrath	Kent Harbit
Thomas Ratliff	Doug Clemons
Bernie Tappel	Don Nichols
Don Nichols	Pat McCarty
Mike Maddox	Sean McGrath
Doug Clemons	Mike Gentsch
John Huff	Ken Jansen
Ken Jansen	John Huff
Kent Harbit	Tom Patterson
Pat McCarty	Bernie Tappel

IRON IN THE HAT

DONATED BY:	ITEM:	WON BY:
Don Nichols	hardy hot cut & pins	Mike Maddox
Don Nichols	hardy hot cut & pins	Barry Bockecstiegel
Unknown	6 pieces cable	Dennis Quinn
Tom Patterson	leaf spring	Dennis Quinn
Pat McCarty	letter opener	Dennis Quinn
Don Nichols	1018 half circle	Dave Smith
John Huff	hand sledge hammer	John Rogers
Bob Simmons	2 springs	Larry Lutz
Don Nichols	1018 triangles	Don Anders
Don Forlow	2 springs	John Rogers
Tom Patterson	rail road spikes	Richard Kamp
Bob Alexander	unknown	Scott Woods
Rich Herman	Boy Scout pin	Cory Brinkmeyer
Harry Weber	steel pins	Mike Gentsch
Harry Weber	wood pieces	Don Anders
Chuck Schumann	flash light	Mark Clifford
Paul Lankford	Bees wax block	Mike Gentsch
Karen Bouckaert	2 Kelly clamps	Doug Clemons
Don Anders	2 stainless hammers	John Wilding
Karen Bouckaert	clamp & hammer	Kent Harbit
John Wilding	hay rake tooth	James Dodd
J.W. Wilding	hay rake tooth	Mel Robinett
Esther Digh	enamelled pendant	Mel Robinett
Paul Lankford	plastic storage boxes	D.Forlow/S.Stager

Letter from the president;

Well, another couple meetings have come and gone, we had two meetings between newsletters instead of the one we see normally.

The first one was at Ned Digh's shop and It was a good one as usual with a great feed. Even if you didn't care about the blacksmithing and other metal art presented there, it would be worth it for the good eats. I missed most of the meeting due to working on the lights on the MTS trailer, Scott Woods jumped in the middle of that and I spent most of the time watching him work and sweat more than I did. My thanks to Scott, Don Anders and Karen for the help. We didn't apparently find all the shorts in the wiring because about the time we hit Tipton I noticed we didn't have brakes again. We ran with the running lights and I dumped the problem on Dennis Yates. I hope he is having fun with it.

We had the business meeting right after lunch and then Esther talked about enameling, I think, and Ned did another casting demo. I had to hit the road to get the MTS to Laurie, MO for the Boy Scout Camp on Monday, so I missed that as well.

I don't know if any of you are interested but I found out Bob Alexander is having the Ozark style Hofi type hammers cast in S7. Apparently he is doing them in 2.2 and 3.2 pounds. I am going to try one. I like the hammer style and am getting better at doing it right, I think.

There are some swage blocks that the Oklahoma group is casting and if 10 are purchased at once, there is an 11th given free. We talked about this at the business meeting and it was agreed that if we do a group buy the 11th goes to BAM to either put in the MTS trailer or to be put in the raffle at the conference. There is also a nice cone they do for 200 dollars. If you are interested in either, contact Bob Alexander and he will put you on the list. Both are items I would consider buying if I needed one. I may still do the cone since the cone I thought I was getting, hasn't panned out.

I understand the ABANA conference went well and they had 950 attendees. I received a thank you from Rome for our donation of the use of the MTS trailer. I have talked to a couple people that were there and they said they had a real good time and it was a worthwhile trip. I really wish I hadn't missed it. Ned came up with a great trade item, it was either an

Ulu knife or a vegetable chopper and we had a pretty neat bunch show up. There were probably more veg choppers than Ulu's and some of the Ulu's (like mine) probably looked more like a veg chopper.

We had a real good iron in the hat as well.

The meeting at Bob Ehrenberger's sure was nice. It was not near as hot as last time and we had a bit of a breeze. They had ziti, chili and those wonderful pies. I cannot for the life of me remember Bob's first demo. He made a pair of tongs later and Don Birdsall made a rivet. Don brought his header and donated it to iron in the hat.

The trade item was chain and I have to say I was a bit disappointed in the turnout for that one. This is a chance to make something maybe you haven't done before or not much and then to get to see other interpretations of the item. It doesn't matter if you have the prettiest piece, it is about sharing ideas.

We have gotten numerous letters thanking us for the MTS at the Boy Scout Camp in Laurie, MO. Dennis Yates did a stellar job in running that outing as usual. We have started on the planning for the 2011 conference and it is moving along. Please, if you can help out, let the conference committee know. In that vein I have found out something interesting and that is that a lot of other associations are planning their conferences two years out instead of one year like we do. The Chairman from one year stays on as vice chair the next year in one case and I think that gives some continuity. In other cases, it is the same person year after year being the chairman. There has been some talk about changing our conference in several areas. I will be putting together a short questionnaire and would really appreciate it if you would fill it out and send it back. I want the conference committee to get some feedback to help direct this in the direction the membership wants. I think we will stay with the plan for next year for the most part, but 2012 could be a whole new conference.

Next year is the 20th anniversary of our conference, so lets make it a good one.

That is all I have for now.
Happy forging.

Ken Jansen

BAM MEETING FOR JULY 2010 at BOB EHRENBERGER'S, By Don Anders

You should not have missed this meeting, the weather was good, just a little warm. Several demo's by Bob Ehrenberger, Don Birdsall and Ken Jansen. The food was the high point of the meeting though, really good.

BUSINESS MEETING

ABANA sends its thanks for the use of the MTS trailer.

The Boy Scout group sends its thank-you for MTS trailer and BAM members doing the training.

For info on MTS trailer please contact the MTS committee.

Missouri State Fair time almost here again, try to attend, contact Kent Harbit for tickets and info.

A lot of blacksmith related activities coming up, Hamilton contact Phil Cox, Booneville weekend after labor day, Missouri Valley Steamers show,

Volunteers still needed for next BAM conference. Mike McLaughlin is working with Joe Hurley as demonstrator coordinator, conference will be the last of April 2011, this is the 20th BAM conference help to make it a good one, we always needs helpers and items for the boutique and auction.

Is there any interest in a BAM polo style shirt?

Ken Jansen is putting together a ring project for the 2011 BAM conference. The theme will be the BAM 20th conference.

BAM is putting together a swedge block and cone mandrel group purchase. Contact Ken Jansen or Bob Alexander.

Think about a design for the conference tee shirt. Submit by December 2010.

Hammer-in at Don Nichols' last Saturday in July to rebuild BAM coal forges and open forging afterwards, pizza will be ordered at lunch time.

TRADE ITEM HAND MADE CHAIN

MADE BY:	TRADED TO:
Thomas Ratliff	Mike Maddox
Ken Jansen	Daniel Haumesser
Don Nichols	Thomas Ratliff
Mel Robinett	Bob Ehrenberger
Bob Ehrenberger	Fred Warner
Fred Warner	Mel Robinett
Daniel Haumesser	Don Nichols
Mike Maddox	Ken Jansen


IRON IN THE HAT

DONATED BY:	ITEM:	WON BY:
Karen Bouckaert	wall chart	Mel Robinett
Ken Jansen	hammer	Mike McLaughlin
Fred Warner	foundry book	Don Birdsall
Don Nichols	hammered pin	Fred Warner
Karen Bouckaert	Kelley clamp	Scott Stager
John Huff	vise tongs	Al Miles
Fred Arnold	2 box screw	Don Nichols
Fred Arnold	box screws	Don Nichols
Bob Ehrenberger	demo tong	Karl Haak
Walt/Ruth Hull	BAM T-shirt	Paul Lankford
Don Forlow	spring / rod	Don Nichols
Don Nichols	½ rd metal	Don Anders
Fred Arnold	2 box screw	Don Nichols
Bob Ehrenberger	veggie chopper	???????
Don Forlow	spring / rod	Karen Bouckaert
Mike McLaughlin	2x2 stainless	Larry Lutz
Seth Lancaster	coil spring	Don Anders
Don Nichols	S7& HC rod	Paul Lankford
Mel Robinett	piece of lead	Karen Bouckaert
Andy Dohner Demo	Piece	Mel Robinett
Bruce Herzog	Pinion stock	Don Anders
Andy Dohner Demo	Piece spatula	??
Don Birdsall	rivet header	Dennis Quinn
Rich Herman	anvil pin	Don Forlow
Seth Lancaster	bearing races	John Huff
Andy Dohner Demo	Mortise & Tenon	Don Anders

June Meeting Trade items



Kent Harbit



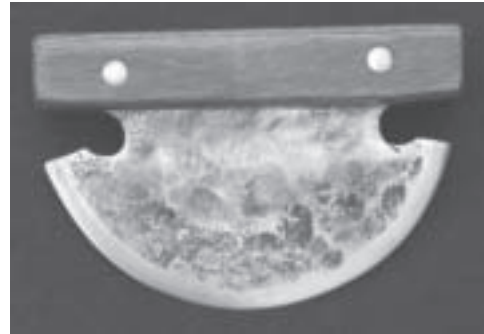
Ken Jansen



Sean McGrath



John Huff



Doug Clemons



Mike Maddox



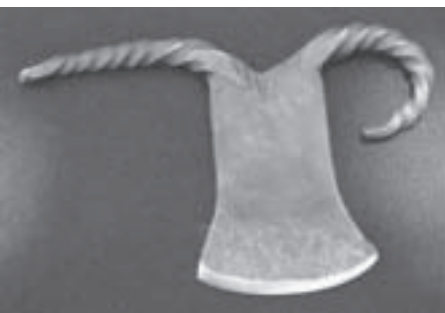
Pat McCarty



Bernie Tappel



Thomas Ratliff



Don Nichols

Bob Alexander RR Spike Knife Demo

By Bob Ehrenberger

Bob's demo knife has a pineapple twist handle, so the first step is to hot cut all 4 sides about half way down.



Twist the cut section one full turn. Bob uses the thinnest twisting wrench he has, so the twist goes all the way to the head of the spike.



After twisting, the spike is hammered square again.

You can see the "HC" on the spike head in this picture. In the RR spike world, the HC stands for High Carbon which means it's about 1045. This is not what we would call high carbon, but it will harden and hold a pretty good edge.



Hot cut all 4 sides again.



Untwist the spike handle 1/2 turn. This reveals the pineapple pattern.

Bob said that by accident one time, he turned it the same way as the original twist. This revealed a different pattern which he incorporated into his product line.



Bob Alexander

continued...

The blade is forged, Bob seemed to like long skinny blades.



The transition between the handle and the blade is forged down.



Bob curves the handle to fit the hand. He makes sure that it is straight before hardening and tempering.



Pictures of finished versions of all the things that Bob demonstrated at this meeting.





BAM Meeting at Shelbyville

We had a great time and the weather cooperated besides. Thomas and I started out by demonstrating how to make a tenon on a 1" bar, like we did with his apprenticeship project. I spent some time talking about the Missouri Arts Apprenticeship program and how you have to contact them to get an application.

Then, Don Birdsall and I made a pair of tongs. Don had contacted me about demonstrating making and setting rivets using bar stock instead of pre-made rivets. I decided to make the tongs so he had something to rivet together. The main idea on the rivets this way is, you need something to preserve the length of material on the bottom side while you make the head on the top side. Don made a special header/bolster plate for doing this.

Finally Ken Jansen showed how to make a ring, like the ones used in the conference project. Ken has a special jig he made for doing this. Ken's jig will be at the BAM tent at the fair if you want to use it.



Trade Items, Shelbyville Meeting



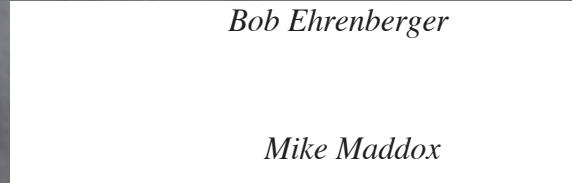
Don Nichols



Bob Ehrenberger



Daniel Haumesser



Mike Maddox



Fred Weber



*Thomas
Ratliff*



Mel Robinett



Ken Jansen



Note: The next 5 pages are a reprint of Doug Merkel's Conference hand out, for those of you that didn't get a copy. He had more pages on the trammel that had more text and smaller pictures, I optioned for the version with the nicest illustrations. Bob

Bear Mountain Forge, Inc.

P.O. Box 238
 Vilas, North Carolina 28692-0238
bearmtnforge@acornline.net live.com
 828-297-2055

One Light Table Lamp



- 3-Leg Base $\frac{3}{16} \times \frac{3}{4} \times 21''$
- Post $\frac{3}{8} \phi \times 14''$
- Arm $\frac{3}{16} \times \frac{1}{2} \times 14''$
- Spring $\frac{3}{16} \times \frac{1}{2} \times 10''$
- Wax Pan 16 Ga
- Candle Cup 16 Ga
- $\frac{3}{16}$ Rivet $\frac{5}{8}''$ Long

Leg Stand:

$\frac{3}{16} \times \frac{3}{4} \times 14'' + 7''$ Bend hot @ ctr to 120°
 Scarf & weld, chamfer all edges.
 Draw Taper ends and Scroll.
 Bend legs to match.



Post:

$\frac{3}{8} \phi \times 14''$ Hammer texture rod.
 upset end put on $\frac{1}{4}''$ Tension. Fuller top,
 draw taper - upset tip - forge Acorn.

Candle Cup:



<p>Full Scale Candle Cup Cap on lines. round corners. Drill Hole.</p>	<p>use $\frac{3}{4}''$ Bar in 1" swage to roll. Hot or Cold OK. 16 Ga sheet.</p>	<p>Bend tab over <u>after</u> rolling cup.</p>
--	--	---

Bear Mountain Forge, Inc.

P.O. Box 238


Vilas, North Carolina 28692-0238

~~bearmtnforge@aazonline.net~~ live.com

828-297-2055

One Light Table Lamp: part 2



Arm: $\frac{3}{16} \times \frac{1}{2} \times 14$ " Hot chamfer both edges, both sides. Forge ribbon scroll each end (one one way, one the other way)  Hot slit hole - hot drift round to $\frac{3}{8}$ "(+) so that it fits over acorn end. Hot forge/bend arm - pitcher handle shape.

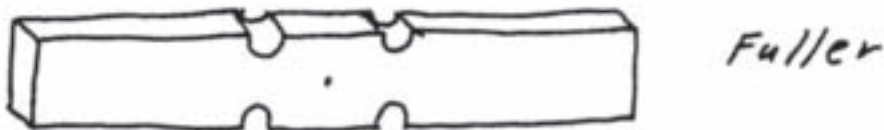
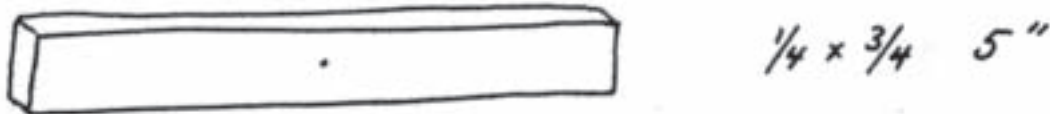
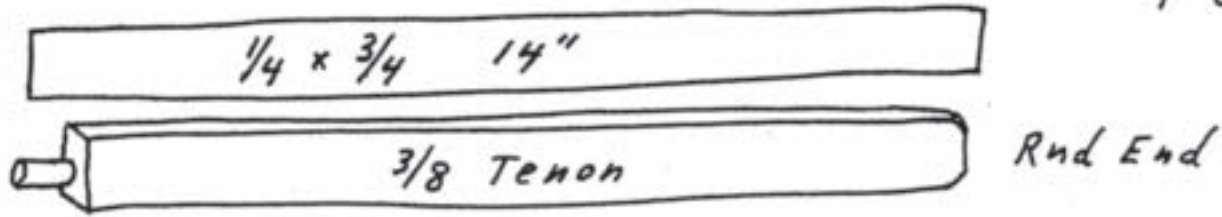
Spring: can use tool steel but mild works just as well. Double chamfer, ribbon scroll end, Hot bend to shape. Leave long until fitting of pieces.

Wax Catching Pan: Hot forge in swage or wooden block. or use preformed and scale it in fire. Drill $\frac{3}{16}$ " hole.

Assembly: wire brush, sand, tumble -- what ever to clean piece. Rough Fit - bend as needed. Cold rivet post to 3-leg stand. Layout, mark and drill arm, spring, pan and cup. Cut spring to final length. File/Grind in post slide grooves. Cold rivet the wax pan, candle cup, arm and spring with one $\frac{3}{16} \times \frac{5}{8}$ rivet. Adjust cold, apply finish, insert candle!

Saw Tooth Trammel

page 1




Punch & Drift Hole 3/8"

Draw out ends & scarf each.

Bend into circle, weld.

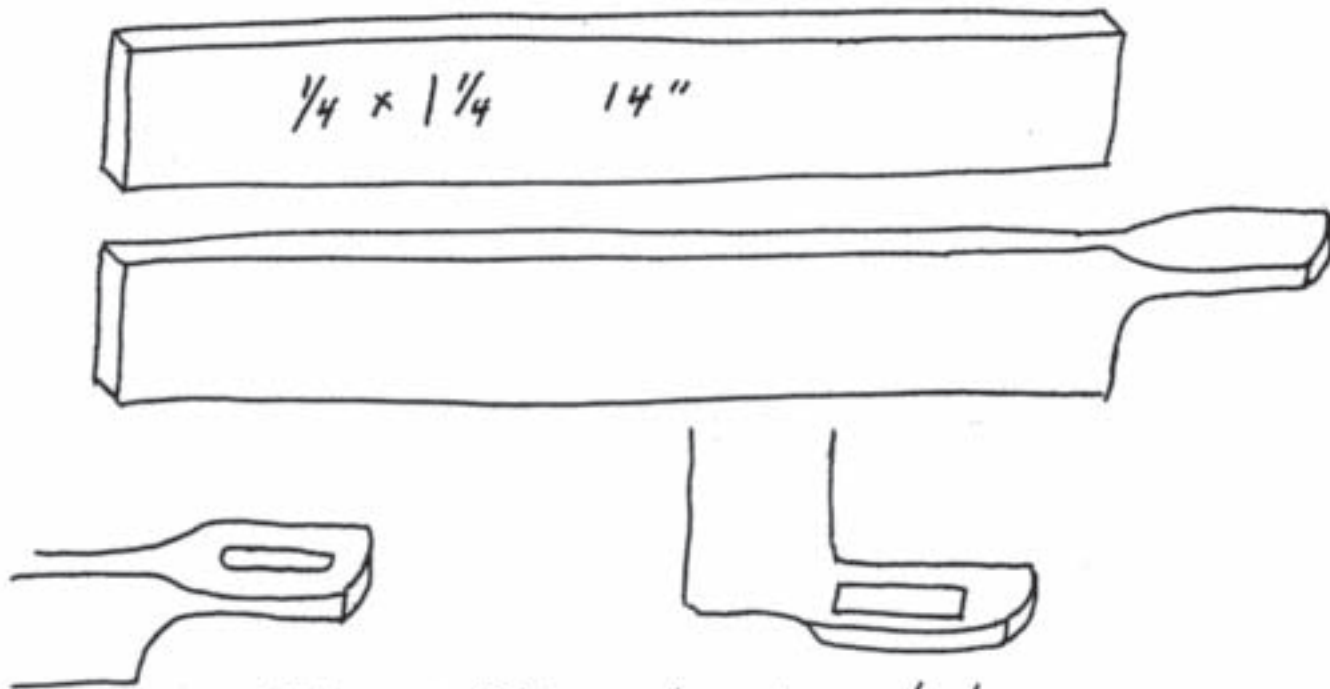
True up circle on horn or mandrel.

Rivet together so ring
spins on tenon.

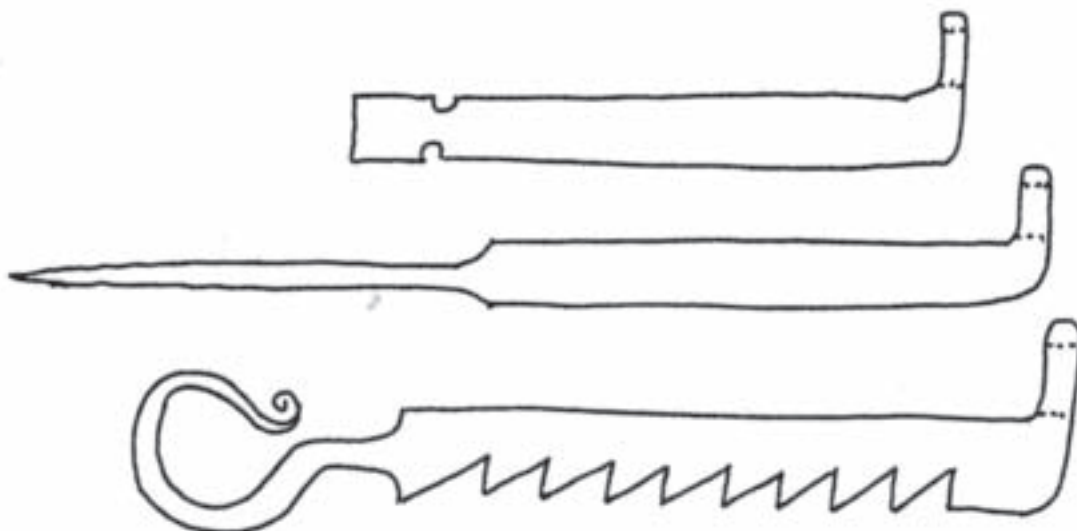


DM
1999

Saw Tooth Trammel
page 2



slit & Drift under size hole.
Bend / upset to 90°
File Hole to fit bar with ring.
File Hole close to Bar so the two
Bars slide next to each other.




Hot Cut / File or Saw out Teeth.




Saw Tooth Trammel

page 3



$\frac{1}{2}$ \varnothing 6"




slit/Drift to
 $\frac{1}{4} \times 2\frac{3}{4}$



Fuller/Decorate each end. Assemble, mark for $\frac{3}{16}$ rivet. Drill holes for rivet.

Heat the $\frac{1}{4} \times 2\frac{3}{4}$ slot, open, insert saw-tooth Bar and close in one heat. slide ring bar in place and rivet so all pieces move. Wire brush and wax.



DM
1999

BAM at the Fulton Street Fair

The temperature was around 95, and the humidity was horrible, but that didn't keep them from working constantly for the crowd. Ned may have told you already, but they will be repeating the exhibition at the Callaway County Fair on Saturday, August 7th. One of the local BAM members (me) will be working the Beer Garden with the Jaycees most of the day, so any other BAM members who are interested in participating should get in touch with Ned at npdigh@ktis.net and sort out the details.

I know they would appreciate any extra help they can get. Ned told me they intend on running the demonstrations all day long, so more members would equal more downtime to set down and cool off for a while.

Sean McGrath, Fulton, MO



BAM Smiths of Mid-MO (BSMM) By Ned Digh

The BAM Smiths of Mid-MO did their annual demo at the 2010 Fulton Street Fair. John Huff, Mike Gentsch, Mike Maddox, and Tom Patterson entertained the observers with a variety of projects from an outdoor cooking set to a RR spike knife. Grandson, Eric Qualls, filled in for me as the coordinator and general support person. Between gofer activities, Eric practiced making nails and his quality is improving. Two more demo opportunities are on the calendar for the BSMM group: July 31st at the Millersburg Community Day and August 7th at the Callaway County Fair. Other BAM members are welcome to join us.

In addition, BSMM is hosting a Boy Scout Blacksmith Merit Badge workshop. Several BAM members are Eagle Scouts and are available to teach and grade the blacksmith work. Esther Digh teaches the copper training session. Our shop is equipped with 6 work stations and several scout groups have completed the merit badge requirements last Fall and the shop availability dates have been announced to local scout troops. (note: this is primarily for local area troops and is not connected with the BAM program at the Boy Scout camp near Laurie, MO)

BAM and Boy Scouting

Gentlemen,

I wanted to send a quick note to you to say Thank You for the use of the BAM Mobile Teaching Station. I have just returned from our week long Boy Scout Camp at Camp Hohn. Dennis was our "resident" Blacksmith for the week of July 4-10. I thoroughly enjoyed watching him teach the scouts about the tools and also how to work the metal. I especially enjoyed the "Open House" on Thursday night where he invited the students to come over and make a special project while the parents looked on. This is an amazing opportunity to have at the Scout camp. I am sure that everyone would agree that it is a rare opportunity to see an actual blacksmith in action, and rarer still for the boys to pursue a metalworking/blacksmith merit badge on their own. I will encourage all of my boys to take advantage of this opportunity for next year's Camp. Thank you again.

J Scott Crowder
Scoutmaster, Troop 13, Hallsville, MO

Dear BAM,
I just wanted to thank BAM for all their time and resources spent on providing the Boy Scouts at Camp Hohn (Lake of the Ozarks) the opportunity to experience the art of blacksmithing. BAM members Dennis Yates and Michael Camden did a fantastic job exposing the boys to their first experience with metal working. As a Scoutmaster, I spent my days stopping by various merit badge classes checking on my scouts. In no other class did I see the interests and enthusiasm of the scouts so peaked. Day after day the scouts were not just on time, but were early, with partially completed meat forks in hand ready to learn more. Each evening the progress of the projects was a main topic around the campfire, even amongst boys not in the class. Many of the younger boys are making plans to attend the class in a future year, as soon as they have enough camps under their belt. Upon observing the class attended by two of his sons, I heard a father remark that "this was the first time he had seen his boys work together on a project



without fighting with each other". The chisel splitting of steel united two brothers. When the group was asked what their least favorite part of the class was, the scouts responded

with "when we had to stop working". If the boys had fun and left with a newly kindled passion for an ancient art, then the experience had by the adults and staff attending in the afternoon sessions, would just be icing on the cake. I saw adult leaders stop by with flimsy dutch oven lid lifters and leave with handcrafted pieces of smithing, that will serve their troops for years to come. Myself, after four hours of forging and hammering, have a

new found respect for sporks. The scout dad from my troop was so impressed with the program, he wants to seek out a BAM member in our area to tailor a class for our troop, so all our scouts can share in the blacksmithing experience. I have returned to my 9-5 job, sitting in a cubicle, in front of a computer monitor, but only need to look over at my squirrel cooker and spork to imagine myself in a simpler time, working away to the pings of hammers on hot steel. Again, I want to thank all BAM members for making the financial commitment to create, stock, and maintain the BAM trailer for use at Boy Scout and other youth functions. Your dedication to your art is appreciated more than you know.

Yours in Scouting,
Justin Isom
Scoutmaster Troop 22- Owensville, MO

Dear BAM,
My name is Turner Smith. I have recently taken the metalworking merit badge at Boy Scout Reserve Camp

Hohn. I am sending this e-mail to thank you for allowing us to use the trailer full of equipment and for having Dennis Yates teach us. I learned a lot and it was very fun. I'm actually looking on the internet to buy a forge and other tools, and maybe it will become a new hobby!

Sincerely,
Turner Smith

BAM goes to ABANA Conference.

In addition to loaning ABANA our MTS trailer for their hands on program, BAM sent it's newly reworked association sign. The cloth banner has been replaced with forged letters and a new hanging bracket. There were those that thought that BAM had the nicest association sign at the ABANA conference in Memphis.



This is a Tom Clark style nail that has the touch marks for Dave Smith, Ken Jansen, Larry Hultz, Don Anders, and Karen Bouckaert on it. The nail was made at the Fire Festival at New Haven, MO, last year, Dave Smith brought it to the ABANA conference.

I did a little research, it is a traveling nail stump. It is a take off of a European tradition. A blacksmith's smithy would have a stump for travelling apprentices to put a touch-marked nail in the stump as a sign that they had worked and trained there.

The ABANA stump is supposed to be at the next conference for additional nails. I don't know what the end plan is, whether an auction or a museum.

Also, Ben Bradshaw had a Tom Clark style nail there for open touch mark, it was 8 or 9 feet long and 3 inches in diameter at the thick end, the head was 8 or 9 inches across. It is a travelling item also. It has been to the folk-school and to some affiliate conferences.

Ben Bradshaw is the one that made the giant Hoffie style hammer that Tom had.

Don Anders



THANKS TO ALL OUR CONFERENCE VENDORS

PLEASE THANK AND SUPPORT OUR CONFERENCE VENDORS WHEN YOU NEED SUPPLIES OR REFERENCES

ASTRAGAL PRESS / FINNEY COMPANY – www.astragalpress.com
www.finneyco.com 1-800-330-6232

BLACKSMITH'S JOURNAL – www.blacksmithsjournal.com

BLACKSMITH'S SUPPLY – www.blacksmithsupply.com

BLUE MOON PRESS – books@bluemoonpress.org 814-627-6000

DEAN'S HONEY FARM – 816-456-4683

JACKPINE FORGE – jpine@paulbunyan.net 218-659-4590

LITTLE GIANT POWER HAMMERS – www.littlegianthammer.com

POSTVILLE BLACKSMITH SHOP / OLD WORLD ANVILS –

www.oldworldanvils.com 608-527-2494

SCRUB OAK FORGE – 636-586-5350

SHADY GROVE BLACKSMITH / REFFLINGHAUS ANVILS – www.blksmith.com

UMBA VIDEO – www.umbaonline.org

BLACKSMITH DEPO / KAYNE & SON: did not attend, but sent a donation

NC TOOL: did not attend, but sent a donation

SPECIAL THANKS TO: ABANA & ROME HUTCHINGS FOR THEIR SUPPORT AND ATTENDANCE & ASTRAGAL PRESS/FINNEY COMPANY FOR THEIR SUPPORT

Ozark Conference 2011 Update

Conference is April 28 to May 1, 2011, remember it is the 20th year.

We are having a T-shirt design contest. The winner will get a free T-shirt. T-shirt designs are due by December 31st to Joe Hurley. We hope to use the same design for our conference flier cover.

We are going to have a conference ring project. The theme is 20 years of the Ozark Conference. Rings should be 1/4" x 1" flat stock bent the hard way into a 10" outside diameter ring which is either forge welded or riveted closed. Ken would like to have the rings before the conference so most of the assembly can be done at home.

We are still looking for Conference volunteers, contact Joe Hurley if you can help.

Thanks
Karen

Shop Tip 3-Phase Converter By Bob Ehrenberger and Phil Cox

Phil Cox gave me this diagram and has been working with me on the explanation. Both relay units are the same and are just named different, to reflect their function. I got the impression from the first diagram (BAM Mar/April 2010) that the labelling of the relays were pretty much standard. So, working on that assumption, the connector for the ground would be A1. The connector for activation would be S1 or S2.

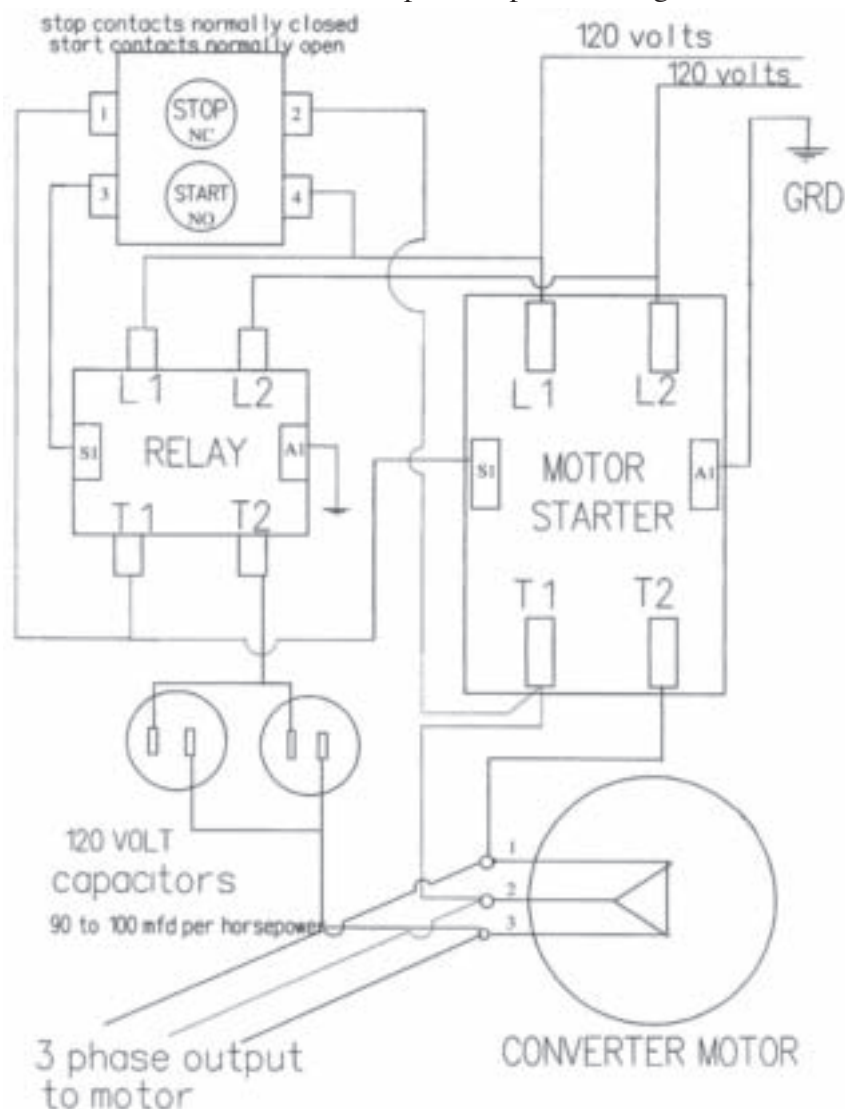
Here is my understanding of how it works:

1. When the START button is pushed, power is sent to S1 and the RELAY is activated. This sends power to the MOTOR STARTER Relay via T1 to S1 and it powers the capacitors via T2 which energizes the third leg of the CONVERTER MOTOR. While the button is pushed the capacitors are acting as start capacitors. Hold the START button till motor is up to speed, you will hear a different sound when you need to let off.
2. When the START button is released, the RELAY opens up. RELAY terminals T1 & T2 lose power.
3. The MOTOR STARTER Relay was activated when the button was pushed, it is kept active through a circuit from it's T1 terminal and through the STOP button back to it's S1 connector.
4. While the MOTOR STARTER Relay is activated it's terminals T1 and T2 provide power to legs 1 and 2 of the CONVERTER MOTOR. This plus the capacitor activation of the third leg gets the motor running.
5. Once the motor is running, it provides current on all three legs which can be tapped to run the three phase motors in your shop. The capacitors in this mode are out of the circuit.
6. When the STOP button is pushed it breaks the circuit that is keeping the MOTOR STARTER Relay active, the MS Relay releases and breaks the connection to the CONVERTER MOTOR.

Note: The CONVERTER MOTOR needs to be twice as big as the shop motor you want to run.

Note: When sizing capacitors, use the combined values of all the capacitors in the circuit. Motors 10 hp and under will only need 1 cap. If you get bigger you will need to wire up a couple. Phil uses 875 to 925 mfd. 120 volt.

If there is enough interest, Phil is willing to run a phase converter work shop.



Buy, Sell, Trade

Individual Classified ads

Forge for Sale Here is a link to a web site that shows the forge and lots of other tools. Lawrence, KS
<http://gallery.me.com/bettyparks/100255>
Merle Parks <<mailto:merleparks@sunflower.com>>

For Sale: Little Giant 50, I have one that is in top condition... has low hours and was rebuilt by Sid. I also have a lot of specialized dies that I made for it. I can send pictures if anybody is interested. James R. Johnson www.anyangusa.net
www.johnsonmetalsmithing.com 940 6274529

For Sale: I have a pile of old blacksmith forged parts, wagon parts, axles, and miscellaneous cast and hand forged wagon fittings. I would like to see \$100. for the whole pile. Some of the pieces can be seen at my web site at <http://johnmaciver.tripod.com/id4.html> e-mail maciver.john@gmail.com or 573-286-5455. John MacIver Stover, Missouri.

Commercial / Resource ads

Services:

Beverly Shear Blades Sharpened. Remove blades from shear and ship to Clay Spencer, 73 Penniston Pvt. Drive, Somerville, AL 35670 \$35 plus postage, additional cost for deep notches or blades previously sharpened at angle.

Custom spinning in copper, brass, pewter, and steel. Contact Ken Markley, 7651 Cabin Creek Lane, Sparta, Ill. 62286. Phone: (618) 317-1958 Fax: (618) 443-5284

Little Giant-- We can do repairs on any or all components of your Little Giant front assembly. Contact H. "Sid" Suedmeier 420 4th Corso, Nebraska City, NE. 68410 (402) 873-6603

Roller Blade Treadle Hammers (Clay Spencer design) for Sale or Workshops led to build hammers. Bob Alexander, e-mail to scruboak4@netzero.com, or call 636-586-5350.

Information / Education

Tong Making Class--Weekend Course 4 people per class - \$125 per person Contact: Charles Comstock Rt.1 Box 20, Deerfield, MO. 64741 (417) 927-3499

Back issues of Jerry Hoffmann's **Blacksmith's Journal**, Call 1-800-944-6134 for more information.

Classes offered. The Ornamental Iron Shop
Contact the instructor to register and customize your class.
John D. Thompson – Metalsmith
3923 Hwy 25; Hodges, SC 29653 864-374-3933

Classes at Pieh Tool Company, Inc. - Camp Verde, AZ
The Bill Pieh Resource for Metalwork.
Call now for more information and to enroll:
(928) 554-0700 or (888) 743-4866. www.piehtoolco.com.

The Upper Midwest Blacksmiths Assoc (**UMBA**) **video library**. An index list can be viewed at www.umbaonline.org
They are VHS or DVD-R Cost is \$5 each with \$2 per order shipping There is no return date, you keep the video for this price. All videos are made at group demos, no commercial titles.

Blacksmithing E-books on CD

Now eight titles are available on CD, \$4/each, or all eight books, \$24 postpaid. More books are in production and will be available soon- order on-line at www.blacksmithingebooks.com, or check/MO to Brian Gilbert, 3404 Hartford Dr., Chattanooga, TN 37415.

Ray Clontz Tire Hammer Plans by Clay Spencer

Price is \$30US including postage to US and Canada, \$32US to other countries. Send check or money order 73 Penniston Private Drive, Somerville, AL 35670, Also, lead workshops for chapters or groups to build 15 to 20 hammers. phone 256 498-1498, cell is 256 558 3658, email is clay@tirehammer.com

New England School of Metalwork

www.newenglandchoolofmetalwork.com
1-888-753-7502

Blacksmithing classes, Arrowhead Forge, Buffalo, Wyoming.
David W. Osmundsen 47 N. Lobban, Buffalo, WY. 82834
www.arrowhead-forge.com

Products

Heavy duty Frying Pan Blanks: Steel, approximately 9 inch in diameter with 2 inch sides. 12 gauge (2.5 lb.) or 14 gauge (1.75 lb.) thickness. Contact: Bob Tuftee, 3855 Aspen Hills Dr., Bettendorf, IA 52722; bobforge@hotmail.com; (563) 332-4800.

Scrub Oak Forge: We still have the SayMak air hammers from Turkey, the Ozark Pattern anvils, and hand hammers. For more info on the tools contact Bob Alexander at 636-586-5350 or scruboak4@netzero.net

L Brand Forge Coke now packaged in 50 pound bags, 1,000 pound bulk sacks on pallets and 2,000 pound bulk sacks on pallets. Send your zip code for a quote on price including delivery. 1-678-360-3521 or LBrandForgeCoke@aol.com.

Kayne and Son Custom Hardware, 100 Daniel Ridge Road, Candler, NC 28715. (828) 667-8868 fax (828) 665-8303, e-mail: kaynehdwe@charter.net, web site: www.blacksmithsdepot.com. Offering a full line of blacksmithing equipment. We ship and accept Visa and Mastercard.

D.L. Schwartz Co. **Blacksmith and Farrier supplies.**
2188 S. US 27, Berne, In. 46711, 1-800-955-3064

Buy, Sell, Trade, Continued

Persimmon Forge **PEDAL HAMMER** sit down treadle hammers for sale. Contact Dave or Betty Edwards by e-mail at djedwards@cableone.net, or write us at 3008 Hacienda Ct., Emporia, Ks., 66801, or call us at (620) 343-1947. For more information, go to www.persimmonforge.com and click on both "Pedal Hammer" and "Video Demo of Pedal Hammer."

SOFA fire pots are once again available. For information contact Bob Cruishank, 1495 W. Possum Rd., Springfield, OH. 45506 Phone: (937) 323-1300 or www.creativeironforge.com or www.sofablacksmiths.com

Chile Forge- Next generation **gas forges**
www.chileforge.com David Starr 520/360-2141

USA Dealer for **REFFLINGHAUS ANVILS**, 77 to 1250 lb. European 2 horn with or without upsetting block & side shelf. Over 100 sizes and styles available. Guaranteed face @ HRC59 Dick Nietfeld www.blksmith.com Phone (308) 384 1088

Wanted:


Demonstrator List

Fred Weisenborn has started a list of members available for demonstrations, fairs, historic events, and festivals, etc.
417-589-2497 e-mail: jweisenb@llion.org

Around the Anvil BAM has it's very own E-Mail news group. If you would like to participate send an E-Mail to Ed Harper at aramed@grm.net and he will get you signed up.

Check out back issues of BAM newsletter on bamsite.org.

Shop Tip Bob Ehrenberger. Someone gave me this neat little device at our last meeting (sorry, I didn't get your name), it is 2" sq and 1/8" thick. You hook it on the side of a bar and can scribe a line a uniform distance from the edge. This one is set up for 1/4, 3/8, 1/2, 3/4. I'm going to paint it yellow so I don't confuse it with a piece of scrap. It might be a good idea to stamp the sizes on it before hardening, or you could write them on with a sharpie.



Conference questionnaire

1) How do you feel about the venue we are currently using, is the location okay, are the facilities adequate?

2) How does the time frame work out for you, Thursday afternoon through Sunday noon? Too long? Should only be the weekend etc.

3) Is it too big or too small? How about the current cost?

4) What one thing would you change first if you were making changes? It can be one of the above items or anything else about the conference.

Please return completed Questionnaires to;
Ken Jansen
2257 Carter Rd
Moscow Mills, MO 63362

Need Coal ?

Check on Availability

Coal Captain: Bob Alexander



1. Bob Alexander (636) 586-6938
14009 Hardin Rd,
DeSoto, MO. 63020

2. Ken Jansen, (636) 366-4353
2257 Charter Rd.,
Moscow Mill, MO. 63362

3. Doug Clemons, (660) 595-2257
RR1 Box 124,
Malta Bend, MO. 65339

4. Jerry Rehagen, (573) 744-5454
390 Bozina Valley Trail,
Freeburg, MO. 65035

5. Jeff Willard, (417) 742-2572
P.O. Box 416,
Willard, MO. 65781

6. Joe Hurley (660) 379-2365 or 660-626-7824
Rt1 Box 50
Downing, MO. 63536

9 Paul Lankford, 573-473-7082
25849 Audrain Co. Road 820,
Mexico, MO 65265

8. Bob Maes, 573-866-3811
Rt. 1 Box 106 K
Millersville, MO. 63766

Price \$13.00 per bag BAM members, \$14.00 per bag Non-members, \$11.00 per bag at Bob Alexander's
Coal keepers earn \$3.00 a bag. NOTE: PRICE CHANGE

A. Non BAM coal \$.40/lb check \$.35/lb cash bring your own containers. Tim Johnson Springfield, MO 417-886-8032

Upcoming Events

August -12-22 Missouri State Fair Sedalia, MO contact Kent Harbit (660)-647-2349 to volunteer
August 14-15 UMBA Summer Conference, Edgerton, WI contact Joe Brannum 815-282-6799
September 18 -BAM meeting, Wayne Holder, Leon, Iowa. 641-446-6225 trade item Back scratcher
September 16-19 Guild of Metalsmiths Fall Conference. Hastings, Minn. Contact: Al Lindholm
Phone: (715) 483-9540 Email: kasie@centurytel.net or visit our website at www.metalsmith.org
October 1 - Application deadline for November Scholarship awards.
October 9 Ozark Folk center Hammer-in, Chris Padelford 479-244-0272
October 22nd and 23rd, OWAMMO's Gathering (some kind of old tool group) Branson, MO., Dan Wyatt
mailto:oldtriumphs@hotmail.com or go to <http://www.owammos.com>
November 6 - BAM meeting, Bob Evans Liberty, MO 816-781-5717
November 6 - Fire Fest 010 New Haven, MO, contact David Smith 573-659-5601, email: dlsmith@fidnet.com
January 1 - Application deadline for February Scholarship awards.
January 22, 2011-BAM meeting, John Murray, New Melle, MO 636-389-4640
March 2011-BAM meeting, Fred Warner, Wheeling, MO 660-659-2406
April 1 - Application deadline for May Scholarship awards
April 29 - May 1 -**BAM Ozark conference**, Sedalia, MO contact Joe Hurley at acornridge3@yahoo.com
May 2011-BAM meeting, Chris Miller, Doniphan, MO 573-996-4931
July 1 - Application deadline for August Scholarship awards.
July 2011-BAM meeting TBD
September 2011- BAM Meeting, Bob Ehrenberger, Shelbyville, MO. (573)-633-2010
January 2012-BAM Meeting A & K Cooperage, Higbee, MO

Ozark Folk Center, Hammer-in

October 9 2010, Mountan View, Arkansas 9:00am 5:00 pm
Bob Patrick: Demonstration
Chris Padelford: Lecture on blacksmiths selling at craft fairs.
Call Chris at 479-244-0272 for more information about the hammer-in.
Folk center phone: 870-269-3851

New Members

If you have a new member near you, welcome him to the group and show him the ropes.

Carroll, Bill
1567 County Hwy 211
Chaffee, MO 63740
573-264-3942

Jose, Christine
298 Klemme Lane
Byron, MO 65013
314-609-5088

Reardon, Ed
P.O. Box 227
Lone Jack, MO 64070
816-830-4679

Edmunds, April
2630 NE 775 Road
Osceola, MO 64776
nkcc5691@yahoo.com
660-238-9498

Leazer, Bob
1402 South Main
Fairfield, IA 52556
bobleazer@hotmail.com
641-472-2935

Reed, Ryan
1518 Cedar Drive
Sedalia, MO 65301

Hamilton, Ken
831 Lakeview Ridge Drive
Fenton, MO 63026

Potts, Richard
8568 Ardelia Ave
St. Louis, MO 63114-4406
314-426-4651

Rogers, John
18125 Highway FF
Mexico, MO 65265-6235
jrforge@gmail.com
573-473-6902

Hollensteiner, Howard
75 Hwy B
Montgomery City, MO 63361
573-564-2979

Wills, Matt
1201 Edgewood Drive
Wellington, KS 67152

BAM

2212 Aileswick Dr.,
St. Louis, MO 63129

Please send changes to Bruce Herzog, 2212 Aileswick Dr., St. Louis, MO 63129 or e-mail to bjherzog@att.net

Next Meeting: September 18th, Leon, IA.



Location:

25119 200th St. Leon, Ia



Directions: Hwy 2 to Leon-
North on Hwy 69 to 14th St.-
East on 14th to NE Poplar-
North on NE Poplar 1/4mi.-
Hard right curve NE Poplar
becomes 200th St.-
3/4mi. second house on South
side of the road, road ends.

Host: Wayne Holder

Phone: 641-446-6225

Food: Provided.

Trade item:
Back Scratcher.

Camping:
Lots of space, no hook-ups,
feel free to come early