

# BAM

January February 2007



Tom McGinnis  
Welding a Powdered Metal Canister under the press

[www.bamsite.org](http://www.bamsite.org)

# Contents

**Editorial**

**5** From the Editor

**OZARK**

**6** Minutes from 1/27/07 meeting

**El Presidente**

**7** President Kirk (Raoul) Sullens

**New Year**

**8** Pat McCarty's annual hammer-in  
By Bob Stormer

**Sedalia in May**

**10** Information in BAM's conference May 4-6

**Scholarship**

**12** Scholarship policy and application form

**Powdered Metal**

**14** Tom McGinnis powdered metal damascus demonstration

**Rasp Hawk**

**18** Tom McGinnis horse shoe rasp Hawk demonstration

**MTS anyone?**

**20** BAM's Mobile Training Station explained

**Shop Tip**

**22** Joe Wilkinson's self centering center punch

**CanIRON VI**

**23** Conference at Victoria, B.C., Canada

**BABA**

**23** International Conference at Ironbridge Coalbrookdale UK

**Classified Ads**

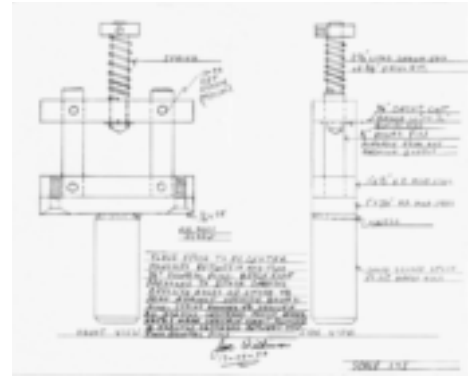
**24** Ads - Personal / Business

**Scheduling**

**27** Upcoming Events

**Membership**

**27** New Members



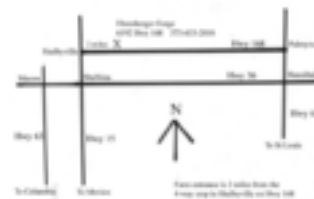
Shop Tip Pg.22



ABANA has nothing to say this time.



COAL Map pg 26



Meeting Map pg 28

**Newsletter of the  
Blacksmiths  
Association  
of Missouri**

*Volume 24 No. 1*  
**JANUARY-FEBRUARY**

**2007  
Editor**  
Bob Ehrenberger

**Contributing Writers**

Ned Digh  
Don Birdsall  
Joe Wilkinson  
Bob Stormer

**Photo Contributions**

Bob Ehrenberger  
Ned Digh  
Bob Stormer

**President's Message**

Kirk Sullens

**Mailing Labels**

Bruce Herzog

The Newsletter of the Blacksmiths Association of Missouri is published six times a year and is mailed to members of BAM. The annual fee for regular membership is \$25/year; a portion of this amount is for a subscription to this newsletter for one year. Editorial inquiries should be addressed to: **Bob Ehrenberger 6192 Hwy 168 Shelbyville, Mo 63469;(573)-633-2010 or send e-mail to bameditor@centurytel.net** BAM membership inquiries should be addressed to: **Bruce Herzog, 2212 Aileswick Dr., St. Louis, MO 63129; (314) 892-4690 or send e-mail to bjherzog@msn.com.** Occasionally some material will be copyrighted and may not be reproduced without written consent by the author. BAM welcomes the use of any other material printed in this newsletter provided the author and this organization be given credit.

JANUARY-FEBRUARY 2007

**Membership Application**

Name: \_\_\_\_\_  
Address: \_\_\_\_\_  
City: \_\_\_\_\_ State: \_\_\_\_\_  
Phone: (    ) \_\_\_\_\_ Zip: \_\_\_\_\_  
E-mail: \_\_\_\_\_

New Member     Renewal     ABANA member?

How did you learn about BAM? \_\_\_\_\_  
\_\_\_\_\_  
\_\_\_\_\_

Memberships are for one year from receipt of dues. Dues are \$25, which includes a subscription to the bimonthly BAM newsletter. Please make checks payable to Blacksmith Association of Missouri.

**ABANA Membership Application**

Primary ABANA Chapter Affiliation: \_\_\_\_\_

Name: \_\_\_\_\_

Address: \_\_\_\_\_

City: \_\_\_\_\_ State: \_\_\_\_\_

Phone: (    ) \_\_\_\_\_ Zip: \_\_\_\_\_

New Member     Renewing Member

*Includes a Subscription to the Anvil's Ring and The Hammers' Blow magazines*

- Regular Member .....\$55 yr.
- Senior Citizen (Age 65+) .....\$50 yr.
- Full time student .....\$45 yr.
- Overseas airmail .....\$80 yr.
- Overseas surface mail .....\$65 yr.
- Contributory .....\$100 yr.
- Public library .....\$45 yr.

*See reverse*



# From the Editor

By Bob Ehrenberger

This has been a January that a lot of members will remember for a long time. With the record ice storm, most of Southern Missouri was without power for nearly a week, some for almost two. Tom McGinnis, who was hosting the January meeting, was one of those affected. As a result, the meeting was pushed back one week from January 20 to January 27.

In an effort to notify BAM members of the change, Ed Harper (BAM vice-president and Web site editor), tried to contact BAM members via e-mail. He got a copy of our roster from Bruce and stripped out the e-mail

addresses. He then sent notices to all those that had listed their e-mail with their membership information. Unfortunately, nearly 50 of them came back as bad/inactive destinations.

This points out why it is important to review your membership information in the roster and contact Bruce Herzog with corrections and changes. It would also be nice to have all the e-mail addresses of members who have e-mail access. I've been a BAM member for 12 years and this is the first time we have had to postpone a meeting due to weather. But we have had other times when it would have been nice

to be able to contact the membership. Such as last November when Doug Hendrickson put on a workshop for BAM with only one week's notice.

Ed has compiled a list of the addresses that bounced for me to publish. Please look it over and if yours is on it, make the appropriate changes.

The next Newsletter submission deadline is March 24.

Bill Ohmert bohmer12000@yahoo.com  
Donald Grzeskowiak the4gs@fidnet.com  
Norman Davis ndavissizs@yahoo.com  
Jim McCarty jimmac@socket.net  
Dennis Anderson dennisanvil@mchsi.com  
Steve Austin sgaustin@sbcglobal.net  
Emily Baxter eabaxter@socket.net  
Daniel Allison DA621185@aol.com  
Daniel Allison da621185@aim.com  
Craig Angerer cwanger@us.ibm  
Randy Barringhaus ccityart@usmo.com  
Charles Bates ohebc@hotmail.com  
Don Asbee donasbee@donasbee.com  
William Bench bilsjuk@hotmail.com  
James Butler millstream@bucolorado.com  
Bill Briggs bearcreekforge@hotmail.com  
Klifton Bullard kpd@gocolumbiamo.com  
Wayne Colhour sig000@cameron.net  
Larry Crow larryc@1stofgod.com  
James Conway jeconway@i1.net  
Noel Ferguson fergios@juno.com  
Perry Foster fostpj@planetos.com  
Ben Fischer hollowhead@iglide.net  
Robert Goodwin bgoodrk3@sbcglobal.net  
Randy Lee Griffis foxfive@ilaud.net  
Dick Fisher rmfisher39@express56.com  
David Meneely jmeneely@mac.com  
Larry Powitzky lawrence.powitzky@amrdec.army.mil  
Ethan Lee buggyboy8@aol.com  
Jerry Kunkel ironwood@1pa.net  
George Rousis forge@kc.rr.com  
David Starr chileforge@earthnet.net  
Mike Hill mike.ironworks@gmail.com  
Ron James jamesinsuranceagency@mchsi.grm.net  
Jerry Hoffmann journal@usmo.com  
Kevin Huse rumble55@hotmail.com  
Charles Jackson chastj@omvonline.net  
Ronald Lpson rbi35@jwbank.net  
Hank Knickmeyer hankknickmeyer@allessos.net  
Chuck Matchen chuckmatch@comerst.net  
Verle Olson vioison@sbcglobal.net  
Lou Mueller loupatm@swbell.net

Steve Orchard scorchar@semo.net  
Darrel Mosley demosley@peoplepc.com  
Steve McKeehan mhmaeid@inter1.net  
Steve McGehee irony@epowerc.net  
Jim Patton jwpatton3@att.net  
Dean Powell ddpowell@mobil.net  
Cary Rosenbaumcpr@mchsi.com  
Dennis Radford redfordgr@earthlink.net  
Russ Rosener rrusseagle1@att.net  
Larry Reinwand lreinwand8@msn.com  
Nathan Robertson jpine@paulbunyon.net  
Wayne Rice riceballons@aol.com  
Thomas Ream thomasream@show-me.net  
John Sherwood JBSEMS@sbcglobal.net  
Dave Shepard dcshep@sbcglobal.net  
Dan Siglardaironmandanfe26@aol.com  
Clay Spencer clayms@vrmemc.net  
Ed Shepard eds@syaeng.com  
Tom Upton Thomas\_Upton@cox.com  
Burnard Strunk bstr@mmamexico.mo.us  
Albert Stier herheiness2@aol.com  
William Tanneberg dede@merr.com  
Fabian Schilly sonnyschilly@charter.net  
Todd Schroeder atschroeder@earthlink.net  
Alen Rundell rundell@netscape.com  
John Wilding redbarn@mchsi.com  
Gary Wingo sggwingo@mchsi.com  
Melvin Williams dwilly@socket.net  
Billy Templeton bhtempleton@cei.net  
Mike Williamson sabforge@bullshoals.net  
Michael Brooks arrollhillbilly@yahoo.net  
Matthew Burnett braidedcrossforge@yahoo.net  
Steven Barker sntbarker@net.zero.net  
Bob Graham bob@anyangusa.com  
Eric Qualls midmopiper@ktis.net  
Harlin Krueger dcforge@1nebraska.com  
Lee Lawson llawson63366@peoplepl.com  
John Murray ironarrow@att.worldnet.com  
David Drinen bionicedave@sbcglobal.net  
Robert Goodwin bgoodrk3@sbcglobal.net  
Jim Ratliff rat-hut@grm.net

# Minutes BAM meeting

1/27/07 By Bob Ehrenberger

Held in Ozark, Mo.

A big THANKS to the Tom McGinnis for hosting the meeting and to his wife for providing the food.

Next meeting, March 17, Shelbyville, MO.

Financial Report- Bruce was sick and didn't make the meeting. He called in the membership numbers. 561 plus 4 new members signed up at the meeting.

Ned Digh talked about a tire hammer workshop for 2007. He said that he currently has 6 people signed up. We would like to have 10-12 in order to keep the cost down. Contact Ned if interested.

Kirk talked about the possibility of BAM hosting the 2010 ABANA conference. He thinks that we have the location and the expertise to put on a first class conference. After some discussion, we voted to pursue putting together a proposal. I'm sure we will have lots more information on this in the coming months.

Don Birdsall talked about the MTS (Mobile Training Station) program. There will be a beginners class (MTS 1,2) at Ray Scott's shop in Eminance Feb 17. There will be an intermediate work shop (MTS 3) March 10. If there is enough interest there will be a second MTS 3 on March 24.

We are already signing up workers for State fair 2007. Contact Peggy Williamson if interested.

Larry Hults talked about the spring conference. We can still use more volunteers. The location is changing to the state fair grounds in Sedalia. There will also be an Arabian horse show on the grounds the same weekend. So you might make a few sales if you bring some horse related items to sell or put in the Boutique. It's time to start working on projects for Conference Auction and Boutique. They are planning on having a couple hammer-ins to make items for the Boutique. Dates and locations will be announced.

Stan Winkler is having a problem with his shop and

will not be able to host the March meeting. The meeting has been moved to Bob Ehrenberger's shop in Shelbyville, MO. The date is March 17, the trade item will be a shamrock or something that incorporates a shamrock in it's design.

It was mentioned that several E-mail addresses didn't work when we tried to postpone the January meeting. So please review your listing in the roster for accuracy..

Meeting adjourned.

## Trade Items were made by:

Don Nichols, Don Anders, Mark Lawson, Matthew Burnett, Pat McCarty, Ned Digh, Bob Ehrenberger, Karen Hammerschmidt, Wayne Rice, George Lewis, Dan Wedemyer, Rick Dinnici, Don Birdsall, and John Murray,

## Iron in the Hat items donated by:

Fred Arnhold, Esther Digh, Richard Kamp, Harry Weber, Don Nichols, Ned Digh, Don Allison, Larry Hults, Don Birdsall, Bill Bench, Mike Kellerstrass, John Murray, and Tom McGinnis.



Tom McGinnis shows the hack he uses to cut billets under the hydraulic press.

Note: Tom sells a DVD of his powdered metal damascus class for \$8. From what I saw, it looked first rate, and well worth the investment if you intend to give powdered metal a try.



# A Word From El Presidente

by Raoul (Kirk Sullens)

BAMmers,

We've taken a big step! Since last year's BAM conference, I've been talking with people privately about the possibility of hosting another ABANA conference here in Missouri. Toward the end of the year, I went more public with that discussion, ending up with an airing of hopes and concerns for that goal taking place at Pat McCarty's New Year's Hammer-In (sorry, Pat, and thanks).

Our main concern was centered on ABANA's advertisement for a "conference coordinator" in the Hammer's Blow. My misgivings about what that position might be were settled with a long and satisfying conversation with Dorothy Steigler of the ABANA conference committee. The coordinator's job is to be a facilitator or traffic manager, making sure things are ordered on time, vendors are paid in a timely way, and that things stay on schedule. Far from being a dictator of how the conference is run, this is a vital position for keeping the conference and it's preparations running smoothly, and it takes some of the burden off the volunteer conference chairman.

At the January BAM meeting, the membership voted to put together a proposal to host the 2010 ABANA conference, with a majority voting for, a few who were ambivalent, but no dissenting votes. This will mean a lot of work, but we have the time in which to do it, we have the experience to do it (as we have amply proven), and we have many new, willing hands to make the work lighter.

My first ABANA conference experience was in 1994 in St. Louis, and it was a pivotal experience for me! I met skilled smiths from all over the world, learned new skills, started new networks, and forged friendships that have lasted over a decade. I want to open that experience to as many people as I can. Consequently, my main goal is to try to bring the cost of the conference down enough that many more of the members have a chance to come and participate. I think the Midwest is the ideal place to achieve that goal.

Our January meeting was excellent, even though it was cold outside. Tom McGinnis, of Ozark Knife, outdid himself, not once, but twice, in the aftermath of a huge ice storm and lengthy power outage. The meeting, originally scheduled for Jan 20, was postponed to the 27th because of the storm. Because we were unable to get the word out to everyone, a few showed up on the 20th anyway, and Tom entertained and instructed them in fine style, even though his power had returned only the previous day. The meeting on the 27th was bigger and better, with excellent demos of powdered damascus billet forging, and tomahawk forging, as well as a wonderful stew by Tom's wife. We owe them great thanks for rising to the occasion in the face of such troubles, and pulling it off so flawlessly.

Ned Digh is still looking for a few more people to be in a Spare Tire Power Hammer-building workshop, with Clay Spencer, and an Inline Treadle Hammer workshop with Bob Alexander. Please let him know ASAP if you want to be in either one.

In closing, I want to thank BAMmers for all your support (even dissenting support, that's how I learn). Because of you, we are a group alive and growing.

El Presidente Raoul  
Aka, Kirk Sullens  
www.kirksullens.com  
(417)863-8628

# Pat McCarty's Hammer-In January 1, 2007

By Bob Stormer

All is well at the Washington Forge, Proprietor – Pat McCarty. Another year began early January 1<sup>st</sup> with the sound of a gurgling coffee pot and welcoming aroma of Mary Jo's cinnamon rolls and the heat from the shop stove. Coals were glowing in the forge; all evidence that Pat and Mary Jo may not be avid New Year's Eve revelers.

I always enjoy the sights when driving up to Pat's shop. It's all a blacksmith shop should be, including the welcoming committee of well fed and friendly pooches. Even if I didn't intend to make anything, I could spend the entire day perusing everything hanging on the walls and lurking in the corners of his shop. However, this year I had a specific mission with which Pat had previously agreed to help. I had told the owner of Luxenhaus Farms, just outside of Marthasville, and the site of Deutsch Country Days, that I would make some strap hinges for a small blacksmith cabin he had recently erected. Having never made hinges of any sort, but knowing full well Pat is the master of cabinet hardware, I was anxious to get started. This project fit pretty well with one of Pat's current contracts for latches and hinges. There were lots of hinges and latches in various stages of completion.

My hinges were to be 1 1/2" wide by about 18" long. We started by drawing one end to a point and then fullering it about 3" behind the point to a thickness of about 1/2." Sorry I didn't get any pictures of the step in the process. This was followed by drawing out the width just ahead of the fuller into the general shape of a heart. Pat's heart was well shaped while mine could have been mistaken for a kidney or liver, but Pat agreed a little sanding and filing could salvage it. The next step was to taper the hinge back from the fuller to about half way back to the end, and bevel the edges back to a couple of inches from the end. The heart was then flattened and dressed. To make the eye, Pat started by beveling the end and then rolling it over off the side of the anvil until he had a complete circle with the bevel tucked under. He then ran a 1/2" drift through the eye to better shape the opening. The drift was slightly less than 1/2" so a drill could be used to true up the eye to fit a 1/2" pintle. The pintles are available from Home Depot with a threaded end that would allow for a more secure fastening than what I could make with my limited blacksmithing skills. Other than final clean-up, and with Pat's generous help, I completed my four hinges before lunch was served; which brings us to another reason to attend Pat's hammer-in.

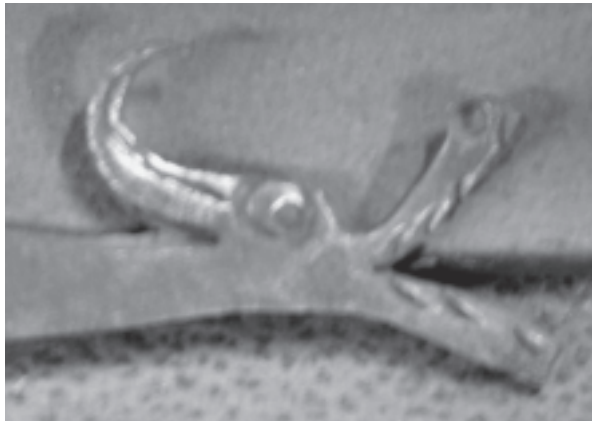

Mary Jo made what Pat called a combination of recipes, not the least of which was "Hoppin' John's Chowder." Some of the fixin's were rice, chicken, and black-eyed peas. There was also slaw, corn bread, relishes and dessert.



The small forge in the back was also lit, but I didn't get to see what was going on there since I was busy with my hinges. Kevin Brinker made a cheese slicer, and Wayne Rice made a rose. Bob Ehrenberger made a dragon that was patterned after one made by Bob Patrick, which just happened to also be on the belt buckle Pat McCarty was wearing – what a coincidence.



Pat also made good use of his new Bader III belt grinder by finishing off some pry bars. Tom Clark brought a mosaic damascus hammer that had “ABANA” showing on the face.



Since there was a pretty fair contingent of about twenty or thirty BAM regulars in attendance El Presidente Raoul notified everybody that ABANA may be looking to BAM to host the 2008 ABANA conference if they can't work



out equitable arrangements with New York. There was considerable discussion about it, but I believe it will be covered in more detail elsewhere in the newsletter.

This is only my third year attending Pat's Hammer-In and it's already a tradition to plan our family holiday schedules around it. I missed taking a group picture this year. I regret that and will try harder to remember next year. The gathering began breaking up about mid-afternoon and by 3:00PM most had left with the satisfaction that another year began in a "Proper" manner. Many thanks to Pat and Mary Jo for their continuing hospitality and contributions to BAM.



John Murray and son. What a sweet kid.

# 16<sup>th</sup> Annual Ozark Conference

**May 4, 5, & 6, 2007**

This year's conference will be held in a **NEW location**, the *Missouri State Fairgrounds* (MSF) in *Sedalia, MO*. Located 19 miles South of I-70 on US-65 at the junction of US-65 & US-50.

The blacksmiths demonstrating will be Tsur Sadan (assisted by Tom Clark) and Chris Winterstein. Our knifemaker this year will be our own Hank Knickmeyer.

Please remember to help support BAM by donating something to the **BAM Boutique**. Items need not be blacksmith related. All proceeds go directly to the BAM treasury. *Please note that there will be an Arabian Horse Show next door. Maybe you can make something to interest them.*

There is still time to make something for the **auction**. The easiest way to help support BAM! Please donate any item—tools, books, forgings—that you feel would be of interest to your fellow blacksmiths. This is the major source of revenue for BAM, so don't be shy about bidding on items as well. Col. Tim Ryan will be returning as our auctioneer, so you know the evening will be a fun one!

**Forging Contest.** Friday night we will have the forging contest. There will be two categories. Beginners will be asked to draw their stock to a specific length. Experienced smiths will have to forge weld a piece of 1/2" stock, the weld will be judged on quality and matching the original stock dimensions.

Don't forget *Dr. Iron's Slackwater Gallery* either. This is a great place for shameless self-promotion! This is not a juried show, nor is it a sales venue, but a chance to show your fellow blacksmiths what you've been producing. Items do not need to be finished; works in progress are gladly accepted. While traditional methods and joinery are encouraged, use of modern methods should not deter you from bringing a piece you are exceptionally proud of. If you are bringing something large or something that might need out-of-the-ordinary attention for proper display, please contact:

**Walt Hull**  
**Gallery Coordinator**  
**hull@idir.net**  
**785-865-5771**

**John Sherwood**  
**JBSEMS@Prodigy.net**  
**314-821-5727**

prior to April 30<sup>th</sup> so that your item can be given the attention it deserves.

## Ozark Conference Raffle

*BAM is once again sponsoring a fundraiser raffle. Please check out the items being offered, and buy tickets at the BAM Boutique.*

**1<sup>st</sup> Drawing**  
*175# Euroanvil—discount/Blacksmith Supply*  
**2<sup>nd</sup> Drawing**  
*6 pair of Tom Clark Tongs*  
**3<sup>rd</sup> Drawing**  
*50/50 raffle*  
**4<sup>th</sup> Drawing**  
*Cone Mandrel—BAM*

### **BAM Beginning Blacksmith class**

By BAM's MTS (Mobile Training Station).

### **Beginning Bladesmith class**

Dave Mabry

### **BAM Local Talent**

Several of BAM's local 'smiths will be giving free demonstrations/lectures in 1 hour rotations ("Demonstrators Choice).

### **Finger Weaving – Katy Camden (Friday only)**

Cultivated by the Native Americans, this centuries old style of weaving is done without a loom.

### **Basket Weaving – Mary Jo McCarty**

"Knitting Basket". (*photo on [www.bamsite.org](http://www.bamsite.org)*)

### **Broom Tying – Katy Camden**

Besides the traditional tying of a broom, Katy has added several other projects to choose from. Make a pot scrubber, cake tester, whisk broom, or tie the traditional broom on the supplied wooden handle or on your own custom handle (*all you need on one end is a 3/4" x 3" section with a 3/16" hole 1" from the end*).

**Larry Hults** - chairman

[whiskers@yhti.net](mailto:whiskers@yhti.net)

636-629-7411

**Ken Jansen**

[kjjansen@msn.com](mailto:kjjansen@msn.com)

636-295-5844

**Kirk Sullens & Mona Pieron**

[kirk@kirksullens.com](mailto:kirk@kirksullens.com)

417-863-8628

**DON ANDERS**

[donald.anders@juno.com](mailto:donald.anders@juno.com)

636-356-1043

**George & Donna Lewis**

[bygeorgeforge@yahoo.com](mailto:bygeorgeforge@yahoo.com)

573-364-8616

# Scholarship Guidelines

I Scholarships will be awarded by the scholarship committee based on the quality of applications and the availability of funds. Decisions of the committee will be final.

II. The committee is to consist of 3 members who serve rotating 2 year terms appointed by the BAM president. The president will appoint one of these members chairman of the committee.

III. The committee will be responsible for publicizing the scholarship program and for suggesting changes to these guidelines as may seem appropriate. Changes are to be approved by the board of directors of BAM.

IV. The number and amounts of scholarships will be fixed by the board of directors and revised by them from time to time as may be appropriate. The scholarship committee will advise the board on these matters.

V. Eligibility: Only Members in good standing of BAM may receive scholarships. Serving scholarship committee members will not be eligible for scholarships. No member may apply for a scholarship within one year after receiving a previous scholarship. Applicants who have not received a scholarship within the three years prior to their application will be given priority.

VI. The board of directors will determine how often and on what dates scholarships are to be awarded.

VII. Applications must be received 30 days before the date of awards. The committee must confer 2 weeks before the date of awards.

VIII. Obligations of recipients: Scholarship money must be spent for the activity or program for which it is granted unless changes are specifically approved by the board of directors. Every recipient, within three months following the event for which the scholarship is granted must submit a written description of the event with notes, drawings, photos, etc. where appropriate, to the BAM Newsletter. Within one year, the recipient must demonstrate what was learned as a consequence of the scholarship either at a BAM meeting or on video tape to be placed in the BAM Library.

IX. The scholarship committee will prepare an application form and make it available to any member who requests it. In addition, the form will be published in the BAM newsletter. All the terms and conditions will be included with the application (i.e., items V, VII, and VIII, above, plus the number of scholarships and the maximum amount available).

A couple of comments are due here. First, with respect to number III., the committee would be delighted to receive suggestions at anytime as to how we can make this program work better. Please share your ideas, questions, gripes, etc. with Don Birdsall (chairman), David Smith, or Larry Hults. We also stand ready to help with the application or anything else we can do to help individuals or the organization as a whole to get some good out of this program.

With respect to number VI., we have decided to make scholarships available quarterly, counting from the date of the conference. That means that awards will be made August 1, November 1, February 1, and at the next conference, with applications due a month ahead of each of these dates. For the moment the board of directors has set the number of scholarships at 10 for the year and the amount at \$500.00 each.

Send Form to:

Don Birdsall, 11570 CR 5480, Rolla, Missouri 65401

Note: The Scholarship Application is also available on the BAM web site ([www.bamsite.org](http://www.bamsite.org))

---

## Scholarship Application

Name:

Address:

Phone:

What Class or Event do you Wish to Attend:

Where:

What are the costs:

Tuition  
Travel  
Lodging  
Other

Briefly, how do you hope to advance in blacksmithing? Where do you want to go and how will this class or event help you get there? (additional pages if necessary - typing is OK)

I understand that as a requirement of receiving this scholarship, I must: 1) submit a written description with notes, drawings, etc, of the event to the BAM Newsletter, no later than 3 months after the end of the event, and 2) within 1 year of the event, I must demonstrate my new knowledge at a BAM meeting or a video tape to be placed in the BAM library.

Signed \_\_\_\_\_ Date \_\_\_\_\_



# Tom McGinnis making Powdered Metal Damascus

By Bob Ehrenberger

The January 27th BAM Meeting was held at the shop of Tom McGinnis and his Qzark School of Knifemaking. Tom provided a handout of notes that he had taken at a Don Hanson Mosaic Damascus class. I'll include the handout on the following pages and provide a little more explanation here to fill in the blanks.

The damascus billet is put together in a canister made from a 10-14 ga. 3"x3" square tubing with a plate welded on the bottom. He makes his pattern out of .10 thick nickle foil. The foil is cut on a paper cutter and bent using a small break. You can also bend the foil by wrapping it around bar stock or any other form, to yield the pattern you want. After the foil is bent the edges are taped together with scotch tape so they hold their position. Once the pattern is formed, they used fast setting epoxy to glue the pattern to a piece of cardboard cut to fit into the bottom of the canister. Tom assured us that the glue, tape, and cardboard are completely consumed in the welding process, and leave no residue in the damascus. They actually help in the welding process by consuming any free oxygen in the canister and preventing scale.

With the pattern in the canister, it now has to be filled with powdered metal. Tom's friend, Kirt Hellweg, demonstrated this process, while wearing a breathing filter, he carefully filled the pattern using a small funnel and a spoon. He filled the star with 4800E which is a bright silver when finished, and the rest of the area with 1084 which will come out dark grey to black. The powdered metal is as fine as talcum powder so you must be careful not to inhale it. When the canister was nearly full, he tapped the side to settle the metal before topping it off.

Once full, the canister is capped. A plate is held in place with a bar clamp while it is being welded. It is important to leave a small section unwelded. This gives the hot gasses a way out as the canister is heated and welded. If a vent is not left the canister could explode as pressures build inside. After being capped, a handle is welded onto the bottom (away from the vent) to make it easier to handle while hot.

The canister is given a long soak in the gas forge, with frequent turns to make sure that it is up to welding heat clear through. Tom has a really nice 50 ton hydraulic press, it is quietest running press I have ever seen. The hot canister is welded under the press (see cover photo) in very small steps to make sure that the pattern is not distorted. Once it is down to about a 2" sq. we are pretty sure it is welded, and then can forge it more aggressively down to about 1" sq. Make sure that you maintain a good welding heat through out the forging process. Tom does a lot of the forging under the trip hammer because he thinks it is faster. Once a uniform size is achieved, the bar is trued up on the press and set aside to cool. After cooling, the bar must be ground to remove scale and the remains of the mild steel canister.

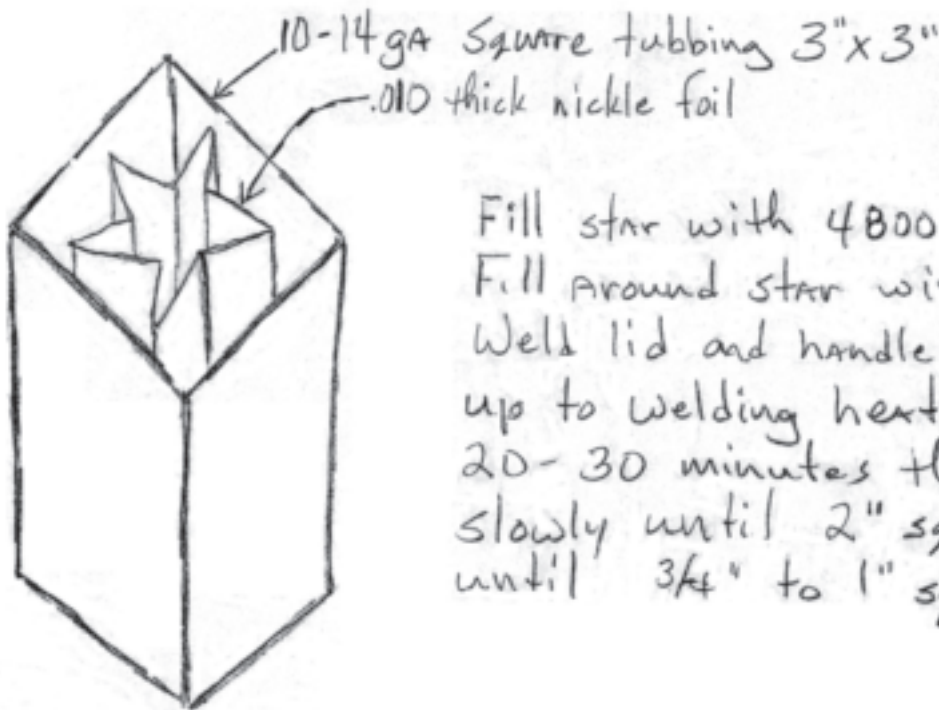
Tom said that almost anything can be put in the can to make mosaic damascus as long as it is scale free. He uses chain, old gears, and damascus scraps, and fills the voids with powdered metal.

Some sources for powdered metal are Brian & Matthew Lerch (262)-894-7949; Kelly Cupples (509)-728-0057 for 15N20; Jerry & Sandy McClure (888)-804-0683.

Steel bead blasting shot is usually 1084 and comes in different sizes. It is a cheap substitute for the powdered metal.

Colors of the different powders in the finished billets are:

- 1084 - Dark Gray to Black;
- 4600E - Silver;
- 4800E - Bright Silver;
- Nickel 200 - Chrome.



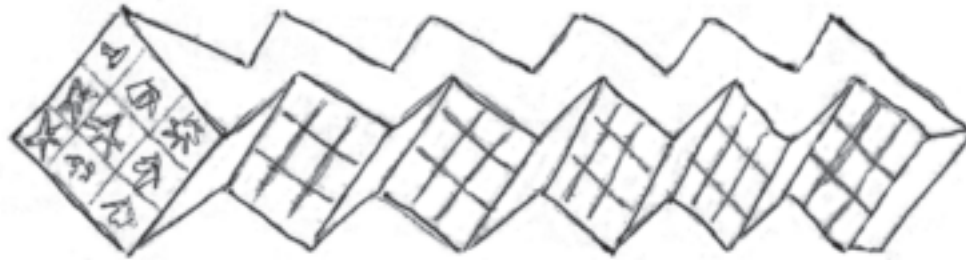
Fill star with 4800E nickle steel paste  
Fill around star with 1084 powder  
Weld lid and handle on and bring  
up to welding heat, soak for  
20-30 minutes then forge down  
slowly until 2" sq, then proceed  
until 3/4" to 1" sq




Cut into 9 equal pieces and  
Tack together, Forge weld and  
draw down to 3/4 to 1" Also  
can be different elements  
This can now be cut into 4,  
6 or 9 equal pieces and  
recombined for a tighter  
pattern or left as is.



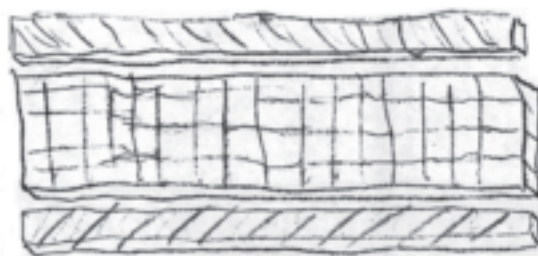
Twisted  
before forging  
flat.



The billet can now be cut into an accordion and forged flat to expose the pattern, or a ladder pattern can be done to expose pattern, can also be twisted and flattened.



Can be forge welded into a large block and cut slices off with bandsaw.




Bars of twisted material can be welded onto top and bottom of mosaic slice. To make strong solid blade stack.



Pictures from the January meeting



Kirt Hellweg filling the canister with powdered metal



Tom McGinnis forging the billet with the trip hammer



Tom had a whole row of belt sanders used in his school to finish blades. He had made these himself and said that we are welcome to copy the design, which is very straight forward. The contact wheels that he uses came from Grizzly Tools in Springfield MO.

# Tom McGinnis makes a horse shoe rasp Tomahawk

By Bob Ehrenberger

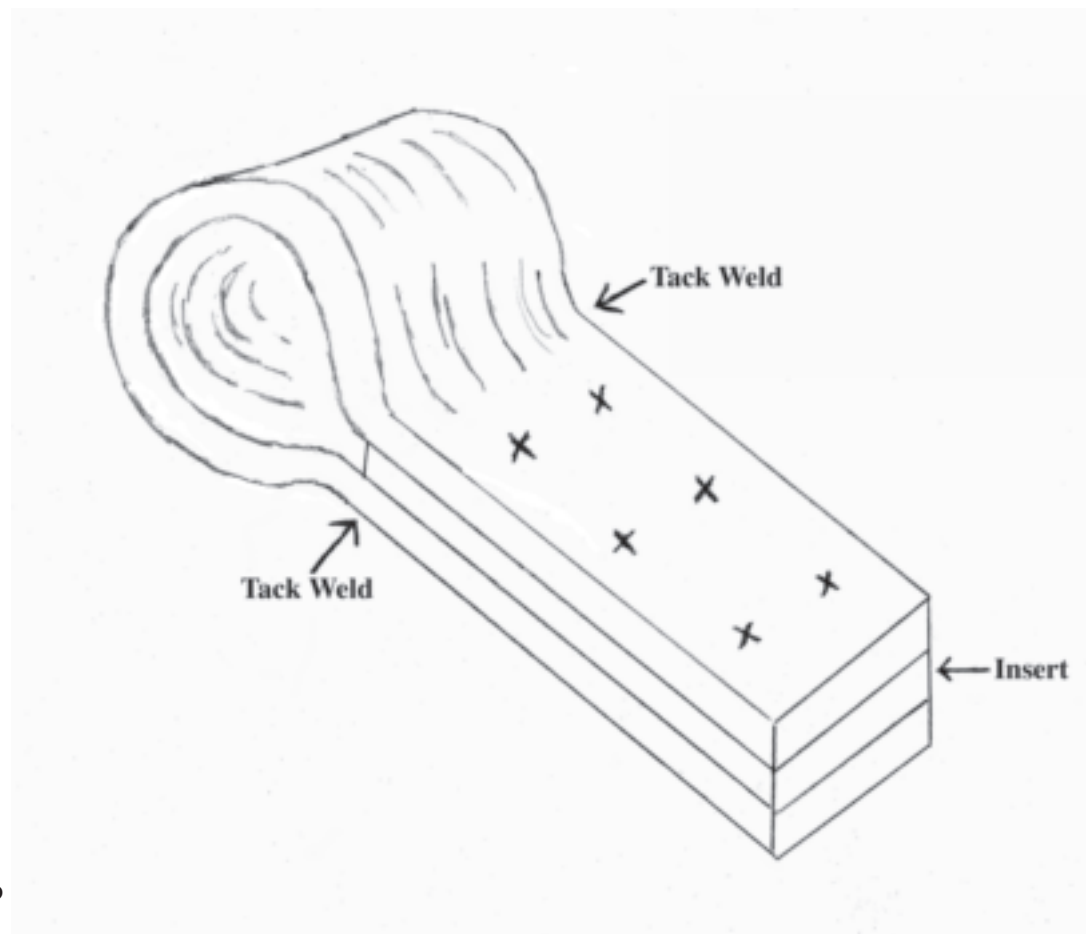
Tom makes and sells lots of Hawks. He has it down to a science. First off, the rasp you use is important, some are not tool steel and are only case hardened, these should be avoided. Tom has found that the "Save-Edge" brand of rasp is good steel clear through. There are probably other good brands, just be aware of the problem.

He starts by cutting off the tang and then cutting the rasp into two pieces one 10" long the other 3.5" long. Both pieces are heated in the gas forge. The short piece is taken out first and heavily fluxed on both sides and set aside. The longer piece is then bent into a U shape with the smooth side to the inside. It is placed around the mandrel and closed up. Care should be taken to make sure the ends come out even. Make sure that the blade is straight with the eye. Hammer close to the mandrel to close the eye all the way up.

Open the blade using the hardie and insert the short piece. Hammer closed and make sure the insert is straight. This was all done on one heat, formed and ready to weld.

In order to keep the insert from shifting, Tom puts a tack weld at the top and bottom of the eye.

The hawk is put back into the forge and brought up to welding heat, make sure you turn it a time or two. When he takes it out of the forge he welds it with a hand hammer in six hits. The first two are next to the eye, the next two are mid blade and the final two are at the edge. Once it is welded he takes it to the press and does the whole blade under the press. It is now fully welded.



It is important to keep track of which side of the eye is the larger because this will become the top of the Hawk and the blade will be drawn towards the bottom. Tom suggests putting it in the forge with big end up, so you can keep it straight. On the next heat, he draws out and shapes the blade using the trip hammer. And puts it back on the mandrel to straighten up the eye.

Continued on next page...



## Hawk Rasp Demo continued....

He then uses the chop saw to trim the end back to compensate for any unevenness in the joint. And grinds a little bit of a radius on the edge. He also grinds the top and bottom back to good metal so that there is no chance of a shunt starting.

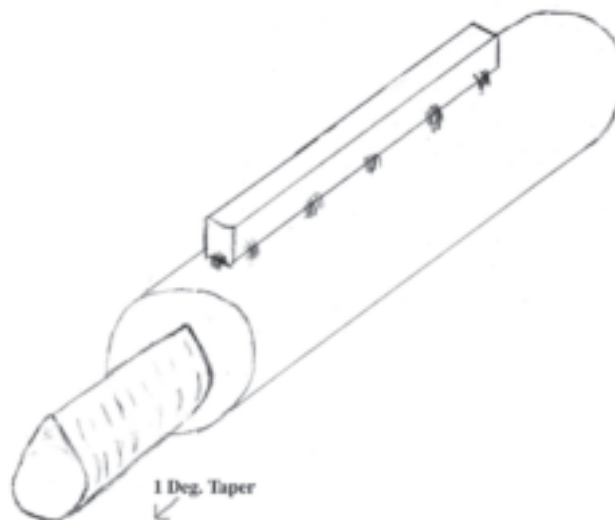
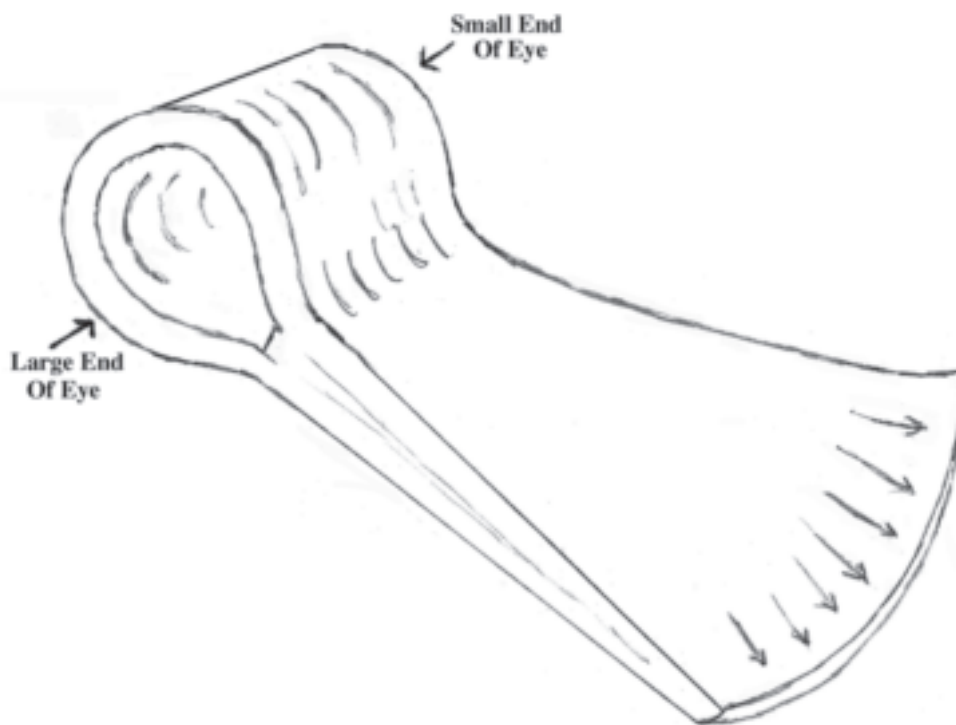
It is put back in the forge so only the edge gets hot, keeping the eye nice. The final edge is hammered into place with a hand hammer.

It is now ready for final grinding and heat treat.

Tom textures the grip of the handle by heating a rasp and pressing the handle unto the coarse teeth. He then puts the whole handle in the forge for a few seconds to blacken it. The handle is then sanded and treated with linseed oil.

Tom's mandrel as not like the typical hawk drift that most of us use. He had taken a pretty large bar and turned a 1 deg. taper on the last 2" to get the dimensions of the handle he wanted. He then built up one side with a welder to create the tear drop shape needed on a hawk eye. Finally down one side he welded a piece of square stock which lines up with the hawk blade and is used as a visual sight line to get the blade straight with the eye.

Tom gets his handles at "House Handles" in Cassville, MO



Finished Hawk  
Tom put in the  
iron-in-the-hat

## What is MTS? Don Birdsall

The **Mobile Training Station** (MTS) Program was started by Lou Mueller in 2001.

Ed Harper and Don Birdsall were asked to join the committee, with Lou acting as chairman to over see and run the program for BAM. When the program went on the road in February 2002, Lou asked Don Birdsall to organize and get members of BAM to open their shops and to hold workshops to teach basic blacksmith techniques.

We have held a large number of workshops over the last four years and have gained a lot of new members. A small number of our old members have also taken the workshops. BAM has a trailer equipped with all the tools for ten work stations. We use LP gas forges in these workshops, because coal fire maintenance is a skill to be learned in itself, and would take time away from learning forging techniques. We can teach up to 20 members at each workshop. We like to have one instructor for every four students. When a workshop is scheduled, the trailer is towed to the shop ahead of time and is there ready to go on the morning of the workshop.

The workshops are structured for those people that have no black smith training. We start at the very beginning and work from there, adding new techniques as we proceed through the day. The second day we continue from where we left off on day one.

On the first day (MTS #1) we do a leaf hook, a heart hook, and a coal forge poker. On day two (MTS #2) we make a square shoulder jam hook and make a few scrolls. Every thing you make, you take home with you.

The third workshop (MTS #3) is making a sign holder for your shop or home. It is 36 inches tall and 30 inches wide. You learn how to make collars, mortised and tendoned joints, rivets, and how to assemble a piece together using what you have made. All this is done using plain blacksmith techniques. To take this workshop, you must have taken the first two workshops or be proficient in basic blacksmith techniques.

The cost of each workshop is \$20.00 plus the cost of materials. The workshops start at 8 am and last till 5 PM each day; you must bring a lunch and drinks for yourself. You should also bring safety glasses, a leather apron, and gloves (if you wear them while working).

**If you are interested in attending, hosting, or teaching at a workshop, contact Don Birdsall. (573)-364-7223 or e-mail at donbirdsall@earthlink.net**

## Spare Tire Power Hammer Workshop 2007

*By Ned Digh*

Interest appears to be strong for a BAM Spare Tire Power Hammer Workshop in 2007. The weekend for assembly will be at the Mexico Public School Voc-Tec after the public school year is over. Two pre-workshops will be conducted, one at Bob Alexander's shop at DeSoto and one at Ned Digh's shop in Fulton (Ham's Prairie).

We must have a minimum of ten (10) paying participants and it is better to have fifteen (15) to reduce the cost per person. At this time, a total cost estimate cannot be made, but at the BAM workshop last year, the total cost was \$1175 per power hammer.

The critical need now is to find out how many BAM members will participate. A firm number is needed so we can get on Clay Spencer's travel calendar for the assembly weekend. Clay has an active workshop schedule for 07 and the date for our BAM weekend workshop will depend on when he can come to MO.

Volunteers will be needed at the weekend assembly workshop, especially BAM members with good welding skills. The Voc-Tec welding lab and equipment will be made available for use and the Voc-Tec welding instructor will be present for assistance with the equipment.

**If you want to make a spare tire power hammer: names are needed ASAP**

**Notify Ned Digh Home Phone 573-642-8332  
email npdigh@ktis.net**

**Note: If you leave a message on Ned's phone, always leave a call back number, so he can call back and confirm your interest.**

When all is finalized, participants will be required to pay \$500 up front and the balance at the weekend workshop. More details on this will be forthcoming after coordination with BAM Treasurer, Bruce Herzog, or his successor.

If you sign up to participate, you will be kept informed of additional information, changes, dates, etc.

Note: There were 6 signed up as of the January meeting.

## Possible Treadle Hammer Workshop in 07

*By Ned Digh*

Bob Alexander is willing to hold a Treadle Hammer Workshop at his shop in Desoto, MO. He will limit the workshop to 6 participants. Clay Spencer has turned over to Bob the task of conducting the In-Line Treadle Hammer Workshops. Bob has all the jigs and lots of experience; his workshops are well organized and efficiently run. Notify Ned Digh if you are interested and he will keep you informed of available information.

**LEARN HOW TO MAKE YOUR LITTLE GIANT POWER HAMMER WORK HARDER THAN EVER!**

Please join us for the 15<sup>th</sup> annual Little Giant Rebuilding Seminar! We will host 2 classes, Friday, March 16 through Sunday, March 18 or Friday, March 23 through Sunday the 25<sup>th</sup>, 2007.

This class was first taught by our good friend Fred Caylor of Zionsville, Indiana. We carry on his tradition of teaching how to make Little Giants run well and hit hard.

Each 2 ½ day class is a hands-on format. You will help transform a 25 LB Little Giant hammer from functional but sloppy condition into a well tuned, quiet, hard working hammer. Sid Suedmeier, owner of Little Giant, will share all his knowledge and experience gained from working with Fred and from 16 years of repairing and rebuilding Little Giants.

An old style 25 LB Little Giant will be rebuilt during each class, and a new style machine will be on hand to demonstrate proper assembly and adjustment of both styles.

The classes are held in our shop in historical Nebraska City, Nebraska. The city has a wide variety of cafes, outlets (including Pendleton Woolen Mills), antique and gift shops, orchards, wineries and museums.

**IF YOU HAVE A LITTLE GIANT, THIS CLASS IS FOR YOU!**

No experience is required to attend this class. Past classes have been comprised of students, retirees, artists, welders, doctors, farriers ...anyone who wants to learn will benefit from this class. We approach the rebuilding process using tools that can be found in the average home workshop.

If you are in the market to buy a power hammer, this class will make you an educated shopper. If you already own a Little Giant, or any other brand of power hammer, this class will teach you how to get the best performance possible.

The class costs \$95, refundable up to 7 days prior to the class; advance registration is required. We limit each class to 25 participants. The classes start at 9 AM sharp on Friday, and usually end by Saturday evening. The schedule runs Sunday until noon in case we encounter any exceptional problems in rebuilding, and to answer remaining questions.

When we receive your registration, we will send you a city map, along with travel and hotel information.

Airports are located in Omaha (45 miles north), Lincoln (50 miles west) and Kansas City (125 miles south).

**2007 REGISTRATION**

Name: \_\_\_\_\_  
Business name: \_\_\_\_\_ Address: \_\_\_\_\_  
\_\_\_\_\_  
Telephone: \_\_\_\_\_  
Email address: \_\_\_\_\_

**CLASS**

- March 16-18
- March 23-25

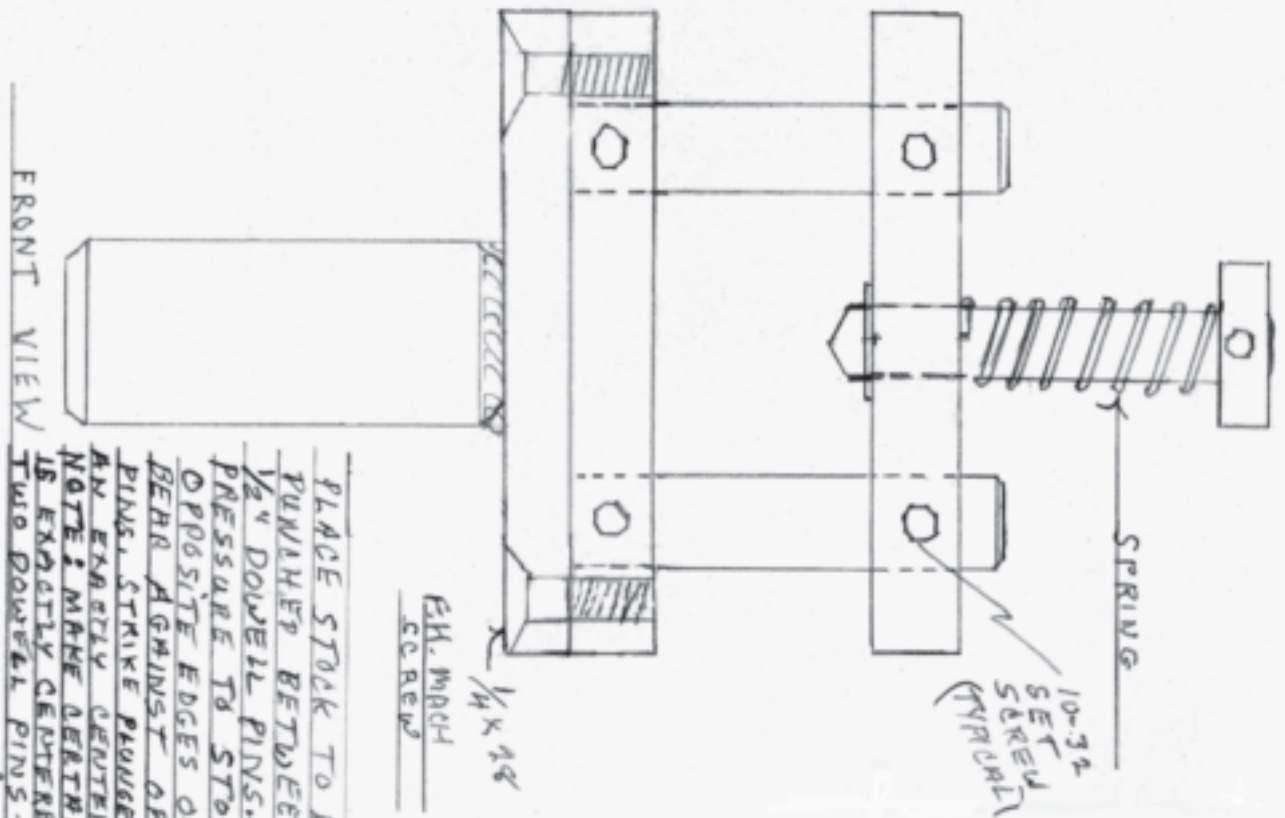
**PAYMENT**

- Check enclosed
- Visa
- MasterCard
- Discover
- American Express
- Number: \_\_\_\_\_
- Expiration Date: \_\_\_\_\_

**POWER HAMMER INFO**

Brand: \_\_\_\_\_  
Size: \_\_\_\_\_ Serial Number: \_\_\_\_\_

Please call or email if you have any questions, or prefer to register by phone. You can reach us at 402.873.6603 or Sid@LittleGiantHammer.com  
Little Giant 420 4<sup>th</sup> Corso, Nebraska City, NE 68410

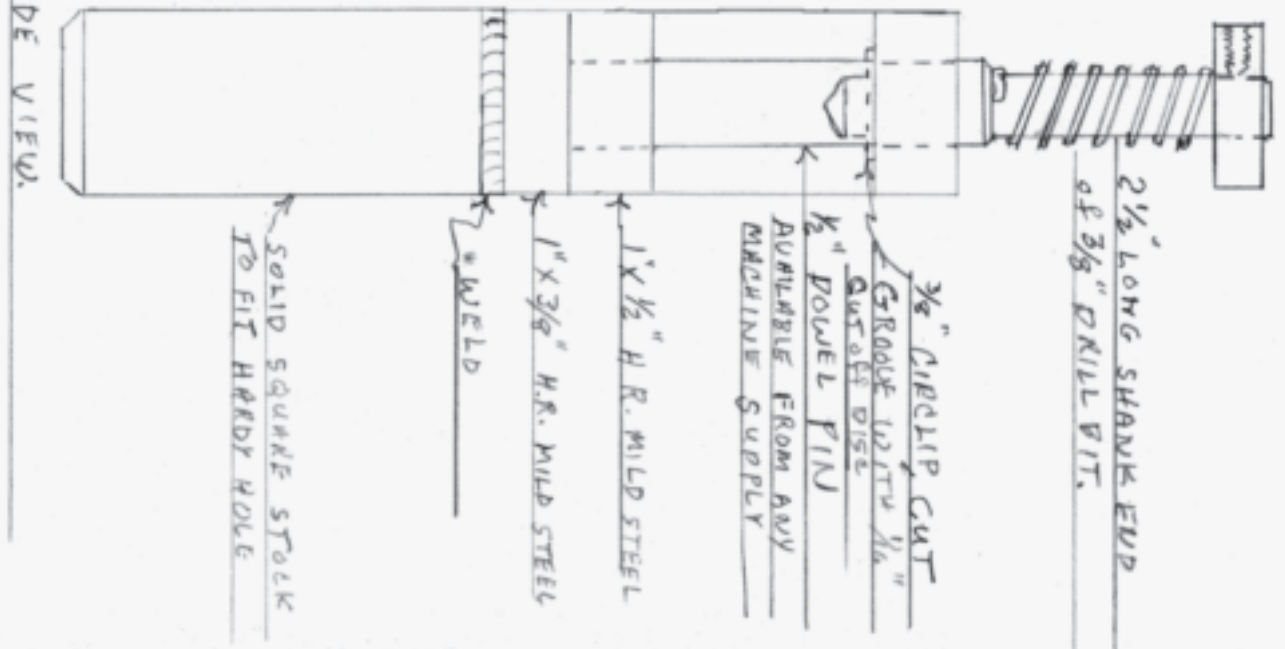


FRONT VIEW

PLACE STOCK TO BE CENTER  
 PUNCHED BETWEEN THE TWO  
 1/2" DOWEL PINS. APPLY SIDE  
 PRESSURE TO STOCK CAUSING  
 OPPOSITE EDGES OF STOCK TO  
 BEAR AGAINST OPPOSITE DOWEL  
 PINS. STRIKE PUNGER TO DEFLU  
 AN EXACTLY CENTERED PUNCH MARK.  
 NOTE: MAKE CERTAIN THAT PUNGER  
 IS EXACTLY CENTERED BETWEEN THE  
 TWO DOWEL PINS.

*Joe Wilkinson*  
 12-08-06

SCALE 1"=1"



SIDE VIEW

2 1/2" LONG SHANK END  
 OF 3/8" DRILL BIT.  
 3/8" DIAMETER CUT  
 GROOVE WITH 1/16"  
 DIA. HOLE  
 1/2" DOWEL PIN  
 AVAILABLE FROM ANY  
 MACHINE SUPPLY  
 1 1/2" H.R. MILD STEEL  
 1" X 3/8" H.R. MILD STEEL  
 WELD  
 SOLID SQUARE STOCK  
 TO FIT HARD HOLE

# CANIRON VI

June 29—July 02, 2007  
Victoria, B.C. Canada  
Vancouver Island Blacksmiths Assoc  
[www.caniron.ca](http://www.caniron.ca) [www.viblacksmiths.com](http://www.viblacksmiths.com)

Canada's biennial blacksmithing conference will take place this year in the city of Victoria on beautiful Vancouver Island. It will be hosted by the **Vancouver Island Blacksmiths Association**.

Featured demonstrators include;

**Richard Bent FWCB, Paul Thorne, Jake James, Daniel Orton, Joe Delisimunovic, Peter Fuller, Al Bakke, Renato Muskovic, Tony Austin, Doug Newell.**

We also have a **hands on** forging/teaching area, **repousse' teaching station**, demonstrations by the **Western Canadian Farriers Association** and the **Western Canadian Wheelwright Association**.

We have arranged for **hands on craft classes** for spouse/family members, including basketry, felt making, mosaic art, quilting, fragrant wreath making, broom making, traditional metis beading and glass bead making.

Camping & R/V parking will be available on site, offsite dorm rooms at the Royal Roads University, b&b's and hotel/motel rooms close by.

Test your skills at the standards of **THE WORSHIPFUL COMPANY OF BLACKSMITHS!! (est. 1352)**  
As part of CANIRON VI we will be hosting an **ADJUDICATED GALLERY** as well as a **LIVE FORGING COMPETITION**.

**Check out the website <http://www.caniron.ca/> for more info**



## International BABA conference

26 - 29 July 2007 at the World Heritage site of Ironbridge in Coalbrookdale.

This will be a Conference like no other, and will revolve around working groups led by Master Blacksmiths, rather than following the conventional, 'watch a demonstration' format. It is all about hands-on involvement, providing participants with a rare opportunity to work alongside highly experienced blacksmiths with an international reputation.

The Conference venue is the site where in 1709, iron was first smelted commercially using coke instead of charcoal and where seventy years later Abraham Darby III erected the world's first iron bridge, which gave the town its name. This historic site will form a unique backdrop to the event. Much of the Conference activity will take place in the wrought iron rolling mill works, at Blists Hill, where forges will be set up near the huge shingling hammer. This hammer will be running during the Conference.

Here are brief details of a few of the Masters involved:

**Francisco Gazitua**, comes from Chile, and is an accomplished sculptor, producing powerfully expressive works in forged iron. He is both a maker and a teacher, and has studied and worked in Britain. He lives and works near Santiago, Chile.

**Uri Hofi**, is known as Israel's leading blacksmith; is well known for his inventive and radical approach to the techniques of forging; and has demonstrated widely in America and in Britain.

**Jim Horrobin** is one of Britain's most eminent blacksmiths. He recently completed and installed the 8 metre wide, 3.5m high, Winston Churchill Memorial Screen in St Paul's Cathedral in London.

**Sergei Polibotko** is a leading blacksmith from the Ukraine, where he runs a major blacksmithing workshop.

To register or to receive updated e-mail information. Contact Elspeth Bennie, [elspeth@ironhorse-studios.co.uk](mailto:elspeth@ironhorse-studios.co.uk)



# Buy, Sell, Trade

## Individual Classified ads

25 lb. Little Giant Power Hammer, new bearings, re-surfaced flat dies, adjustable toggle links, fresh green paint, the motor mount kit from Sid Suedmeier, and a 1.5 hp single phase motor. \$2500 OBO, call 785-305-1699, or e-mail at stegametalsworks@gmail.com. -Micah Soyland Topeka, KS

Kirk Sullens has organized a group buy for gas saver valves. Because of his prior purchases the co. is extending the group price of \$136.25 (tax included) for the forseen future. If you can't meet with Kirk there may be additional shipping costs. (This is a shutoff valve with a pilot light that lets you set your torch once and then quickly relight for each use.)

If interested contact Kirk Sullens. 417-863-8628

## Commercial / Resource ads

### Services:

**Custom spinning** in copper, brass, pewter, and steel. Contact Ken & Kathy Markley, 7651 Cabin Creek Lane, Sparta, Ill. 62286. Phone: (618) 443-5284 Fax: (618) 443-5284

Ray Chaffin has a new computer operated **plasma cutting** system that can cut anything out of metal. Mail, call or e-mail your design for a price quote. Ray Chaffin, (660) 438-6720 or Ray's Welding, RR 3, Box 279, Warsaw, MO 65355.

**Little Giant**-- We can do repairs on any or all components of your Little Giant front assembly. Contact H."Sid" Suedmeier 420 4th Corso, Nebraska City, NE. 68410 (402) 873-6603

Tire Hammer Workshops, Beverly Shear Sharpening  
I have donated my treadle hammer plans to ABANA and will not be selling plans in the future.  
Beverly shear blades sharpened \$35 plus postage.  
I will be leading workshops to build 50 lb. Tire Hammers, contact me for details.  
Clay Spencer, 934 Partridge Lane, Murphy NC 28906-6149,  
828-837-0708 or e-mail to clayms@brmemc.net

## Information / Education

New email/web site for Tom Clark and the Blacksmith School

Tom: tclark@ozarkschool.com  
School: www.ozarkschool.com

**Tong Making Class**-Weekend Course  
4 people per class - \$125 per person  
Contact: Charles Comstock Rt.1 Box 20, Deerfield, MO. 64741  
(417) 927-3499

**Classes offered**, The Ornamental Iron Shop  
Contact the instructor to register and customize your class.  
John D. Thompson – Metalsmith  
3923 Hwy 25; Hodges, SC 29653  
864-374-3933

**Classes** at Pieh Tool Company, Inc. - Camp Verde, AZ  
The Bill Pieh Resource for Metalwork.  
Call now for more information and to enroll:  
(928) 554-0700 or (888) 743-4866. www.piehtoolco.com.

Subscribe to Jerry Hoffmann's **Blacksmith's Journal**, a monthly publication for blacksmiths. Call 1-800-944-6134 for more information.

George Dixon edits a blacksmithing publication called "**The Artist-Blacksmith Quarterly**". For \$28 you will get four issues of how-to information. Contact him at 1229 Bee Tree Lake Road, Swannanoa, NC 28778.

The Upper Midwest Blacksmiths Assoc (UMBA) now has its video library back up and running. An index list can be viewed at [www.umbaonline.org](http://www.umbaonline.org) They are VHS or DVD-R Cost is \$5 each with \$2 per order shipping There is no return date, you keep the video for this price. All videos are made at group demos, no commercial titles.

### Blacksmithing E-books on CD

TWO NEW/OLD E-BOOKS-Weiner Kunstschmiedearbeiten (1928) and La Fidelle Ouverture de l'Art du Serrurier, originally published in 1627. Now eight titles are available on CD, \$4/each, or all eight books, \$24 postpaid. More books are in production and will be available soon- order on-line at [www.blacksmithingebooks.com](http://www.blacksmithingebooks.com), or check/MO to Brian Gilbert, 3404 Hartford Dr., Chattanooga, TN 37415.

## Products

**Heavy duty Frying Pan Blanks:** Steel, approximately 9 inch in diameter with 2 inch sides. 12 gauge (2.5 lb.) or 14 gauge (1.75 lb.) thickness. Available with or without two 3/16 inch holes for handles. Now tumbled clean. 1-4 \$9 each; 5-9 \$8 each; 10 or more \$7 each. Shipping \$4 plus \$.50 for each pan. Contact: Bob Tuftee, 3855 Aspen Hills Dr., Bettendorf, IA 52722; bobforge@hotmail.com; (563) 332-4800.

**Tom Clark** carries a complete line of hand forged Hofi style hammers, punches, drifts, tongs, shears, belt grinders and gas forges. He's also importing the Sayha air hammer from Turkey. For more info on the tools contact him at Phone (573) 438-4725. Fax (573) 438-8483.

**L Brand Forge Coke** now packaged in 50 pound bags, 1,000 pound bulk sacks on pallets and 2,000 pound bulk sacks on pallets. Send your zip code for a quote on price including delivery. 1-800-441-0616 or LBrandForgeCoke@aol.com.

## Buy, Sell, Trade, Continued

**Bells Novelty Casting** is a foundry in Anniston, Alabama manufacturing blacksmiths' tools. We are currently looking for dealers to market our products. We have anvils of all sizes, swage blocks, hardies and drift pins. Call 1-877-FARMBEL. Web site [www.bellsandmoe.com](http://www.bellsandmoe.com).

**Kayne and Son Custom Hardware**, 100 Daniel Ridge Road, Candler, NC 28715. (828) 667-8868 fax (828) 665-8303, e-mail: [kaynehdwe@charter.net](mailto:kaynehdwe@charter.net), web site: [www.blacksmithsdepot.com](http://www.blacksmithsdepot.com). Offering Peddinghaus 2 horn anvils, Offcenter tongs and swages, etc, hammers, tongs, the Fly Presses, Treadle Hammers, and Forgemaster gas forges. We ship and accept Visa and Mastercard.

Persimmon Forge **PEDAL HAMMER** for sale for the more delicate work of chase and repousee, chisel and chase, leather stamping, some stone and wood carving applications, etc., in a comfortable seated position with minimal effort, maximum safety, and fast striking.

Contact Dave or Betty Edwards by e-mail at [djedwards@cableone.net](mailto:djedwards@cableone.net), or write or call the manufacturer, Four Mile Carriage and Machine, at 3220 West 6th Ave., Emporia, Ks. 66801, (620) 342-4440.

**SOFA fire pots** are once again available. For information contact Bob Cruishank, 1495 W. Possum Rd., Springfield, OH. 45506 Phone: (937) 323-1300 or [www.creativeironforge.com](http://www.creativeironforge.com) or [www.sofablacksmiths.com](http://www.sofablacksmiths.com)

D.L. Schwartz Co. **Blacksmith and Farrier supplies**.  
2188 S. US 27, Berne, In. 46711, 1-800-955-3064

## Wanted:

**Articles for the BAM Newsletter.**  
**E-mail, [bameditor@centurytel.net](mailto:bameditor@centurytel.net),**  
**or snail mail to Bob Ehrenberger, 6192 Hwy168,**  
**Shelbyville MO. 63469.**

### Demonstrator List Forming

Fred Weisenborn has started a list of members available for demonstrations,

fairs, historic events, and festivals, etc.

Contact Fred to get on the list:

417-589-2497 e-mail: [jweisenb@llion.org](mailto:jweisenb@llion.org)

**Around the Anvil** BAM has it's very own E-Mail news group. If you would like to participate send an E-Mail to Ed Harper at [aramed@grm.net](mailto:aramed@grm.net) and he can get you signed up.

## Shop Tip



At Pat's New Year's Day hammer-in I used his treadle hammer hot cut to make my dragon head. It worked so well I went home and made one just like it. Bob Ehrenberger



Close up of treadle hammer Hot Cut.

# Need Coal ?

## Check on Availability

Coal Captain: Bob Alexander



1. Bob Alexander (636) 586-6938  
14009 Hardin Rd,  
DeSoto, MO. 63020

2. Ken Jansen, (636) 366-4353  
2257 Charter Rd.,  
Moscow Mill, MO. 63362

3. Doug Clemons, (660) 595-2257  
RR1 Box 124,  
Malta Bend, MO. 65339

4. Jerry Rehagen, (573) 744-5454  
390 Bozina Valley Trail,  
Freeburg, MO. 65035

5. Jeff Willard, (417) 742-4569  
P.O. Box 416,  
Willard, MO. 65781

6. Denis Yates, (573) 286-5316  
343 Lamp Dr.  
Sunrise Beach, MO. 65079

7. Mike Brooks, (417)-932-6644  
217000 C King Dr.  
Summerville, MO. 65571

Price \$10.00 per bag BAM members, \$11.00 per bag Non-members, \$9.00 per bag at Bob Alexander's  
Coal keepers earn \$2.00 a bag

# Upcoming Events

February 17 **MTS workshop #1** Ray Scott, Eminence, MO.

February 24 **MTS workshop #2** Ray Scott, Eminence, MO.

March 10 **MTS workshop #3** Ray Scott, Eminence, MO.

Must have completed MTS #1 & #2 or have equivalent skill level.

March-17 **BAM Meeting** Bob Ehrenberger, Shelbyville MO. (573)-633-2010 Food will be provided.  
The trade item will be something that incorporates a Shamrock in it's design..

March 24- **Newsletter submission deadline** for the March-April issue.

March 24 **MTS workshop #3** Ray Scott, Eminence, MO. (if enough interest)

April 3 Application deadline for May **Scholarship** awards.

May 4-6 **BAM's Ozark Blacksmithing Conference**. Sedalia, MO. (new location)

May 12-**BAM Meeting** Don Asbee's, Hartsburg, MO. (573)-635-8363

June 29-July 2 **CANIRON VI** Victoria, BC Canada for information go to: [www.caniron.ca](http://www.caniron.ca)

July 14-**BAM Meeting** Larry Crow, Edlon, IA. Trade item Handle with a forge weld and a twist.

July 26-29 **International BABA Conference** 2007 Contact Elspeth Bennie, [elspeth@ironhorse-studios.co.uk](mailto:elspeth@ironhorse-studios.co.uk)

September-**BAM Meeting** Dale Gilman has asked for this one again, Boonsburo, MO.

November 3- **BAM Meeting** Wayne Holder's, in Leon, Ia. (641)-446-6225

Note: For all MTS classes contact Don Birdsall to sign up (573)-364-7223

## New Members

If you have a new member near you, welcome him to the group and show him the ropes.

Bauer, George  
8528 Country Lane  
Troy, IL 62294 (618)-667-7074

Maune, Joel  
5751 N. Goodes Mill Road  
Washington, MO 63090  
636-583-8636

Olsen, Floyd  
18226 182nd  
Tonganoxie, KS 66086  
[Dalecookiepress@aol.com](mailto:Dalecookiepress@aol.com)  
913-724-3020

Carter, Galen  
14960 CR 160  
Carthage, MO 64836  
417-394-2008

Maxwell, Bennie  
901 Winchester  
Rolla, MO 65401  
573-426-4238

Quinn, Dennis  
333 Scenic Ridge Road  
Marthasville, MO 63357  
[expgod@centurytel.net](mailto:expgod@centurytel.net)  
363-433-5097

Gidley, Christopher  
13845 Quarry Town Road  
St Genevieve, MO 63670  
[cgidley@siu.edu](mailto:cgidley@siu.edu)  
618-319-0328

Nugent, Kathleen  
13012 Delmar  
Leawood, KS 66209-2383  
[nugentgbc@yahoo.com](mailto:nugentgbc@yahoo.com)  
(913) 897-9411

Sisco, Jesse  
1678 Belmont  
Springfield, MO 65802  
[sisco\\_10@hotmail.com](mailto:sisco_10@hotmail.com)  
417-631-9389

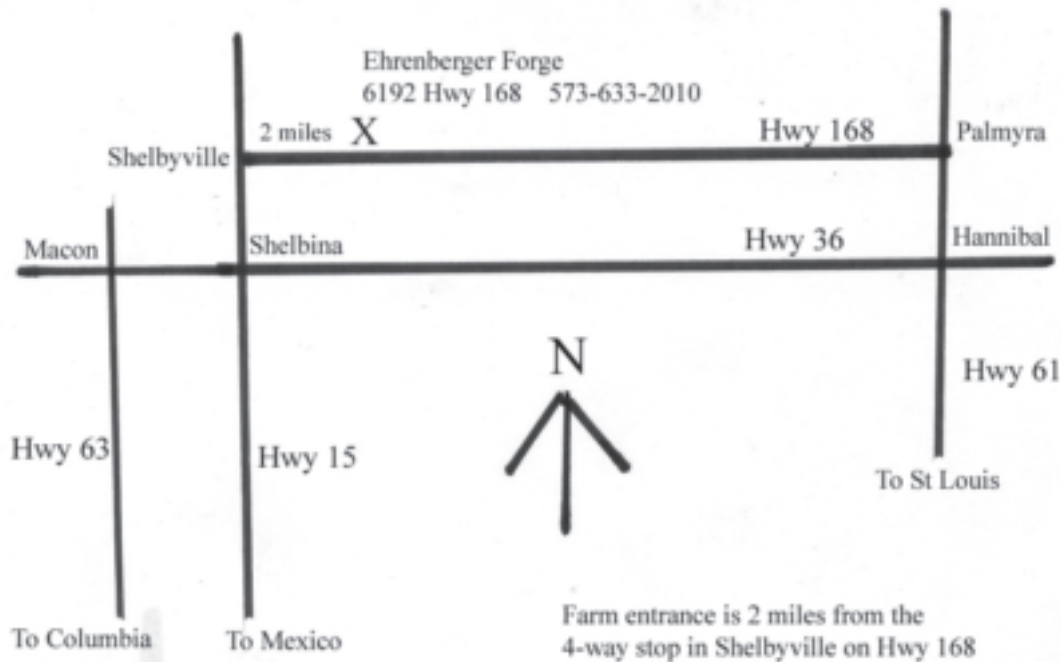
Hammerschmidt, Karen  
4200 Telegraph Road  
St. Louis, MO 63129

O'Brien, Caleb  
8810 Tomlin Hill Road  
Columbia, MO 65201  
573-874-6174

Stagner, Robert  
Rt 6 Box 3341  
Salem, MO 65560  
[pmg2@earthlink.net](mailto:pmg2@earthlink.net)  
573-247-8571

Lock, Bob  
HCR1 Box 4269-5  
Shell Knob, MO 65747  
417-858-6648

# Next Meeting: March 17, Shelbyville, MO.



**Location:**

2 miles East of  
Shelbyville on Hwy  
168

**Host:**

Bob Ehrenberger

**Trade Item:**

Something with a  
Shamrock in it.

**Lunch:**

Will be provided  
by the South Fork  
Regulators.

**Phone:**

573-633-2010

**BAM**

2212 Aileswick Dr.,  
St. Louis, MO 63129

Please send changes to Bruce Herzog, 2212 Aileswick Dr., St. Louis, MO 63129 or e-mail to [bjherzog@msn.com](mailto:bjherzog@msn.com)