


RAM

INSIDE

May — June 1997

<i>Joe's helper</i>	12
<i>Mike Boone notes</i>	14
<i>Root grubber</i>	17
<i>Forged lock</i>	18
<i>Next meeting</i>	23



NEWSLETTER of the BLACKSMITHS ASSOCIATION OF MISSOURI

Contents

Editor's anvil

5 I've traveled from British Columbia to Asheville, NC this summer, that's why this is late!

Pat's place

7 Reflections on events past, including the conference and the May meeting.

March meeting

8 We make our annual raid on the Kansas scrap metal supply and enjoy Walt Hull's hospitality.

ABANA news

10 Lou says support your local Iron in the Hat, especially the one at the 98 Conference

Joe's little helper

12 Joe Wilkinson came up with a nifty little hold down device that gets the work close.

Bulletin board

13 This is BAM's tailgate area with plenty of tools and supplies to buy, sell or trade.

Mike Boone notes

14 What did you do with your Ozark Conference notes? Stephen McGehee sent his in.

Root Grubber

17 Dr. Iron can make anything, including a tool to get those pesky weeds out the way.

Under lock and key

18 Wouldn't it be nice if your BAM Box came with a padlock? Here's how to forge one.

Shop notes

21 Demo ideas, hammer handles, and how to get those rusty parts loose.

BAM news

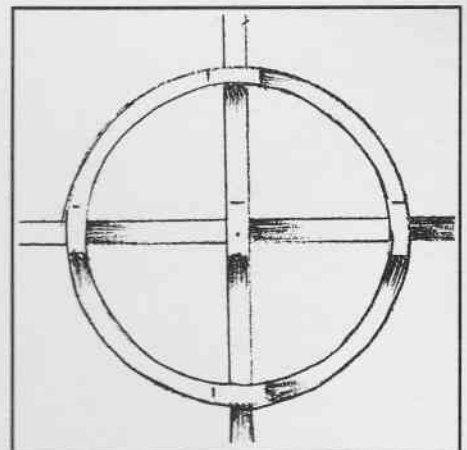
22 Gas forge workshop, coming events and a 98 Conference preview.

Next meeting

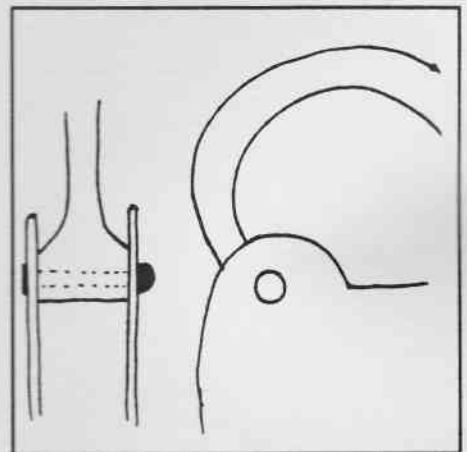
23 It's time for the annual BAM Bash on the Black at Missouri's Riverera.



Page 8



Page 15



Page 18

**Newsletter of the
Blacksmiths
Association
of Missouri**

May — June 1997

Volume 14 No. 3

Our cover: Mike Boone gets some help from his assistant while heating a piece of stock during his demo at the Ozark Conference. Photo by Jim McCarty.

Editor

Jim McCarty

Contributing Editors

Pat McCarty
Stephen McGehee
Doug Hendrickson
Joe Wilkinson

Mailing Labels

Maurice Ellis

The Newsletter of the Blacksmiths Association of Missouri is published six times a year and is mailed to members of BAM. The annual fee for regular membership is \$20/year; a portion of this amount is for a subscription to this newsletter for one year. Editorial inquiries should be addressed to: Jim McCarty, 5821 Helias Dr., Jefferson City, MO 65101; (573) 395-3304. BAM membership inquiries should be addressed to: Maurice Ellis, Rt.1 Box 1442, Belgrade, MO 63622, (573) 766-5346. Occasionally some material will be copyrighted and may not be reproduced without written consent by the author. BAM welcomes the use of any other material printed in this newsletter provided the author and this organization be given credit.

BAM Membership Application

Name: _____

Address: _____

City: _____ State: _____

Phone: () _____ Zip: _____

New Member Renewal

How did you learn about BAM? _____

Do you need any tools? _____

Memberships are for one year from receipt of dues. Dues are \$20, which includes a subscription to the bimonthly BAM newsletter. Please make checks payable to Blacksmith Association of Missouri.

ABANA Membership Application

Primary ABANA Chapter Affiliation: _____

Name: _____

Address: _____

City: _____ State: _____

Phone: () _____ Zip: _____

New Member Renewing Member

How did you learn about ABANA? _____

- Regular Member\$35 yr.
- Senior Citizen (Age 65)\$30 yr.
- Fulltime student\$25 yr.
- Overseas airmail\$70 yr.
- Overseas surface mai\$50 yr.
- Contributory\$100 yr.
- Public library.....\$25 yr.

See reverse

BAM

Send this form in an envelope with your payment to:

BAM,
c/o Maurice Ellis
Rt.1 Box 1442
Belgrade, MO 63622

Officers:

President
Pat McCarty

1st Vice President
Bob Alexander

2nd Vice President
Vernon Fisher

Secretary
John Murray

Treasurer
Maurice Ellis

I _____ hereby apply for membership in the Artist-Blacksmiths' Association of North America and enclose \$_____ as my annual membership dues for one year.

MasterCard VISA Check/Money Order

Card Number

--	--	--	--	--	--	--	--	--	--	--	--	--	--	--	--	--	--	--	--	--	--

Exp. Date (Required)

--

Checks must be in U.S. currency

SEND RENEWAL TO:

ABANA

P.O. BOX 206, Washington, MO 63090 (314) 390-2133

Dues Distribution:

1 year subscription Anvil's Ring: 68.5 % \$24

Adm. offices & other ABANA projects (Conferences, etc.): 31.5% \$11

The Blacksmiths' Association of Missouri is a chapter of the Artist Blacksmiths' Association of North America, and is devoted to the preservation and advancement of blacksmithing and to communication among blacksmiths in Missouri and surrounding areas. BAM's newsletter's goal is to support these aims. Letters to the editor, tech tips, tools for sale or anything else which furthers these ends will be considered for publication.

The Newsletter of the Blacksmiths' Association of Missouri and its members do not manufacture, distribute, sell, test, warrant, guarantee, or endorse any of the tools, materials, instructions or products contained in articles or features in the Newsletter of the Blacksmiths' Association of Missouri. The Newsletter of the Blacksmiths' Association of Missouri disclaims any responsibility or liability for damages or injuries as a result of any construction, design, use, manufacture or other activity undertaken as a result of the use or application of information contained in any articles or features in the Newsletter of the Blacksmiths' Association of Missouri. The Newsletter of the Blacksmiths' Association of Missouri assumes no responsibility or liability for the accuracy, fitness, proper design, safety or safe use of any information contained in the Newsletter of the Blacksmiths' Association of Missouri.

It's been a long time 'tween newsletters so I hardly know where to begin. Last time we visited it was close to Walt Hull meeting time and we had just wrapped up the Ozark Conference. My how time flies...

Since then I have been to British Columbia for the first-ever Canadian Blacksmith Conference, Caniron 1. I've also been on a road trip with the family to Asheville, home of the 1998 ABANA Conference and some guy named George Dixon.

First the Canuck Conference — them other North Americans sure know how to host an event. It wasn't without its share of teething problems (remember the first Ozark Conference?) but then what first time conference comes off without a hitch? The event organizers did a lot of apologizing but it really wasn't necessary. I don't think anyone else even noticed there was anything amiss (save for that God-awful coal, which spawned the phrase "stinkier than the Caniron coal!").

The conference was held at the historic O'Keefe Ranch and it was a site to behold. Nestled in picturesque Rocky Mountain valleys, the ranch is home to a dozen or so historic buildings including a dandy blacksmith shop. There was a first class restaurant on site that served what Canada is famous for — beer.

I must say I'm not much of a world traveler (though I have been to Paris, Missouri) and I left home without my birth certificate. They let me into Canada (or was it out of St. Louis?) on the virtue of my voter ID card, another good reason to vote. Unfortunately no one mentioned that when you fly into, say Toronto, you have to pick up your luggage and carry it through customs. That's exactly where my luggage was when I arrived in Kelowna, British Columbia, on the other side of the continent.

Blacksmithing events are probably the only events you can go to and spend two days in the same clothes with no deodorant or tooth brush and still fit in. Thanks to some leg work by the Air Canada folks my bags showed up on Saturday along with the box of BAM T-shirts that found new homes up north.

I stayed at a B&B just up the road that had a million dollar view. Already there was Rob Sadowski and his wife, whom I knew from the Internet. I also met Robert Strong, who is from Florida but has a brother who used to be a state senator in Jefferson City. Small world.

The event got underway under brilliant blue skies on Saturday with five forging stations going at once. Two stations had Derry Cook's fine gas forges. Dorothy Stieglar had one of the coal stations and the other was reserved for the ranch's resident smith, Joe Delisimunovic, who had a team working on building a complete wagon.

I watched Jerry Culberson make poz-tongs at one of the gas stations. He is the Northwest Blacksmith Association's version of Doug Hendrickson — a lot of laughs and a hell of a smith too.

I also caught Darryl Nelson doing animal heads from BIG stock. The rest of the time I drifted between John Adolph forging forestry tools (he was working 1-1/2 inch tool steel with no power hammer!), Berkely Tack on stock calculations, Dorothy making flowers, and even caught Richard Sheppard, who hauled his Big Lick treadle hammer all the way from West Virginia to show how it works.

Norm Larson was on hand, and everyone spent a lot of time seeing his wares spread out on a hay wagon. Bob Bergman and Grant Sarter had the Kick Ass Hammer going and Bob was trying out some new leaf dies that Grant had developed. After a few tries he was cranking out two-heat leaves.

The conference had the feel of those early ABANA Conferences, with Dorothy working on a hand-crank forge and folks actually listening to the demonstrators. One of the stations was a lecture hall. With all the quality demonstrators on hand I was amazed that the lectures were so well attended, probably because the topics were so good.

I picked up some good ideas and made some new friends at the event. I will be challenging you guys to a hammer kiss as soon as I get my



teeth fixed.

I am confident this won't be the last event in Canada. Try to make the next one.

In July I traveled to North Carolina to see the site for the 98 ABANA Conference. Believe it or not, George found what must be the only level spot in Asheville for the event. An amazing number of demonstrations, special projects and evening activities are planned.

I will be running details of conference events in the coming newsletters. Make plans now to attend.

We didn't make it to George's place but I saw pictures of it all over town. He calls it "Biltmore." We tried to go out but the guards at the gate looked at our Missouri tags and said get lost. Seems like a nice house with 250 rooms and all that fancy stuff but I didn't see anyplace for a scrap iron pile.

Sorry this one is so late. It's all Pat's fault. I think we should get another president at the July (August) meeting.

Gotta wrap this up or I'll never make it to the printer.

—Jm McCarty

(P.S. — Walt Hull, I am writing this slow cause I know you can't read very fast.)

Dear BAM

I am in possession of a huge American Elm in my front yard, beautiful tree that is unfortunately dying of the Dutch Elm Disease (I think).

I hear that the American Elm made the best mounting blocks for anvils as it does not split. If you were cutting one up, what size blocks make the best anvil mounts? Also what market other than my own use is there?

Thanks,

Ron Jackson
9014 Outlook Dr.
Overland Park, Kansas 66207
(913) 341-5643 e-mail:
rjack@swbell.net

Editor's note: Ron, let's find out what market there is for elm blocks. Cut some up and bring them to the meeting Aug. 16.

I wish to express my disappointment that our organization found it necessary to charge \$25 for a one-day only attendance at the annual BAM event in Potosi. This is the same amount charged for the entire event.

I believe we should consider a lesser day-fee for those who can not attend the full program. And we may want to consider a lesser fee for students with appropriate identification. Sincerely,

— Bob Woodard

For more than five years Clifton Ralph of Indiana and Roger Lorange of Illinois have urged that a Regional Event be held to — as Clifton puts it — extend friendships and camaraderie between fellow blacksmiths.

Two years ago planning began with consultations with the boards of the Illinois Valley Blacksmith Association (IVBA), the Indiana Blacksmithing Association (IBA) and the Upper Midwest Blacksmith Association (UMBA). Each board agreed to support the project with people and start-up funding. We decided to hold the conference on years in which ABANA did not meet so that people could more afford to attend both. A date

(Oct. 11-12, 1997) was selected which did not conflict with known meetings in the area and which is usually good weather time for travel. The Midwest Threshermans Reunion Park at Pontiac, Ill. was chosen as the most centrally located meeting area we could find (IVBA has its permanent shop on the grounds.) The three ABANA Chapters divided up the work and each hired an excellent demonstrator.

We began to consider how we could most effectively include other ABANA Chapters and other groups so that we really did extend friendships and build camaraderie in the blacksmithing community. We decided to specially invite all surrounding cABANA chapters and to — this is where you come in — ask them to set up booths to promote their own chapters. We want each chapter to show their work, solicit new members, offer chapter related items for sale, promote their events and in other ways attract conference goers to their booth to brag on the things they are doing. Here is how we will meet you and gather new ideas for our own chapters. We would like a report from each chapter on what they are doing and planning for the future. We believe that the exchange of ideas will benefit everyone and will help you build a network of people you can turn to for help with your particular problems and plans. We know that a lot of talent is available in these chapters. Other chapters will be most welcome too — invited or not. The more the merrier! Bring a table, a couple of chairs, your stuff and your enthusiasm. It's your show too!

This summer we plan to send each member of invited ABANA Chapters and other ABANA members in the region a full brochure of conference details and preregistration information. Preregistration will be worth it because it will be the only way your name will be included in a drawing for one of the three very nice items the organizing chapters have contributed just for this purpose.

Some quick answers. Where is Pontiac? About half way between Chicago and Springfield on I-55 or about 35

miles NE of Bloomington-Normal. How much will it cost? \$35 for registration plus \$10 for camping on the grounds. For more answers call Paul Moffett, Indianapolis (317) 253-0843 (9 am to 9pm).

—Paul Moffett

Editor's note: BAM needs to be there. If anyone is going and wants to take our T-shirts, newsletters and coffee cups along stand up and be counted at the next meeting.

One tough old blacksmith

I don't know any folklore smithy stories, but I will tell you a good one that happened here in the Boston area a couple of years ago. Old Sam Bray, 83 year old, classically trained blacksmith (Wales, UK), was sharpening some jack-hammer bits at his forge, when three "hooligans" in their early twenties came into his smithy and demanded his money. Other than loving a good dirty joke, Sam didn't have a great sense of humor and suffered fools poorly. The police report stated that two of them were in custody awaiting trial, having been released from the hospital, one suffering from a dislocated jaw, and a broken arm, and the other a broken collar bone and several broken ribs. The third was still in a coma in the hospital and would be arrested if/when he awoke. Sam said he would have given them some money if they had asked politely, and went back to work. One tough old bugger.

Thanks to Michael Schermerhorn for this contribution.

Pat's Place

If you didn't make it to the conference this year you missed a good one! Mike Boone put on a very good demo, he brought along a lot of pieces and then showed how he did them.

Uri Hofi and Tsur Sadan did some team striking with Tom Clark and Allen Flashing on Sunday and pounded out some large nails. There was a lot of rusty iron in the tailgate area and Todd Kinnikin had a team making Damascus.

Lee Marek set up his primitive camp complete with forge. Thanks to all the volunteers who helped set up the conference, and to those who made something for the auction. Thanks to Tim Ryan's expertise we raised over \$7,000 at the auction.

In June we met at Walt Hull's shop in Lawrence, Kansas. As usual the first thing we did was to raid the scrap yard next door. Tom found a \$10 anvil and I picked up a couple of oxygen cylinders for \$15.

Lou Mueller started the demo's with some latch tooling. Then Walt

showed us a neat double scroll trick. Walt served his famous ham baked in bread and he had some good Free State beer to wash it down. Thanks to Walt and Ruth Hull for being such good hosts.

The next meeting at Doug Hendrickson's looks to be a lot of fun.

He'll have hands on stations set up, manned by some of BAM's finest. Look for more info in this newsletter. We have a pretty good line up for our elections, there is still room for more nominations, if you want to run for an office let one of the officers know. We'll be voting at the next meeting so be sure to attend and cast your vote.

— Pat McCarty

A blacksmith named Pat

(Sent anonymously from Lawrence, Kansas)

There once was a blacksmith named Pat
Who kept all his coal in his hat
Except for the slack
which ran down his back
and caused him to itch were he sat

This certificate entitles

DONNIE FULWOOD

BAM

*to one FREE anvil rebuild to be done by BAM's
own team of expert anvil fixer-uppers*

BAM MAY MEETING

by Jim McCarty

Walt Hull was the host for our May meeting, an event that will go down in history as the "Great Scrounge Fest." Walt, you see, lives next door to a scrap yard and as usual we assaulted the feeble barriers making them good neighbors and made off with some of Kansas' finest.

As usual, brother Pat made the best haul. He latched onto an old welding tank that is now a pair of bells and also found a trunk that just needs some forged hardware to make it a real antique.

I saw folks pulling all kinds of interesting scrap out of the piles. Should be some neat "sculpture" being made these days.

When we found Walt he was still laying bricks on one of the nicest brick forges this side of Ste. Genevieve. Don't know what was wrong with the piece of pipe Walt used before — maybe Kate doesn't like black boogers.

I had such a good time chasing my son Daniel around and chatting with everyone under Walt's shade trees that

I missed most of the demos.

I did see Lou Mueller showing off his jigs from the Arizona Winterfest demo he did. Also Doug Hendrickson made a wheat stalk end, least that's what it looked like to me.

There were some nice lengths of chain turned in for the trade item and we had a huge showing for the iron in the hat.

Walt was just back from London (that's in England) where he took part in the assembly of the Globe Theatre Gates. Walt and Kate both made a piece for the gates, and they brought back lots of pictures so we could see what else was forged. More on that as soon as Walt finishes his newsletter article.

As usual Walt's harem fed us handsomely and his connection at the Free State Brewery came through again with two kegs of their finest.

When I left Todd Kinnikin and Walt were trying to get his gas forge tuned up for some Damascus work. Now why did he build that brick forge if he's going to use gas?

Minutes BAM meeting June 6, 1997

- Thanks to Walt and Ruth Hull for hosting a fine meeting.
- Thanks to Kate Dineen for great rolls and brownies.
- Fine demos by Lou Mueller, Walt Hull and Doug Hendrickson.
- Trade item is a chain, nice examples evident.
- Good show for Iron-in-the-hat, lots of variety in objects donated. Raised \$207.
- Welcome new members. See Pat if you need a BAM ID button.
- Minutes approved as published.

Old Business

- Colnick Video: Dan Nauman is working on a PBS quality video series on Cyril Colnicks ironwork. Motion made and passed to donate \$500 to

this effort.

- Motion made to shop for a trailer to haul BAM meeting apparatus. Cost @\$1,600. Motion approved. Maurice and Pat will handle this and make sure insurance is OK.

- Pat has booklets on treadle hammer tooling. See him for a copy.

New Business

- Upper Midwest Blacksmith Association has offered BAM a booth at their conference in Pontiac, Ill., Oct. 11 & 12, 1997. If anyone would like to staff the BAM Boutique at this event, see Pat McCarty.
- Doug Hendrickson spoke on his BAM meeting (Aug. 16). It will include a beginner's workshop to spin a copper ladle and forge a handle at one of several forges. Also, Sunday is the float trip. A splendid time is guaranteed for all.
- Lou Mueller spoke on a workshop with Clay Spencer at Lou's shop in Valley Park on Aug. 23. Details to follow in newsletter.
- Lou spoke on tentative demo's at Webster College this fall. More info to follow.
- Discussion of another beginner's workshop at Lou Mueller's sometime before Christmas.
- Bruce Herzog spoke on library acquisitions.
- Gas forge workshop with Gary Kobermann and Bruce Herzog this fall. Check with Bruce for details.
- Bruce will ramrod 1998 BAM Ozark Conference and would like suggestions, volunteers, etc.
- Lou Mueller spoke on BAM's coal supply operation. Volunteers needed to stockpile coal once Lou's shop moves in September. This is important to BAM and its members. See Lou if you can help.
- Motion to adjourn, motion passed.



Above left: Our benevolent sponsor Walt Hull gave his usual interesting demonstration, this time using the second best brick forge west of Ste. Genevieve. Rumor has it some of the mortar was still a little wet. Above right: Lou Mueller took his place at the forge showing how a machinist approaches the jig process.



ABANA

Artist-Blacksmiths' Association of North America

PO Box 206 - Washington, Missouri 63090 USA
Janelle Gilbert Hoffmann, Executive Secretary

Office Hours 9:00am - 5:00pm CST
Voice/Fax (314) 390-2133

ABANA President's Message June 1997

Looking through my conference registration forms from the chapters, two things are coming on stronger all the time. First, teaching stations and beginners classes; and second, the comments and references about scholarship programs.

At our annual board meeting, new teachers and demonstrators were one of the primary concerns of long range planning. I am happy to report we have a very good group of new demonstrators coming up. Thanks to the time, effort and money that the chapters have invested in programs to make it happen.

At the '94 ABANA Conference, ABANA established a policy that all proceeds from the Iron in the Hat would be dedicated to the scholarship fund. In 1994, Iron in the Hat netted \$4,476.00 and in 1996, \$7,881.00. From this, scholarships paid out:

	1995	\$2,028.00	
	1996	3,979.00	
to date	1997	<u>3,000.00</u>	\$9,007.00

As of May 1997, the balance in the scholarship fund is \$3,350.00.

Now think about this, at the '94 ABANA Conference in St. Louis and the '96 ABANA Conference at Alfred, with only three days at each conference, \$12,357.00 was raised. This was made possible by the people who donated items to the Iron in the Hat. I guess what I am trying to say is, come to Asheville in 1998 and support the Iron in the Hat!

THOUGHT FOR THE DAY

"It is not the meaning of life that is important, but what you can do with it."

Lou Mueller
ABANA President



CHAPTER LIAISON NEWSLETTER

June
1997

ABANA - PO Box 206 - Washington, MO 63090 phone/fax (314) 390-2133

A DECADE OF DEDICATION

Ten years ago in June of 1987 I embarked on what has become a decade of dedication for ABANA. It was a markedly transitional time with an unforeseen delay in relocation of ABANA's administrative accouterments. So at the time of my arrival, or perhaps I should say, *its* arrival, I was confronted with going through stacks of boxes to reconstruct a central office as 2,000 members waited for the mail to flow again.

As with my predecessors, there wasn't an office procedure manual and it wasn't the kind of job you leave behind at 5:00 pm. The needs of the organization were numerous. Working committees, regular board communications, and chapter benefits had not yet been established. Only one member benefit held the organization together --the *Anvil's Ring*.

ABANA had already come along way. For fourteen years, Dimitri Gerakaris, Carl Van Arnam, and Ruth Cook had (consecutively) set up central offices to track memberships, handle bookkeeping, answer all the correspondence, and fill orders of back issues. The *Anvil's Ring* had evolved from a newsletter to a fine magazine during that time and the membership grew from 20 to 2,000 while all the office work was done without the aid of electronic equipment.

During the month of July it took 42 hours of marathon typing to set up a computer database and enter all the current and expired members. The rest of the time was used to get through the three month backlog of mail, fill orders, answer correspondence, and install essential office equipment, like a telephone. There were forms and invoices to create and daily operations to consider. Before long, the office began to hum and I soon had visions for the future of the organization.

ABANA Secretary, Joe Pehoski (Texas) supervised the activity and took advantage of my organizational ability by assigning me the project of writing ABANA's first procedure manual. This kind of internal structuring, from what seemed to be the inside-out, became the hub of a wheel with spokes. There were several areas which needed program development such as the relationship ABANA had with chapters, membership marketing, and educational services for members. I created, developed and/or implemented many of the services for members we have now. Some of the benefits and services eventually needed to be handled by committees, so I worked with the various presidents to institute committees for membership services, chapter liaison, sales and marketing. The filing system originally set up under the names of people writing memos was transformed into filing by committee activity.

Aside from a monthly memo by the ABANA president, the chapters had no contact with a parent organization. Today ABANA keeps chapters abreast of new programs, organizational business, and other chapter contacts through the monthly mailing. Groups can solicit to gain new chapter members with ABANA's roster of national members in their area. Chapters are entitled to two free video tape rentals per year for meetings. Mailing labels of ABANA members may be requested at no charge for event announcements. A demonstrator list is updated every two years and is available to groups for reference. Periodically, ABANA gives chapters an opportunity to obtain free fund-raiser items and donates special items by request. Group liability insurance is available through ABANA to protect individual chapter members from lawsuits. A liaison from the ABANA Board is always on call for assistance in areas such as chapter development and direction for incorporation or non-profit status.

Ten years ago the foundation had been laid, yet there was much to be done to meet the needs of chapters and members alike. My vision for the organization to this day never ceases as I field phone questions, complaints, and suggestions from the membership. Secretary, Hans Peot encourages me to take the initiatives needed. There is still much to do, much to develop and implement. It has always been a challenge to add a little more to the twirling of the plates --a balancing act to maintain the programs in place, yet move ahead to meet new demands.

I have purchased four computers to upgrade since the first one was loaned to me for the initial set-up. This works out to be a new computer every 2.5 years to keep up. ABANA's home page on the Internet marks another electronic milestone. It is my hope that ABANA's site will be directly connected with the central office in a way that will keep it up-to-date, as well as facilitate the processing of inquiries for those who find us on the web.

Numerous projects and activities not listed here make up the balance of work that is funneled through the office, now with the help of committees. I have known a lot of wonderful board members who have come and gone, yet the office has remained a constant focal point. My dedication has not just been in the work produced, but in the heartfelt desire to affect an unfolding of ABANA's potential. The future looks inviting with new ideas and projects just around the corner.

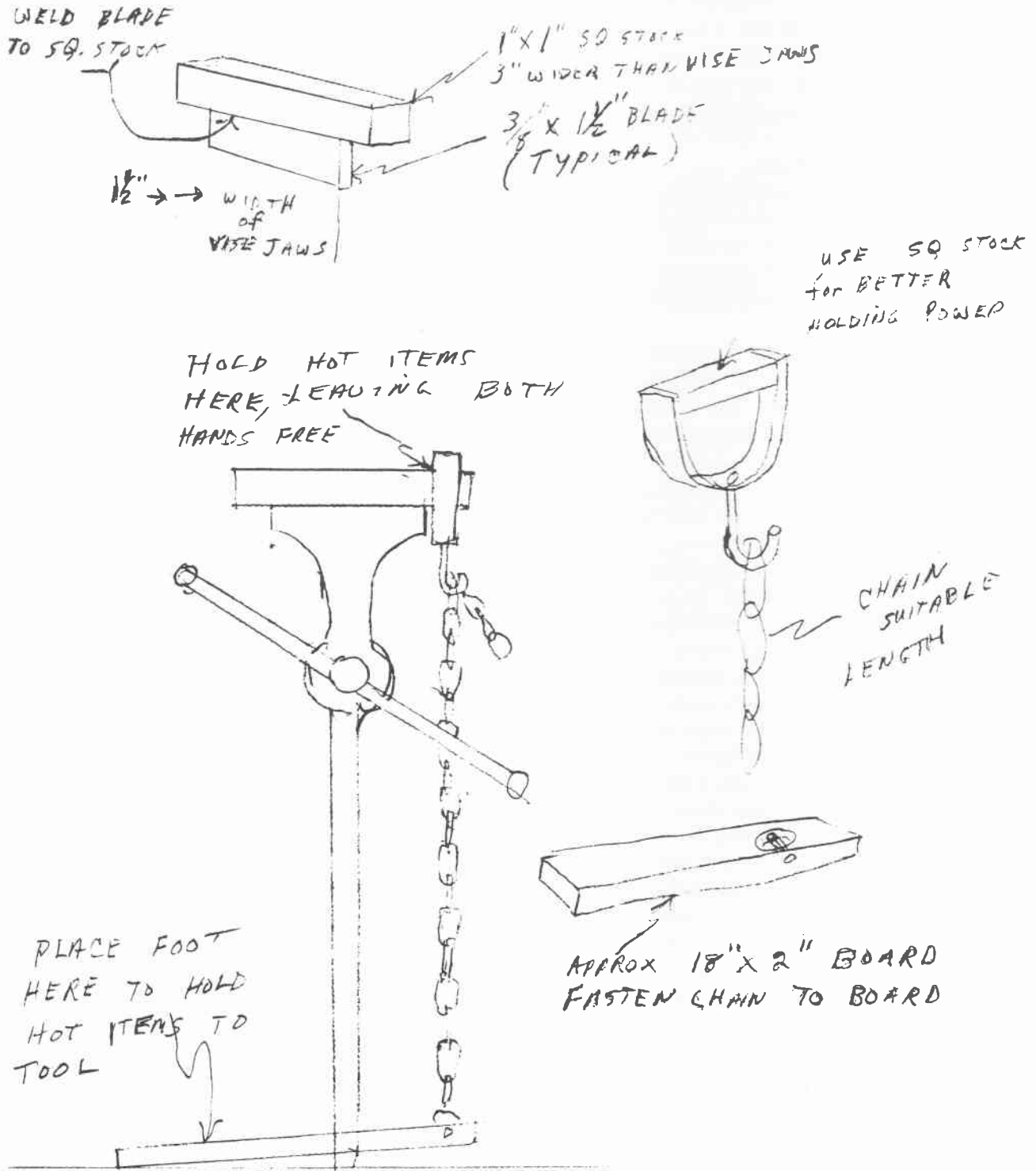
*The content of this month's Liaison Newsletter,
submitted by*

Janelle Gilbert
ABANA Executive Secretary

Joe's Little Helper

by Joe Wilkinson

This tool I made works great. It gets things close enough for us old dudes to see clearly and leaves both hands free to work the hot cuts.



For sale: Port Huron Sawmill, with 48 inch inserted tooth blade. 40 feet of track, runs on a 6 cylinder Continental industrial engine. Excellent condition. \$3,000 or trade for 100 pound Little Giant. Pat McCarty, (314) 239-3814. Pat also has a real nice Peter Wright anvil for sale, call him for details.

Hammers, tongs, fullers, flatters, cutters, chisels, punches, swages & blocks, cones, firepots, hand vises, pliers, coal and more. The finest smithing tools in the world. Tool list available upon request. We ship and accept Visa and Mastercard. Steve Kayne, 100 Daniel Ridge Road, Candler, NC 28715. (704) 667-8868 or 665-1988 or fax (704) 665-8303 or e-mail: kaynehwde@ioa.com

The editor has a 200 pound Peter Wright, needs edges rebuilt, \$300. I also have a rivet forge with hand-crank blower, has new legs, good shape \$60. Need a wood cook stove for your deer camp? I have one I would part with cheap, say \$35 or trade? It's about 2 feet square, designed to burn coal. Call Jim McCarty, (573) 395-3304, evenings.

Tom Clark has announced he will have an auction some time this fall and sell off a big chunk of his tool collection, including two 100-pound Little Giants and one 250-pound Little Giant. Tom also is the man to see for hammer handles and the new slim line of tongs. Call him at (573) 438-4725 for the details.

Want to swap for 50 pound Little Giant or bigger hammer: Blue porcelain enamelled Moore's parlor stove, coal or wood. 4-1/2 feet tall, 2 feet square, 300 pounds. Includes delivery and pick-up. Stephen McGehee (501) 643-3299.

New source for coal: Andrew MacDonald called with a new source of coal on the east side. It's loose coal, good stuff. They have a loader. Call (618) 684-3166 for more details. This is a trial run so go buy some so they will keep it up.

Heavy duty frying pan blanks, steel, approx. 9 inches diameter with 2 inch sides — 12 gauge (.095) thickness. Has two 3/16 inch holes for your decorative handle, \$7.75 each, \$7 for 5-9, \$6 for 10 or more pans. Shipping \$2.50 plus 50 cents for each pan. Bob Tuftee, 3855 Aspen Hills Dr., Bettendorf, IA 52722.

All orders for Skipjack Press books, Jack Andrews' operation, will be filled by Bookmaster's Inc, which specializes in fulfilling book orders. You may now order by calling 1-800-247-6553 (24 hours, 7 days a week), by fax, by e-mail by regular mail and by the World Wide Web. Major credit cards accepted. Orders are shipped the next day via UPS. Here's the details:
BookMasters, Inc., PO Box 388, Ashland, OH 44805. Fax: (419) 281-6883. e-mail: order@bookmaster.com.

Internet:
www.bookmasters.com/skipjack
Jack wrote the classic "Edge of the Anvil" and also offers books on Sam Yellin and Julius Schramm.

Lee Quaintance, BAM member from Kansas, wants to let folks on that side of the world know he has a source for bulk coal at \$75 per ton. You can reach Lee at (913) 893-6797 for more details.

Walnut, cedar and cherry lumber for sale. Air dried. Priced at 70, 60 and 75 cents per board foot. Contact Jim Shy, (573) 269-4617, Black, MO.

Pass that rusty iron around! If you're not using it let someone else. Send your Bulletin Board items to the newsletter or load up your truck and bring it to Doug Hendrickson's meeting Aug. 16.

Bob Alexander always has nice rebuilt anvils for sale and occasionally a forge and other neat stuff. Bob's at (314) 586-6938.

There was a real interesting forge blower at Cub's Flea Market in Stover, Missouri last time I passed through. This is a Champion blower,

BAM

Bulletin Board

most likely it came off one of those army portable forges (sorry the forge is gone). It would have slid into a dovetail on the side of the forge. They want \$60 for it, sign says they dicker. Also had a post drill for \$40.

For sale: Two classics! 1) Lincoln Ideal Arc 250 amp AC welder. 220 volt single phase, excellent condition \$250 (with leads \$350). 2) Yates American Long Bed 6 inch jointer, 1/2 hp motor, excellent condition \$300. Bob Woodard, Edwardsville, IL (618) 692-6508.

For sale: BAM side draft forge with Vulcan firepot, electric blower and attached post vise, \$400. Assorted tongs. Anvil with stand \$175. Lincoln electric arc welder 225 amp, 230 volts \$150. Diacro #2 bender with stand and some dies, \$300. Contact Craig Schmidt at (314) 671-8763 (pm) or leave message at (314) 523-1087 anytime.

Need something or got something for sale? Contact the editor at (573) 395-3304 or fax it to (573) 395-3201 and I will get it in (or talk you out of it.)

MIKE'S GRILLE AND OTHER TID BITS

- * HE USES A SQUARE CENTER PUNCH FOR LEGIBILITY
- * AFTER FORMING THE SQUARE HOLES + WELDING RINGS, THEY ARE TRUED UP ON A CONE MANDREL, THEN RE-DRIFTED TO TRUE AXIS OF CROSS PIECES.
- * THE BOTTOM VERTICAL PIECE IS INSERTED THROUGH BOTH RINGS, THEN THE TOP OF VERT. ELEMENT IS INSERTED THROUGH TOP HOLE OF LARGER RING AND WELDED. MIKE SAYS THAT YOU CANT BEND A PIECE & SLIP IT IN.
- * HORIZONTAL ELEMENT IS SLID IN LAST, THEN SHAPE SCROLLS.
- * NOT SHOWN, BUT: TAPER, SPLIT, CLEAN UP & CLOSE BACK UP SPEAR POINTS BEFORE ASSEMBLY.

MISC. NOTES ON THE WAY BY:

* HE USES A COARSE BRISTLE BRUSH TO CLEAN AS HE FORGES.

* USE A VISE YOU CAN WALK ALL THE WAY AROUND

* DIRT FLOORS IN SMITHY

* HE LIKES THE SMALL PATTERN TONGS LIKE MFG. BY OFF CENTER FORGE + BOB PATRICK



SQUARE STOCK
ROUND SWEDGE
= HALF ROUND
COLLAR STOCK



ON FINISHING:

2/3 BOILED LINSEED OIL

1/3 TURPENTINE

SPLASH OF JAPAN DRIER

BEEWAX, 1" BALL FOR PINT


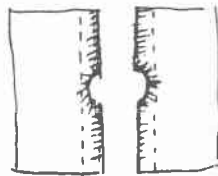
2" BALL FOR GALLON.

FINISH IS PUT ON METAL JUST TOO HOT TO TOUCH.

2 COATS: PUT 1ST ON, WIPE OFF. PUT ON 2ND &

leave.

PLAN



VISE JAW
CLAMP FOR
ELEVATION FLOWERS

ON FLOWERS:



1/4"



1/8"

5/16" ±



BANDSAW CUTS. BEND EDGES OUT & FILE OFF SAW MARKS. SURFACE W/ PEIN OF HAMMER. FORM OVER SERVING SPOON SIZED DIMPLE BLOCK

1. FORM TENON W/ SPRING SWEDGE.

2. CREATE A NECK OVER FAR EDGE OF ANVIL

3. USE ROUNDED EDGE VISE LINERS, CLAMP & USE MONKEY TOOL TO ROUND STAMEN UP. ROTATE MONKEY TOOL BETWEEN STRIKES.

4. @ ASSEMBLY, OXY/ACT. FLAME APPLIED TO BULB FIRST, THEN RAISE HEAT UP TENON, THEN PEEN OVER PETAL DISC.

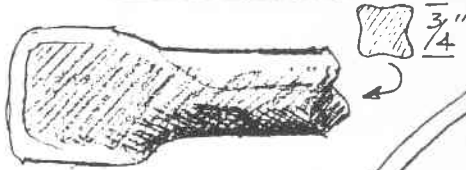


MIKE BOONE GRILLE

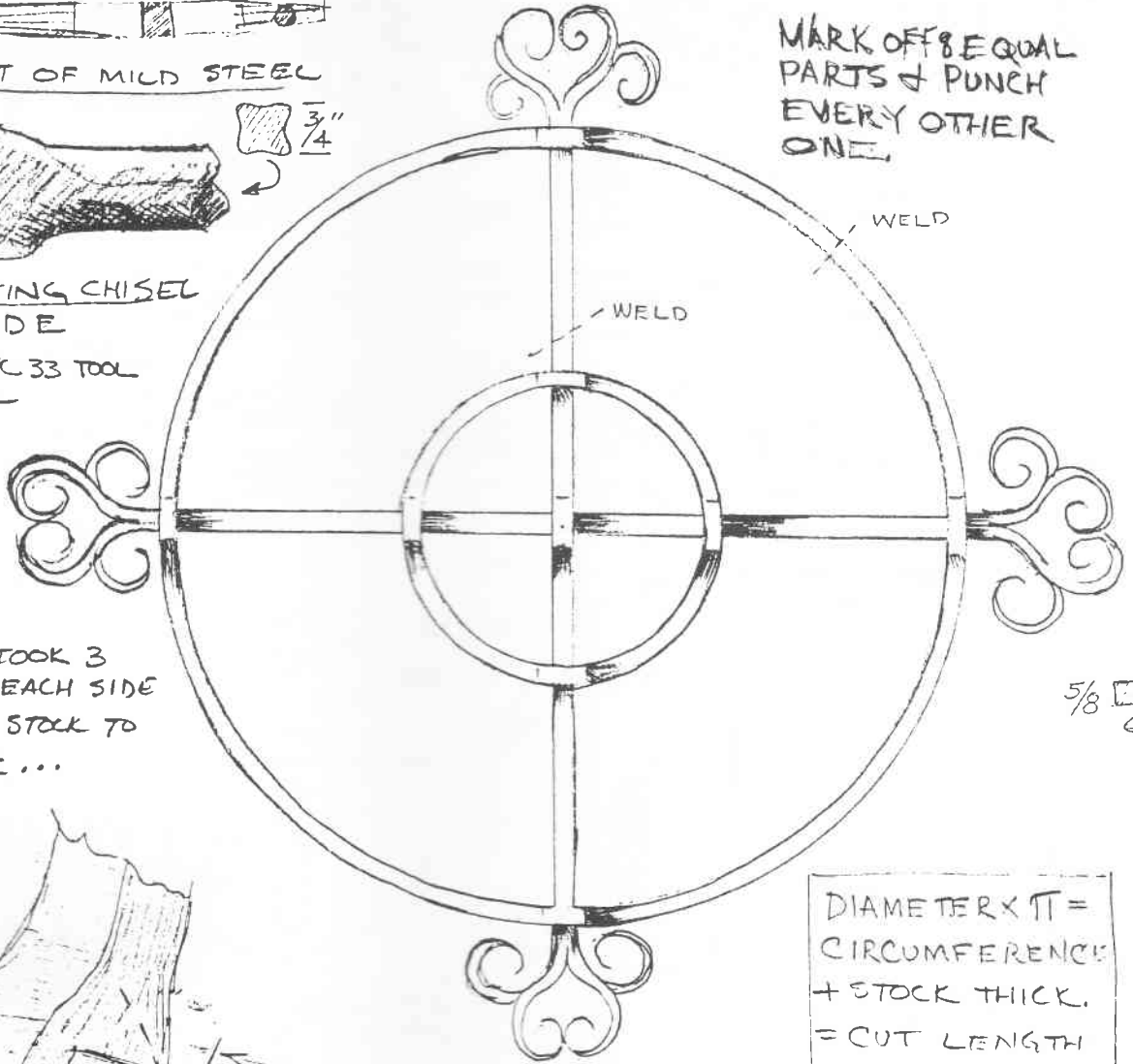
DEMONSTRATED @ POTOSI
MAY '97



DRIFT OF MILD STEEL



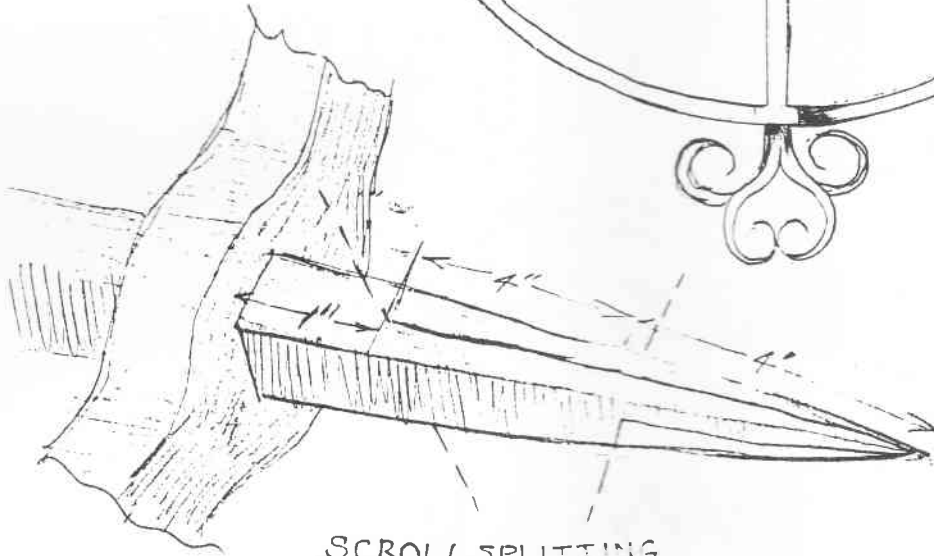
SLITTING CHISEL
1" WIDE
ATLANTIC 33 TOOL
STEEL



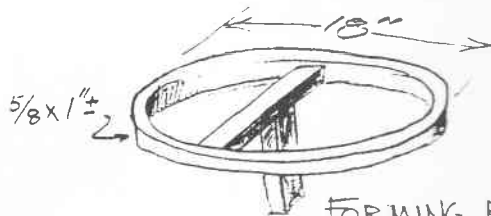
MARK OFF 8 EQUAL
PARTS & PUNCH
EVERY OTHER
ONE.

MIKE TOOK 3
LICKS EACH SIDE
OF 5/8 STOCK TO
PIERCE ...

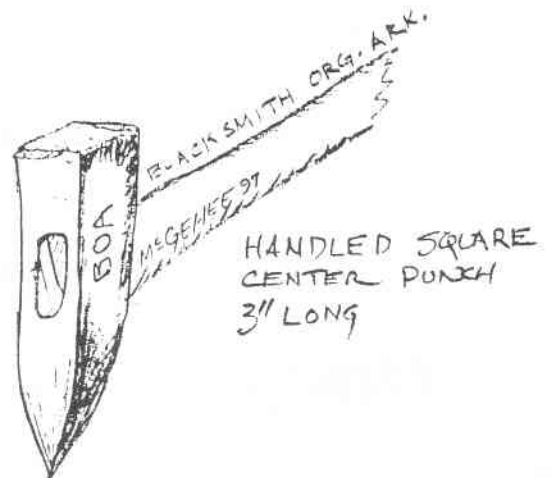
DIAMETER X π =
CIRCUMFERENCE
+ STOCK THICK.
= CUT LENGTH




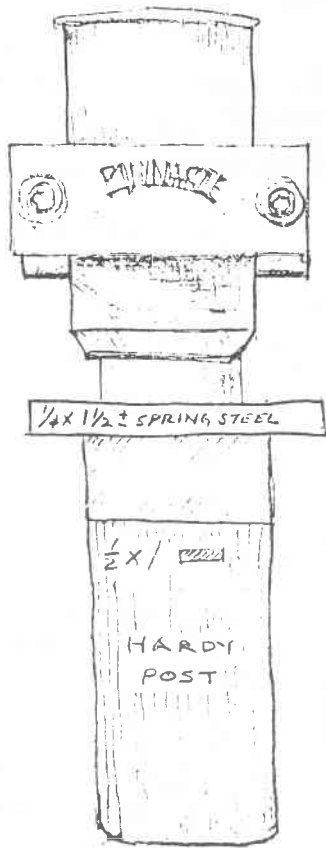
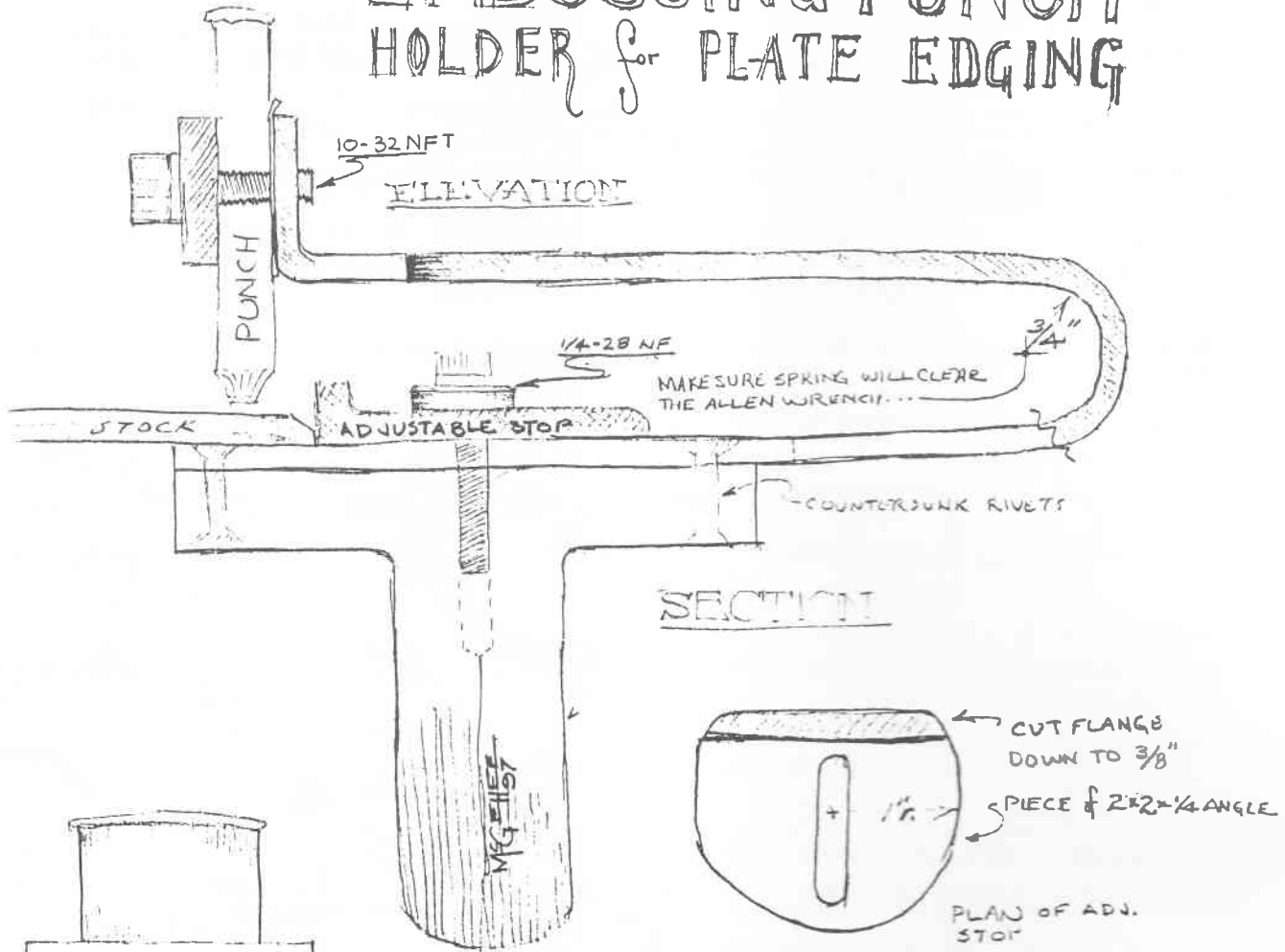
SCROLL SPLITTING



FORMING RING w/ HARDY
OR VISE POST

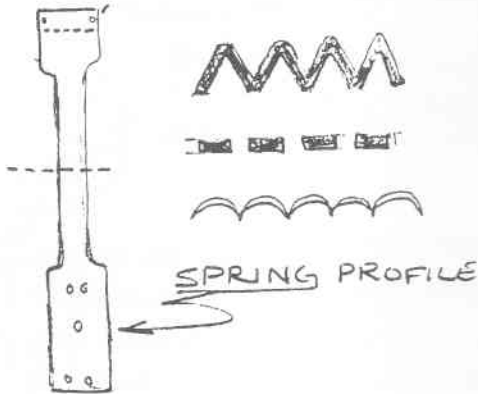


EMBOSSING PUNCH HOLDER for PLATE EDGING



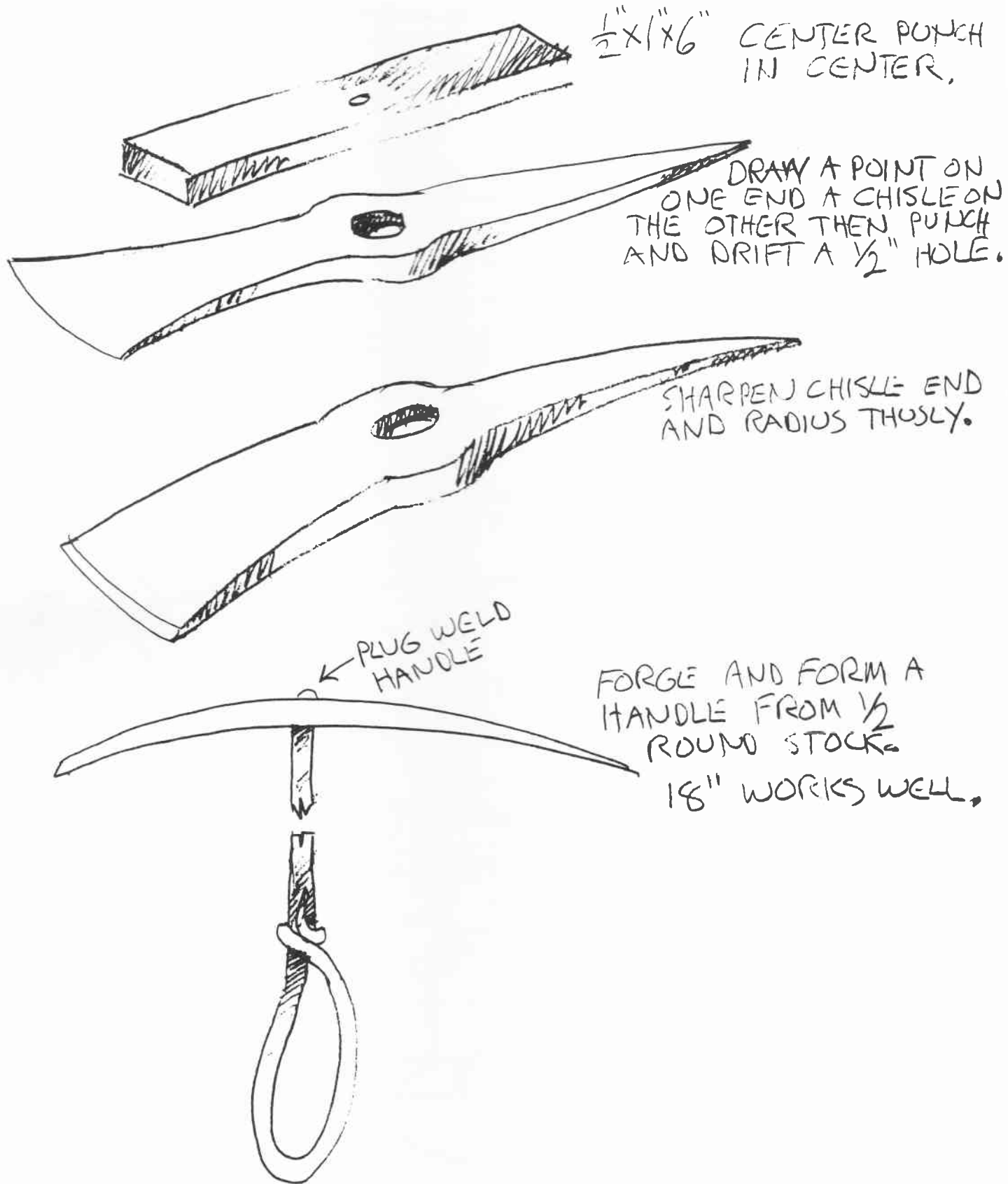
STOP PARALLEL
w/ PUNCH

STOP AT AN ANGLE
TO PUNCH



FRONT ELEVATION

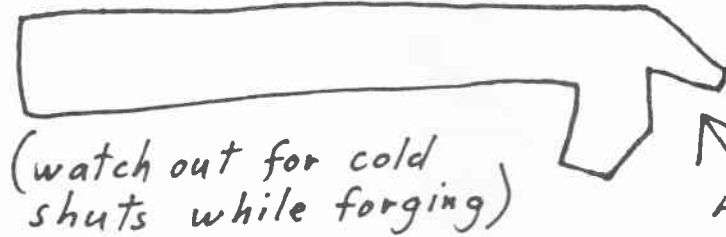
DOUG'S ROOT GRUBBER



$\frac{1}{2}$ sq bar,
upset sq
corner.

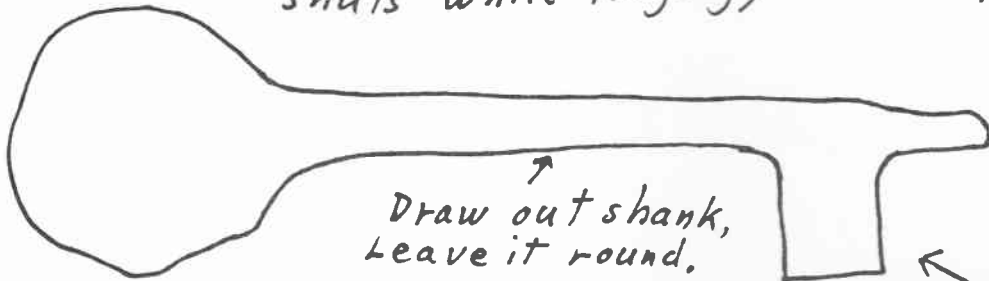


Make your key
first as the rest of the
lock is based on its size.



(watch out for cold
shuts while forging)

Hot Cut

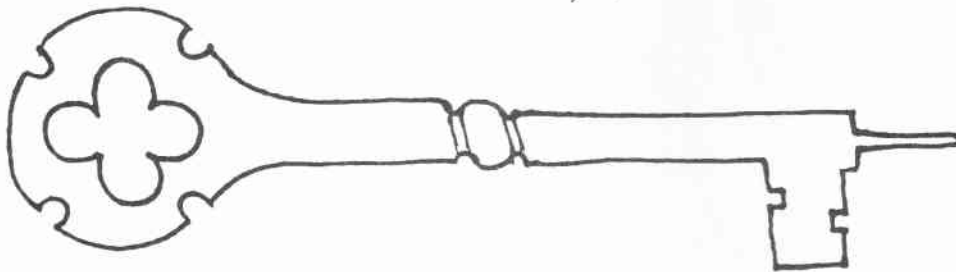


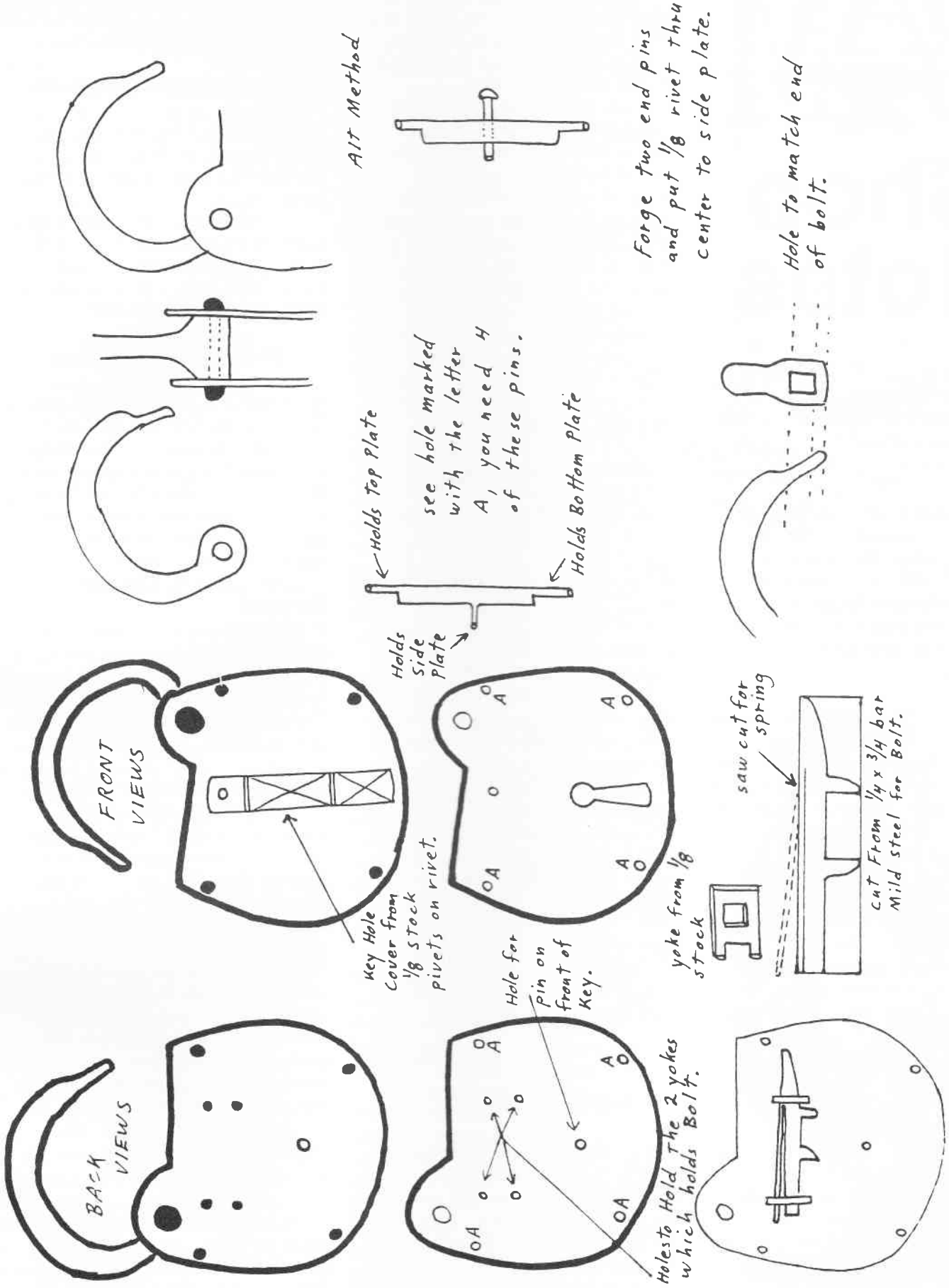
Draw out shank,
leave it round.

Cross pien
to Approx $\frac{3}{16}$

Leave mass at end
when drawing out shank.
Flatten to general shape,
Approx $\frac{3}{16}$ + in thickness.

Break out your Colonial Williamsburg Milling
Machine (files) and get to work. Shank round,
pin on front of key round, look at front plate of
lock for cross section of key, it has to fit the hole





BAM

Shop Notes

Got a tip to share? Jot it down and send it to the editor, Jim McCarty, 5821 Helias Dr., Jefferson City, MO 65101 or FAX to (573) 395-3201

Q: I would greatly appreciate any ideas or suggestions for our upcoming demo. This is to be a small, informal, bare bones mini-demo to help raise the public awareness of techniques, et al (within the confines of an open air limited resources).

— Randy Magnuson

A: Well Randy, I'm not a very good demonstrator but I did do a lot of entertaining of the tourists at the shop that I had and I've watched a bunch of real good demonstrators.

Demo's for the public should be sorta short 'cause they have a short attention span. Do quick things with dramatic results — like twists. Don't go into long explanations — keep the info that you give them simple, for example tell them the metal reaches temperatures in the 2-3,000 degree range which is "10 times hotter than the stove you slave over, Ms. Housewife."

I used to make nails and little coat hooks for the kids in the crowd. Make 'em promise to hang their cloths on the hook which Mom can use with some success for a week or two. (It also makes Mom & Dad have to hang around and wait for them, hopefully giving them time to decide to do

some impulse buying). The memories the kids get are worth 100 times what the nail is. One kid I gave a nail came back the following two years and I let him help in the shop a little. He has his own shop now.

If you want to show how a more complex item is made, then make several pieces showing the progression of the work and nail it to a board. If you want to demo a fork for example: have on the board, a piece of the raw material cut to length, a duplicate slit, the next with the tines spread, the next with them drawn out, the next with them shaped, etc. . . and a finished version (perhaps without a twist and you can do the twist in front of the audience, wire brush it, coat it with corn oil and give it to the prettiest girl on the front row.

Talk a little while you're working, explaining what you are going to make the metal do before you do it. It blows their mind that we can bend steel to our will. You might joke around with them as you work. They will invariably ask "do you get burned" to which you can reply "I used to but pain is the very best of teachers. Now I just get burned when I sell the ironwork". Stuff like that.

Do not do any forge welds in front of an audience. Two reasons: if it ever ain't goin' to work it will be when 20 people are watchin you make a fool of yourself — and kids-eye level is the same as the level of the anvil face. The sparks and molten flux automatically go right for them — civil court judges frown on folks that injure babies. Be careful around any audience. I went so far as to use an annealed hammer so there would be no danger of chips flying from it.

Give a little history if you like but keep that short and simple too.

—Donnie Fulwood

Norm recommends. . .

Beginners often ask bookseller Norm Larson what books he recommends for someone who is starting out in blacksmithing and he usually provides them with the list below as suggestions.
The New Edge Of The Anvil -

Andrews
Practical Projects For The Blacksmith - Tucker
Plain And Ornamental Forging - Schwartzkopf
The Complete Modern Blacksmith - Weygers
Work Methods And Tools For The Artist Blacksmith -Schmirler
Blacksmith's Craft - Rural Development Council

All of these titles and a whole lot more are available from Norm at the following address: Norm Larson Books, 5426 Hwy. 246, Lompoc, CA 93436 or call (805) 735-2095.

Civil War blacksmithing

For the Civil War period, the only choice you have is a bellows, if you want to be correct. I have attended a reenactment with a Champion blower and a Buffalo 24-inch forge, and a Champion step vice, but was careful to point out my equipment was not historically correct.

Correct equipment for the Civil War period is:

1) For a permanently located blacksmith shop: Grand bellows, single horned anvil, leg vise, riveted or forge welded jigs (documented by Captain A. Mordecai as being used as early as 1850s).

2) For a standard mobile field unit: 14 foot long "Traveling Forge" wagon, with limber. Tools were carried in the limber box, as well as in a "battery wagon" for the smiths and carpenters. 100 pound standard American pattern anvil is the official government specified weight. "Tongue" vise on the wagon's stock, not on the tongue. A farrier's box was carried in the limber chest, but otherwise there were no tool boxes. The smith also carried the extra keys to everyone else's limber chests. And he was officially to carry two tongs, and one shoeing tongs. (See the 1863 Officer's Manual for all the supplies and tools carried by a smith).

3) For a Cavalry unit moving through rough grounds: Use a government specified "Mountain Forge", as described in Mordecai's official gov-

ernment drawings. This forge was sheet-metal and folded up to be carried on horseback. A stake anvil is used with this setup, not a regular anvil.

The federal government was very good at documenting the blacksmith, his equipment, metal finishes used, in extreme detail all the way down to drawings of the correct nail, screw and nut to use and where to put them in the smith's equipment.

— *Dave Einhorn*

Lines you can see

If I need an accurate mark on hot work I will sometimes use the scribe, then go back over it with soapstone. The soapstone will get down in the scribe line and make it easier to see.

— *David Hoopes*

How Daryl welds

The run down on Daryl Meiers method for welding Damascus: Two things are needed to weld: intimate contact and pressure. Example, a seized nut on a bolt. Material must be clean and flat. He belt sanded on a flat surface. I follow by lapping on flat surface with 180 grit paper. Clean each piece to get all of the grit off.

Stack the billet, clamp, mig weld the perimeter leaving a 3/8" gap in the weld on the end opposite from the one you are going to weld the handle to. (There should be no openings to the edges of the layers except the 3/8" gap on one end). Squirt kerosene into the opening. Heat to red. Weld.

To make the second and future welds: Grind off all scale. Belt sand and lap flat. Weld edge leaving 3/8" gap. Add kerosene, heat and weld.

A note on welding: Hank Knickmeyer and Don Fogg, demo'd using this method of welding with a Batson hydraulic press at St. Louis. Knickmeyer was welding billets with hundreds of pieces (butterflies, flowers, etc.) This is a great way to go, the billet stays flat and size and shape can be

controlled. Next best method is a power hammer with large flat dies. Daryl has a huge rolling mill run by a John Deere, this is probably the best method. I have not had a lot of luck with a hammer and anvil.

— *Dan Jennings*

Handy handle

I have big hands, relatively speaking, and I have found very few hammer handles that are big enough to fit my hand comfortably. No matter how I roughen the handles, they slip and twist. Hanging on tighter only increases the fatigue factor and also beats the crap out of the elbow. I was in a local sports store a while ago and found replacements wraps for racketball or tennis rackets. They are thin, tacky and come in all colors and best of all they are cheap. I was quite enthusiastic about wrapping as much of the handles as I could but I found that I hold most of my hammers in about the same spot on the handle. The ones wrapped later now have the wrapping where it does the most good.

— *Bill Hochewa*

Get unstuck

A number of years ago I worked in a wrecking yard. One of the techniques for getting an engine "unstuck" (meaning getting an engine to turn that had sat long enough for the piston rings to rust to the cylinder walls) was to use liberal amounts of (I'm not kidding) brake fluid, previously used of course, inserted through the spark plug hole. After a soaking and setting procedure, a gentle rocking of the crankshaft every once in a while would begin to get things moving and pretty soon we'd have the old girl running.

I would have never believed it had I not actually participated in doing it — not just one time either. I can attest to several engines that went many, many miles after such a treatment. Incidentally, brake fluid works as a great paint remover also. In either case it does not seem to matter whether it is new or old to work.

Another trick we used to remove bolts or plugs in cast parts was to heat the area of the bolt with the torch followed by application of wax as from a candle. Apparently, the wax is drawn into the joint in the cooling process by capillary action making a lubricant for the threads. Often the piece would come out intact with little effort. If all else fails try the torch with a strong reducing flame.

— *Owen Bostrom*


The best stuff I've found for rusted solid parts is "KROIL". It is used by many old car restorers. Apply, tap with hammer, repeat daily till loose. Sooner or later it WILL work. Comes in spray cans and gallons from:

Kano Laboratories
1000 S. Thompson Lane
Nashville, TN 37211
615-833-4101

— *Mike Alexander*



BAM NEWS



BAM on the Web

BAM's web site is up and running on the World Wide Web. If you have internet access check it out. It's at <http://www.advertisnet.com/bam-site>. It is still under construction but there is information about how to join, the Ozark Conference, events, a small selection from our newsletter and of course the Bulletin Board section of stuff for sale. In the future I hope to have a gallery of photos from BAM events and a gallery of photos of member's work. We could also list members who accept commissions and those who are available for demos. I am getting at least one e-mail per week from someone who saw the site.

Editor has coal

I have one pallet of BAM coal at my Ishop in Taos, Mo. just east of Jefferson City. That means about 20 50-pound bags, first come first served. Give me a call before you come or I might not be there! The coal is \$7.50 per bag, you pay BAM. I will try to

keep a supply here so folks in this area don't have to drive to St. Louis. Thanks, Jim McCarty, (573) 395-3304.

Gas forge workshop

So you made a side-draft forge and a treadle hammer? What's next? Looks like BAM's next big effort will be to make gas forges. The workshop is tentatively set for next fall. We will be building forges using the plans designed by Jerry Hoffmann and published in the Blacksmiths Journal. These are nice forges. They get hot and can handle a variety of shapes and lengths.

If you are interested contact Gary Kobermann at (314) 892-2527 or Bruce Herzog at (314) 892-4690. Gary estimates the forges will cost between \$150-200 but don't hold him to that. Date will be announced in a future newsletter.

Coming attractions

The Carbondale Metals Conference and Exhibition hosted by the Southern Illinois Metalsmith Society is set for September 13-14 at Southern Illinois University at Carbondale. The event features: SIU's Rick Smith on Forge welding and fabrication, Jim Cooper from the Metals Museum on line inlay and damascene on steel, John Medwedeff

on commissioned ironwork: from start to finish, Jim Wallace from the Metals Museum on an abbreviated history of decorative ironwork, and Brent Kington, SIU professor emeritus, on 30 years of SIUC metal-smithing

There will also be an opening reception for the exhibition and a benefit auction. Sunday features an open forge and demonstrations. Fees are \$15 for general registration (must register by Monday, Sept. 1 — after Sept. 1 add \$5), \$5 for students and \$5 for a lasagna lunch organized by SIMS on Saturday. Make checks payable to SIMS.

Spouses and family are welcome.

August 14-17 Rocky Mountain Smiths Annual Conference, Carbondale, CO. Featured demonstrators are Dorothy Stiegler, Bob Bergman, George Dixon and Dan Nauman. Dan Nibblink (970) 532-4387.


Tannehill 97 is Sept. 5-7 near Bessemer, Alabama. Demonstrators include Bob Becker, Mike Boone, Tom Clark, George Dixon and Steve Kayne. Info contact Stan McGee at (205) 597-2390.

SOFA's Quad State Round-up is September 27-28 in Troy, Ohio. Demonstrators are Bill Fiorini, Dorothy Stiegler, Michael Bendele, and Brad Webber. Info call (937) 878-7084.

Announcing the 1998 ABANA Conference in Asheville, NC

The theme for the conference "By Hand, By Hammer" is intended to be an affirmation of the hand-forging process as demonstrated by some of the finest contemporary and traditional artist-blacksmiths currently working. In addition to a wide range of hand-forged presentations, there will be two well-equipped power hammer stations as well as hydraulic forging press operations. In all, plans for 10 forging stations plus a 10-forge teaching station have been finalized.

The educational venue of this event includes slide presentations and round-table discussions along with hands-on workshops in drawing, design and CADD. Several special projects will take concepts from layout through completion in a series of sites dedicated to their use. Mark your calendars and make plans to attend. Registration information will be coming in this newsletter and in *The Anvil's Ring*.



Next BAM Meeting August 16, 1997

BAM's July meeting will be on Aug. 16 (this is starting to be a trend) at Doug and Bonnie Hendrickson's place in Lesterville. They have a nice place on the Black River for kid's and spouses to splash away while the family smith gets sweaty and dirty at the forge.

There are several campgrounds and motels for those who want to stay Sunday and join the annual "BAM Bash on the Black" float trip. So call ahead for reservations what with Lesterville being Missouri's "Riverara" facilities fill up fast.

The Lesterville meeting has become a hands-on beginner's workshop with advanced BAM folks assisting less advanced folks. The project this year will be a spun copper dipper with a forged iron handle.

Maurice Ellis will have his trusty spinning lathe on hand and is prepared to show you how to spin copper. Three forging stations with teachers who are more than willing to talk you through the forged handle will also be up and running.

One final station will be set up to help finish the iron and rivet it to the copper. With a little effort whoever wants to should be able to go home with a fine little dipper and the experience of making it happen.

The trade item is a bottle opener. Remember your safety glasses, and something for the Iron in the Hat. All you anvil shooters, please leave them at home this year. Someone is going to get hurt and Doug don't want it to be in Lesterville.

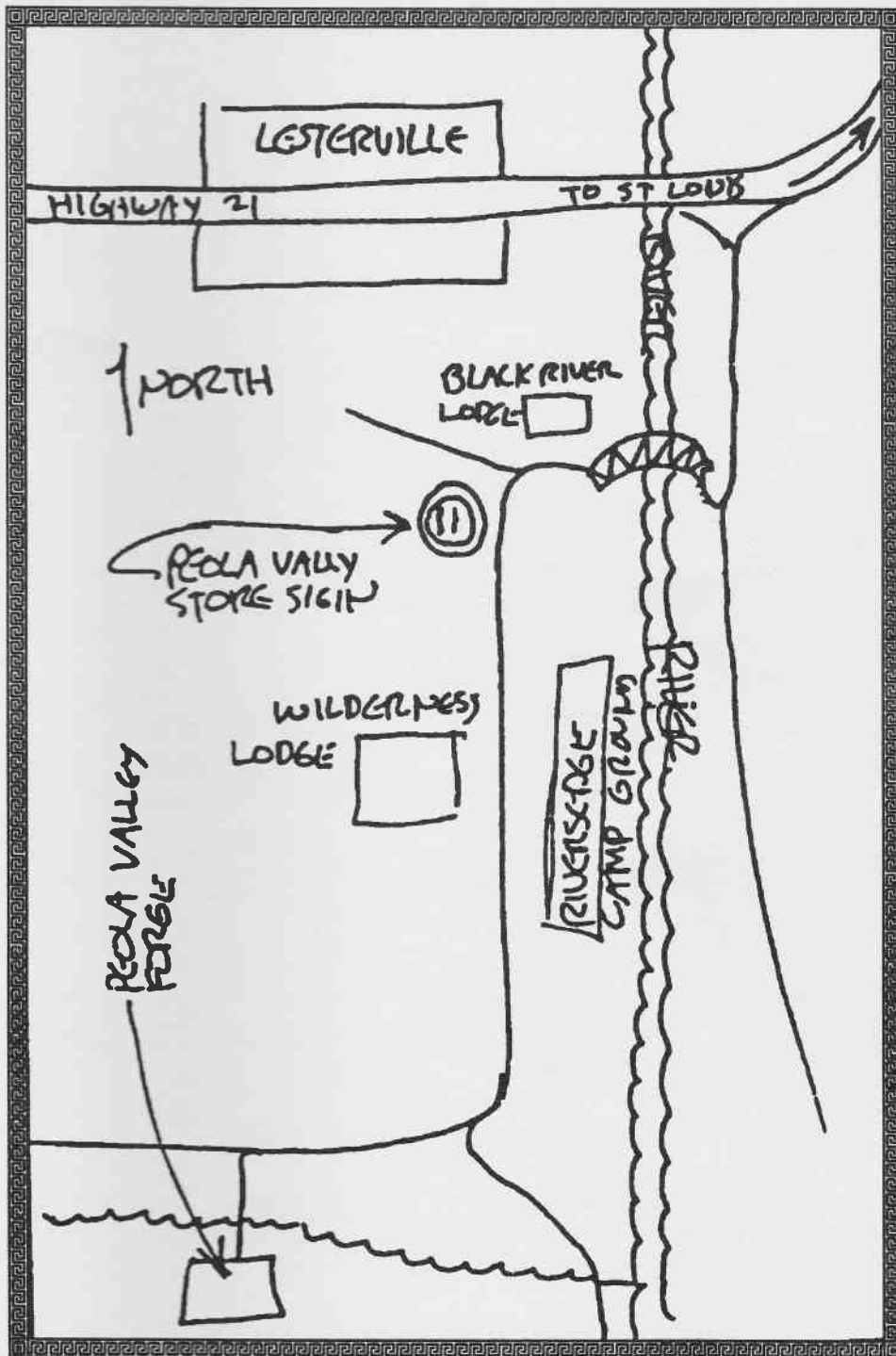
Black River Restaurant and Motel —
Lesterville (5 miles) (573) 637-2600

Fort Davidson Motel — Ironton (25
miles north) (573) 546-4727

Riverside Campground — Lesterville
(1/2 mile) (573) 637-2422

Twin Rivers Landing Campground
— Lesterville (3 miles)
(573) 637-2274

MAY—JUNE 1997





This unique hinge was on a door of an outbuilding that is part of the Great Smoky Mountains National Park visitor's center in North Carolina. The graceful lines of true folk art are apparent though the maker was more concerned with function than form. Photo by Jim McCarty.

BAM
5821 Helias Dr.
Jefferson City, MO 65101

First Class
US Postage
PAID
Washington, MO
Permit No. 137



Address Correction Requested

Please send changes to Maurice Ellis, Rt. 1, Box 1442, Belgrade, MO 63622